

Integrated Annual Report 2022

Disclaimer

This Integrated Annual Report 2022 has been translated into English solely for the convenience of the international reader. In the event of conflict or inconsistency between the terms used in the Italian version of the report and the English version, the Italian version shall prevail, as the Italian version constitutes the sole official document compliant with the provisions of the Commission Delegated Regulation (EU) 2019/815.



TABLE OF CONTENTS

GUIDE TO THE DOCUMENT	5
LETTER TO STAKEHOLDERS	8
REPORT ON OPERATION AT 31 DECEMBER 2022	11
PART 1 – GROUP PROFILE, STRATEGY AND RESULTS	12
GROUP PROFILE	13
<i>Profile</i>	14
<i>Business Model</i>	17
STRATEGY AND OUTLOOK	19
<i>Trend and vision to 2030</i>	20
<i>Materiality Analysis</i>	24
<i>Be Tomorrow – Leonardo 2030 Strategic Plan</i>	26
<i>Objectives and Sustainability Plan</i>	28
<i>Guidance 2023</i>	32
GROUP RESULTS AND FINANCIAL POSITION	33
<i>2022 Performance and financial results</i>	34
<i>ESG performance indicators</i>	43
SEGMENT RESULTS AND OUTLOOK	47
<i>Key Performance Indicators by segment</i>	48
1. <i>Helicopters</i>	49
2. <i>Defence Electronics & Security</i>	51
3. <i>Aircraft</i>	56
4. <i>Aerostructures</i>	59
5. <i>Space</i>	62
"NON-GAAP" ALTERNATIVE PERFORMANCE INDICATORS	65
INDUSTRIAL AND FINANCIAL TRANSACTIONS	69
OTHER INFORMATION	74
<i>Other performance indicators</i>	75
<i>Related-Party transactions</i>	75
<i>CONSOB Market Regulation no. 20249/2017, Article 15</i>	76
<i>Information pursuant to articles 70 and 71 of Issuers' Regulations</i>	76
PART 2 – CONSOLIDATED NON-FINANCIAL STATEMENT (NFS)	77
GOVERNANCE	78
<i>Corporate Governance</i>	80
<i>Responsible business conduct</i>	83
<i>Risk management</i>	90
<i>Stakeholder engagement</i>	100
PEOPLE	102
<i>Inclusion and employment protection</i>	104
<i>Welfare and Well-being</i>	108
<i>Enhancement of people and skills</i>	110
<i>Health and safety</i>	115
<i>Respect for human rights</i>	117

PLANET	120
<i>Decarbonisation path</i>	122
<i>Circular Economy</i>	129
<i>Natural Resources Management In Industrial Processes</i>	132
PROSPERITY	137
<i>Technological Innovation</i>	139
<i>Leonardo for the National Recovery and Resilience Plan (NRRP)</i>	153
<i>Supply chain value</i>	156
<i>Customer intimacy, quality and safety</i>	165
<i>Value for territories and communities</i>	170
CORRELATION TABLE – NON-FINANCIAL STATEMENT	176
INDEPENDENT AUDITORS' REPORTS ON THE NON-FINANCIAL STATEMENT AND ON THE SELECTION OF INDICATORS AT 31 DECEMBER 2022	179
PART 3 – OTHER INFORMATION OF THE REPORT ON OPERATIONS	180
PERFORMANCE OF THE PARENT COMPANY	181
RECONCILIATION OF NET PROFIT AND SHAREHOLDERS' EQUITY OF THE GROUP PARENT WITH THE CONSOLIDATED FIGURES AT 31 DECEMBER 2022	187
PROPOSAL TO THE SHAREHOLDERS' MEETING	188
CONSOLIDATED FINANCIAL STATEMENTS AT 31 DECEMBER 2022	189
CONSOLIDATED ACCOUNTING STATEMENTS	190
NOTES TO THE CONSOLIDATED FINANCIAL STATEMENTS AT 31 DECEMBER 2022	195
ATTACHMENTS	269
STATEMENT ON THE CONSOLIDATED FINANCIAL STATEMENTS PURSUANT TO ART. 154-BIS, PARAGRAPH 5 OF LEGISLATIVE DECREE 58/98 AS AMENDED	277
INDEPENDENT AUDITOR'S REPORT ON THE CONSOLIDATED FINANCIAL STATEMENTS AS AT 31 DECEMBER 2022	278
SEPARATE FINANCIAL STATEMENT AT 31 DECEMBER 2022 LEONARDO - SOCIETÀ PER AZIONI	279
ACCOUNTING STATEMENTS TO THE SEPARATE FINANCIAL STATEMENTS AT 31 DECEMBER 2022	280
NOTES TO THE SEPARATE FINANCIAL STATEMENTS AT 31 DECEMBER 2022	285
PROPOSAL TO THE SHAREHOLDERS' MEETING	331
ATTACHMENT: DISCLOSURE EX-LEGE 124/2017	332
STATEMENT ON THE SEPARATE FINANCIAL STATEMENTS PURSUANT TO ART. 154-BIS, PARAGRAPH 5 OF LEGISLATIVE DECREE 58/98 AS AMENDED	345
INDEPENDENT AUDITOR'S REPORT ON THE SEPARATE FINANCIAL STATEMENTS AS AT 31 DECEMBER 2022	346
REPORT OF THE BOARD OF STATUTORY AUDITORS TO THE SHAREHOLDERS' MEETING	347
INFORMATION PURSUANT TO ARTICLE 149 DUODECIES OF THE ISSUER REGULATION	348
ANNEX TO THE REPORT ON OPERATIONS - NOTES TO THE NFS	349
METHODOLOGY NOTE OF THE NFS	350

<i>Sustainability Governance</i>	351
<i>Materiality analysis</i>	352
<i>Reporting scope</i>	354
INDICATORS – DETAILS	356
<i>GRI indicators</i>	356
<i>Other Indicators</i>	369
CONTENT INDEXES	376
<i>GRI Content Index</i>	376
<i>SASB Content Index</i>	393
<i>TCFD (Task Force on Climate-related Financial Disclosures) Content Index</i>	395
INFORMATION ON EU TAXONOMY FOR SUSTAINABLE ACTIVITIES	396
<i>Regulatory Framework</i>	396
<i>Taxonomy and the Aerospace, Defence & Security Sector</i>	397
<i>Leonardo Reporting</i>	397

GUIDE TO THE DOCUMENT

Since 2020 Leonardo (hereinafter also referred to as the Group, the Enterprise or the Company) has adopted an integrated approach to reporting financial performance and environmental, social and governance (ESG) information, with the aim of offering in a single document a complete, measurable and transparent view of the value generated by the company. The Integrated Annual Report describes in fact the development strategies of Leonardo, driven by the vision for the next years expressed in the “Be Tomorrow – Leonardo 2030” Strategic Plan, and the performance achieved, the way in which the company creates innovative solutions with its supply chain partners and the scientific research ecosystem, operating responsibly in the countries where it is present, and enhancing the value of all its capital, people and expertise, technology and intellectual property, financial resources, industrial assets, relations and partnerships, energy and natural resources.

The Integrated Annual Report is composed of:

- > **the Report on Operations**, which includes the Consolidated Non-Financial Statement (NFS) pursuant to Legislative Decree 254/2016, prepared in accordance with the GRI Sustainability Reporting Standards of the Global Reporting Initiative (GRI), including the correlation table and the methodology note of the NFS;
- > the Consolidated Financial Statements;
- > the **Separate Financial Statements of Leonardo SpA**.

Leonardo’s decision to integrate financial performance and ESG information somewhat anticipates what is envisaged by the Corporate Sustainability Reporting Directive, the new European directive on sustainability reporting that will gradually come into force in 2025 and will require companies to publish sustainability disclosures in the Report on Operations. With this obligation, the European Union intends to pursue the goal of making the links between financial and sustainability information clearer and more evident while increasing its availability, accessibility and reliability.

In preparing the Integrated Annual Report, the following have been taken into account: the priorities reported by ESMA (European Securities and Markets Authority) for financial statements prepared according to the International Financial Reporting Standards (IFRS) and for non-financial disclosures, the Integrated Reporting Framework, the standards of the Sustainability Accounting Standards Board (SASB) for the Aerospace & Defence sector, the Sustainable Development Goals (SDGs), the Ten Principles of the UN Global Compact, the recommendations of the Task Force on Climate-related Financial Disclosure (TCFD) and the core metrics laid down in the White Paper “Measuring Stakeholder Capitalism - Towards Common Metrics and Consistent Reporting of Sustainable Value Creation” del World Economic Forum (WEF), as based on four pillars: **Governance, People, Planet and Prosperity**.

The GRI, SASB, and TCFD content indices in the section of Annex attached to the Report on Operations – Notes to the NFS allow you to identify content with respect to the respective standards or recommendations.

Furthermore, in 2022, a selection of indicators (ref. Annex attached to the Report on Operations – Notes to the NFS) was subjected to full examination (reasonable assurance) for the second year running, as required by the International Standard on “Assurance Engagements ISAE 3000 (Revised) - Assurance Engagements Other than Audits or Reviews of Historical Financial Information” (hereinafter “ISAE 3000 Revised”), issued by the International Auditing and Assurance Standards Board (IAASB), on the part of EY S.p.A.. The audit was carried out according to the procedures set out in the “Independent Auditors’ Report of the Non-Financial Statement at 31 December 2022”, which is included herein.

Content of the Integrated Annual Report 2022

Table of contents	Financial Information	NFS Information
Report on operations at 31 December 2022	•	•
Group profile	•	•
Strategy and outlook	•	•
Group results and financial position	•	•
Segment results and outlook	•	
“Non-GAAP” alternative performance indicators	•	
Industrial and financial performance	•	
Other information	•	
Governance		•
People		•
Planet		•
Prosperity		•
Correlation table – NFS		•
Performance of the Parent Company	•	
Consolidated Financial Statements at 31 December 2022	•	
Separate Financial Statements at 31 December 2022		
Leonardo SpA	•	
Annex to the Report on Operations – Notes to the NFS		•

LETTER TO STAKEHOLDERS

For Leonardo, 2022 was an important year. We have once again achieved, and in some cases exceeded, the objectives set. We have delivered results that further confirm the validity of our strategic path.

Indeed, thanks to the actions undertaken since 2018, Leonardo has strengthened its competitiveness and consolidated its role as a top player in Aerospace, Defence and Security at a global level. Today we are a more solid, resilient, sustainable, innovative company, ready to face challenges and seize future opportunities.

Orders show significant growth of over 20% compared to 2021, with a value of over €17 billion, increasing our backlog to over 37 billion. There are positive trends in all our business areas, confirming the commercial solidity of the Group and the validity of the diversified offer of products, systems and solutions that meet the complex operational requirements of customers, guaranteeing interoperability and multi-domain capabilities.

Revenues showed a solid growth trend, which in 2022 was more than 4% thanks, in particular, to Helicopters and Electronics for Defence and Security.

EBITA showed a double-digit increase again driven by Defence and Security Electronics, in particular thanks to the European component, bringing the ROS above 8%. The positive trend of EBITA is even more marked, equal to around 14%, if we consider the inclusion of charges related to the COVID emergency as now recurring costs.

The net result, which grew significantly, benefited from the capital gain realized from the sale of some Leonardo DRS businesses.

An important part of the Group's financial performance was the improvement in cash generation. Cash flow (FOCF) grew by 158%, demonstrating the Group's ability to consolidate the efficiency path undertaken, structurally increasing cash generation.

The significant cash generation and the disposals of Leonardo DRS businesses have allowed the Group to continue along the path of reducing the Group's net debt, down by 3.4% compared to 2021, and at the same time to strengthen the core business through the purchase of 25.1% of the German Hensoldt and the consolidation of the Israeli RADA in the subsidiary Leonardo DRS.

Our investment in Hensoldt is a catalyst for forging a closer partnership that will further strengthen both our positions in the growing defence electronics market: it will enable us to create value for customers and partners through the pooling of strengths complementary products of the two companies, while preserving national technologies and capabilities. This investment reflects our vision of the importance of building closer cooperation in the European Aerospace and Defence industry and Leonardo's determination to play an active role in its long-term development.

The merger of RADA into Leonardo DRS, and the consequent listing of the company, represents a significant and strategic step forward, allowing the Group to achieve a unique positioning in the tactical radar segment, guaranteeing a stable domestic presence in the Israeli industrial context and supporting the development of Leonardo's international market.

All of this progress was underpinned by the strengthening of the Group's operating performance, the rationalization and efficiency of working capital, a careful investment policy and an efficient financial strategy.

In consideration of the performance and the confidence in our future growth path, we have again proposed the payment of a dividend of 0.14 euros per share.

The results achieved are even more significant in the light of a general and national economic framework characterized by inflationary pressures on energy and raw material costs: our results demonstrate the solidity of the Group's industrial strengths and the ability to react and adapt to complex challenges, as already demonstrated during the pandemic period.

In this context, we continued to pursue with determination our objectives in terms of improving our competitive positioning in international markets and the creation of long-term value.

There were also many actions that we implemented in the ESG area, supporting the Business Plan's priorities, with the aim of "protecting people and the planet, guaranteeing defence and security, with long-term

benefits in terms of development technology, innovation and progress". These were, in fact, some of the topics covered on the occasion of the first ESG Investor Day in which Leonardo presented significant results on decarbonisation, sustainable innovation, diversity and inclusion, attraction of talent and valorisation of people.

Scope 1 + 2 CO₂ emissions were further significantly reduced by 15% compared to 2021, in particular thanks to the commitment to replace SF₆ in the helicopter sector and to initiatives for greater energy efficiency.

We have further strengthened the decarbonization journey by announcing a commitment to the Science Based Target initiative, a path on which we will work together with our key suppliers and our customers to reduce emissions along our value chain.

We have made significant progress in terms of social impact starting from the hiring of around five thousand people, with an acceleration on the stabilization of employment contracts and a focus on young people under the age of 30 who, this year, represent 44% of new hires. We continued to support the training of our people, worked on reducing injuries and pushed for the promotion of an inclusive work environment: the presence of women in managerial positions has increased, today 18.6% of the total number of executives and middle managers, and the recruitment of women with a STEM degree, whose ratio to total recruitment with a STEM degree is now 22%.

We have continued to integrate ESG objectives into financial instruments and into the management remuneration plan, demonstrating a leadership that has once again been recognized worldwide by the main sustainability ratings, rankings and indices.

During 2022, we continued to work with the United Nations Global Compact, of which we have been members since 2018. Since last year, we have been on the Board of Directors of the Global Compact Network Italy Foundation, which allows us to actively contribute on sustainability discussions.

Today Leonardo is a leading international leader in the Aerospace Defence & Security sector, a solid and global Group, a leader in European collaboration programs, an industrial engine for the development of territories, synonymous with innovation and high technology, in line with the strategic objectives of Be-Tomorrow Leonardo 2030.

We have continued to deliver on all our promises and we continue to be confident in the path we have taken. With this, and the fundamental contribution of all 51,000 of our people, we are confident that we can face and gain from the great technological challenges in today's world and thus confirm the positive evolution of recent years.

REPORT ON OPERATION AT 31 DECEMBER 2022



PART 1 – GROUP PROFILE, STRATEGY AND RESULTS

GROUP PROFILE

- ✓ PROFILE
- ✓ BUSINESS MODEL

PROFILE

Leonardo is an industrial and technological leader in the Aerospace, Defence & Security sector, with a strong industrial footprint in Italy, the United Kingdom, the United States, Poland, Israel¹ and a widespread sales network at international level.



Revenues	New orders	EBITA	Backlog	R&D	Employees
€ 14.7 bil.	€ 17.3 bil.	€ 1.2 bil.	€ 37.5 bil.	€ 2.0 bil.	51,392

Leonardo operates in **150 countries** in the world offering **customised solutions** and innovative, value-added **after-sales support services** in order to be a trusted partner for its customers. It competes in the most important international markets by leveraging technology and product leadership in its business areas (Helicopters, Aircraft, Aerostructures, Electronics, Cyber Security and Space).

ESG Leadership 2022

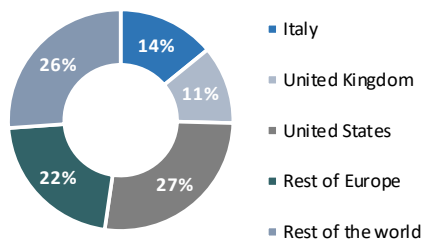
Sustainability Leader in the Dow Jones Sustainability Indices of S&P Global for 13 years, with the highest score in the Aerospace and Defence sector for the fourth year running ² .	Among the companies included in the MIB ESG INDEX of the Italian Stock Exchange (Euronext), the first Italian blue-chip index dedicated to the 40 companies with the best ESG performance ³ .	Confirmed among the leaders in the fight against climate change by CDP (no profit international organisation), among the best Aerospace & Defence companies.
Ranked in A band in the Defence Companies Index on Anti-Corruption and Corporate Transparency (DCI) of Transparency International .	Included in the Bloomberg Gender-Equality Index 2023 for the third year.	Assigned an A ESG rating by MSCI .

¹ Following the merger of Israeli RADA into Leonardo DRS.

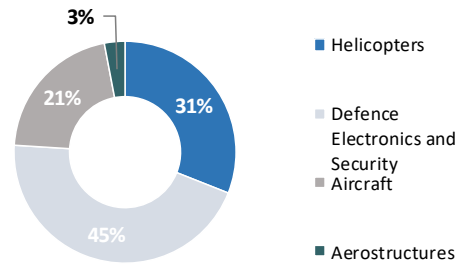
² Evaluation based on the data of the Corporate Sustainability Assessment (CSA), as of 16 December 2022.

³ Review dated December 2022.

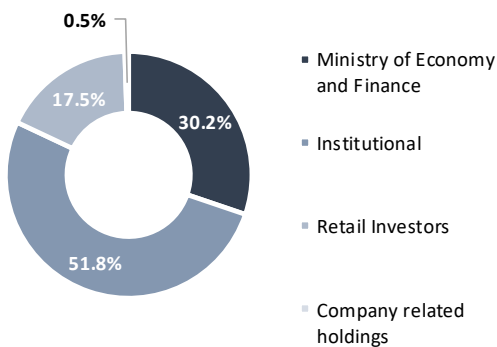
Revenues by geographic area



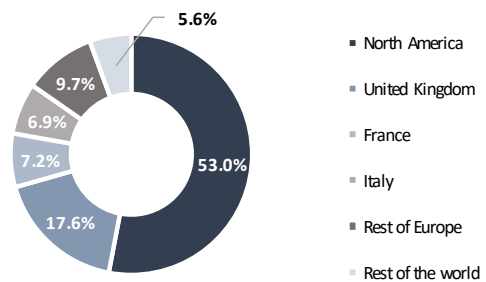
Revenues by sector



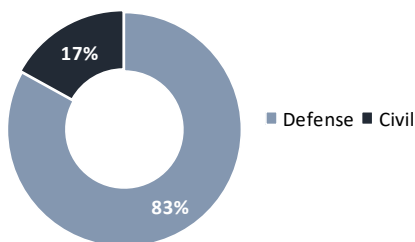
Shareholders



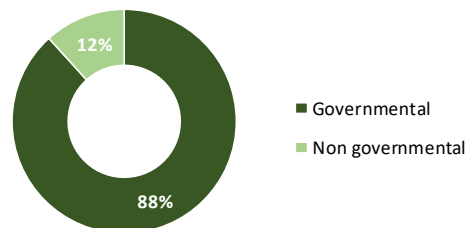
Institutional shareholders by geographical area



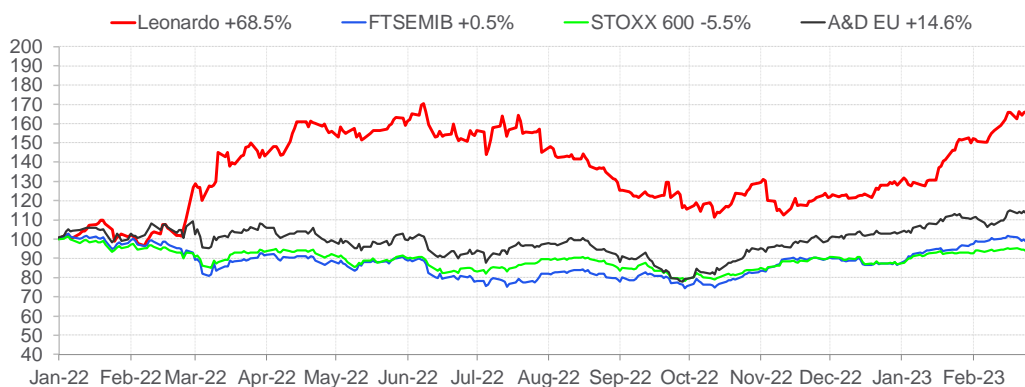
Defense / Civil turnover



Governmental / Non governmental turnover








Leonardo share price⁴



⁴ Performance of the Leonardo stock from January 2022 to 28 February 2023 compared to the European sector index Bloomberg EMEA Aerospace & Defense (BEUAERO, A&D EU) and to the main Italian and European stock market indices: the index of the 40 main securities of the Milan Stock Exchange (FTSE -MIB) and the index representative of the 600 largest stocks in Europe (STOXX Europe 600).

Business sectors

Leonardo is organised into five business Sectors⁵. It also operates through subsidiaries, such as Leonardo DRS (Defence Electronics), joint ventures and investees.

SECTORS	RESULTS 2022 (€mil.)		DIVISIONS MAIN LEGAL ENTITY	MAIN COUNTRIES
	ORDERS	BACKLOG		
Helicopters 	6,060	13,614	Helicopters Division <i>Leonardo SpA</i>	Italy United Kingdom Poland United States Switzerland
	4,547	415	<i>Leonardo UK Ltd</i> <i>PZL-Swidnik SA</i> <i>AgustaWestland Philadelphia</i> <i>Kopter Group AG</i>	
Electronics Defence & Security 	8,558	15,160	Electronics Division <i>Leonardo SpA</i>	Italy United Kingdom United States Germany Israel Canada France
	7,212	805	<i>Leonardo UK Ltd</i> <i>Leonardo DRS</i> Cyber Security Division <i>Leonardo SpA</i> <i>Leonardo UK Ltd</i> <i>MBDA (25%*)</i> <i>Elctronica SpA (31.33%)</i> <i>Hensoldt AG (25.1%)⁶</i>	
Aircraft 	2,800	8,554	Aircraft Division <i>Leonardo SpA</i>	Italy France
	3,085	415	GIE ATR (50%*)	
Aerostructures 	420	1,075	Aerostructures Division	Italy
	475	(183)	<i>Leonardo SpA</i>	
Space 	31		Telespazio (67%*) Thales Alenia Space (33%*) Avio SpA (29.63%)	Italy France

(*) Joint Venture.

Other main subsidiaries and investee: Leonardo Global Solutions SpA, NHIndustries SAS., Orizzonte Sistemi Navali SpA.

⁵ The sectors are five following the split between Aircraft and Aerostructures, while the Space sector is consolidated under the equity method and does not contribute to the Group revenues.

⁶ The transaction was finalised in January 2022.

BUSINESS MODEL

Research & Development

Innovation, technology and sustainability are the factors underlying Leonardo's strategy which are integrated with each other and on which its competitiveness and future growth are founded. In line with the "Be Tomorrow-Leonardo 2030" strategic plan, the company's objective is to become a driver of innovation, through the creation of an ecosystem centred on the research for product development and on technological research.

€bil. 2.0 in R&D and product engineering

Collaborations with 90 universities and research centres in the world

Solutions and customer support

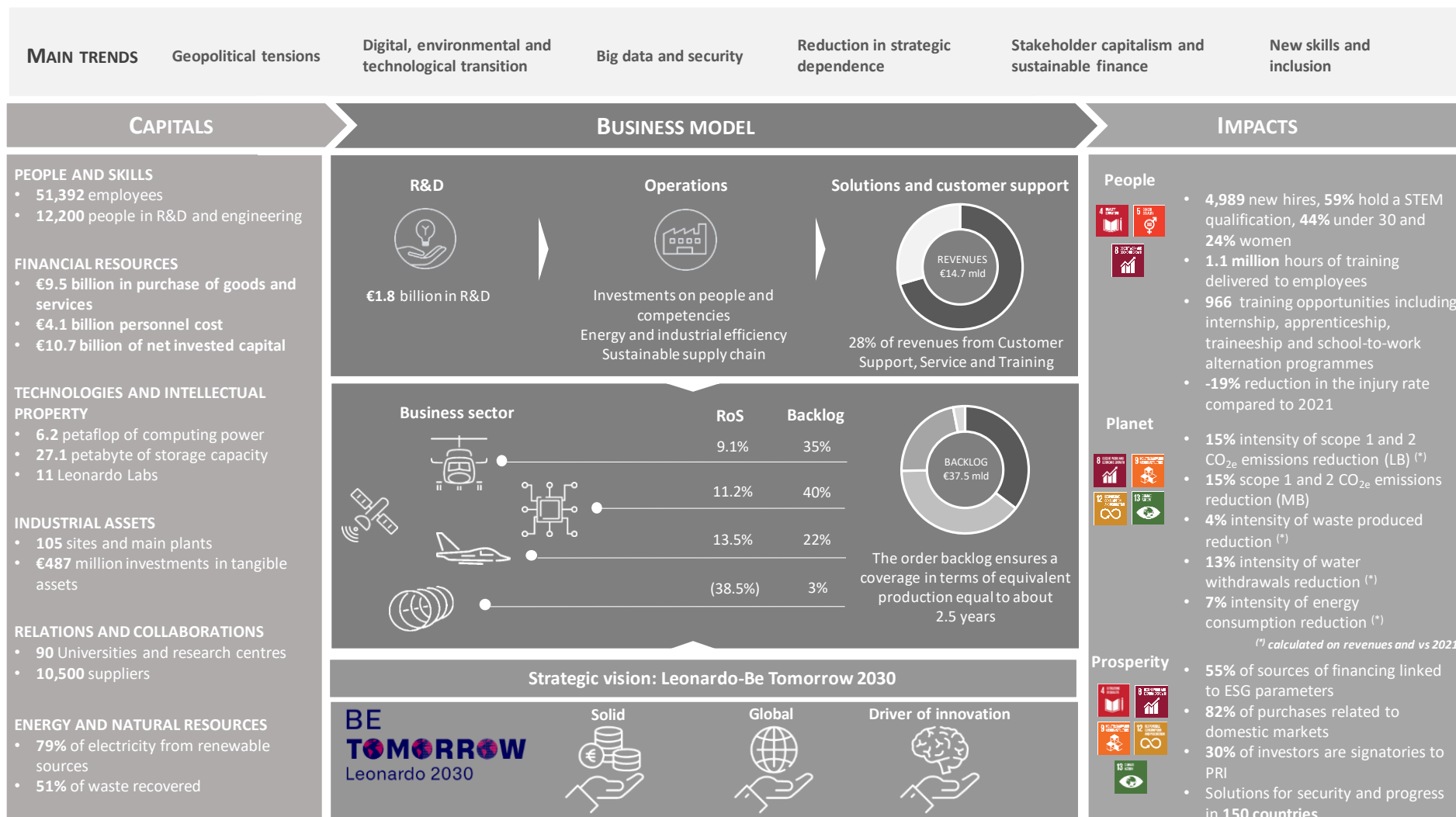
Leonardo business model aims at partnerships with customers offering customised products and solutions, as well as value-added and innovative post-sale support services: from the offer of integrated services to the ongoing update of hardware and software, whereby it ensures its customers a long-lasting performance, to training programs necessary to keep a direct contact with end-users and feed long-term strategic relationships. The business model is based on the capital that the company is committed to enhancing - people and skills, technologies and intellectual property, financial resources, industrial assets, relations and partnerships, energy and natural resources - to create long-term value.

About 48,000 training hours through flight simulators

More than 13,000 pilots and operators of helicopters and aircraft trained

1st in the ProPilot's ranking for quality of after-sales support and in the Product Support Survey's ranking of AIN (Aviation International News)

Data 2022



2022 data

STRATEGY AND OUTLOOK

- ✓ TREND AND VISION TO 2030
- ✓ MATERIALITY ANALYSIS
- ✓ “BE TOMORROW – LEONARDO 2030” STRATEGIC PLAN
- ✓ SUSTAINABILITY PLAN
- ✓ 2023 GUIDANCE

TREND AND VISION TO 2030

The markets in which Leonardo operates, both nationally and internationally, are characterised by highly complex ongoing transformation processes and an ever-increasing level of competition, which is exacerbated by the entry of new players coming from countries that did not traditionally have an AD&S industry, but which are now growing, even in emerging technology segments, beginning to cover domestic demand and sometimes even entering the international market with increasing success: among these we can mention South Korea, Turkey, Iran and Brazil.

In addition, there are players from adjacent civil and commercial sectors with established expertise in innovative technologies, such as Artificial Intelligence (AI) and Quantum Computing, which are capable of affecting the traditional power relations and dynamics of the AD&S industry with effects on competitive pressure and, consequently, on prices and margins.

The continuing health crisis linked to the Covid-19 pandemic was added to by an international political and economic scene in 2022, which is not only evolving on an ongoing basis, but even further deteriorating, including as a result of the Russian-Ukrainian conflict.

This new scenario is highlighted by the neologism "permacrisis", declared "word of the year 2022"⁷, meaning an "extended period of instability and insecurity", which was particularly characterised in the past year by the Russian-Ukrainian conflict, as well as by a significant increase in political and economic tensions in the Indo-Pacific region and the return of high inflation rates after a 40-year absence in the world's major economies and the exacerbation of the climate crisis. This situation confirms the profound and lasting change in the pre-existing balances, which started in 2020, leading to an epochal paradigm shift at a technological, cultural, social and economic level, the effects of which will still continue for a long time.

In this scenario, Leonardo pursues its objectives concerning the improvement in the competitive positioning on international markets, and the creation of long-term value through responsible business conduct, the ongoing monitoring and an effective management of risks and opportunities, the protection of business continuity, a growing integration of sustainability into its business and listening to and collaborating with stakeholders.

The processes and technological solutions developed by the Group are marked by a sustainable and inclusive development, in support of double transition, both digital and ecological, with the aim of safeguarding citizens, companies, institutions, territories and strategic infrastructures, which are increasingly exposed to the fragility of systems. However, the same solutions take on additional significance in the context of the political crises mentioned above, as they are dedicated to contributing significantly to the security and sustainability of the citizens and institutions in the states to which they are provided.

The main trends and Leonardo's position, which is dealt with in detail in the reference paragraphs, are reported below.

⁷ The Collins Word of the Year 2022 - <https://www.collinsdictionary.com/woty>.

Main trends

Leonardo's position

Geopolitical tensions – The invasion of Ukraine by the Russian Federation was a disruptive event, with both short- and long-term effects. The most direct consequences are an increased focus on security and defence issues in the political debate and sharp growth compared to the past in the defence budgets of major countries (primarily NATO-European countries).

- > In 2021 the world military spending reached USDbil. 2,090, up by 7% compared to 2020⁸.
- > In 2021 there were: at least 46 active armed conflicts (1 less compared to the previous year) and 63 multilateral peace operations (1 more compared to the previous year)⁹.
- > In 2022 the areas of friction in the immediate vicinity of Europe – in addition to the return of high-intensity war in Europe with the Russian-Ukrainian war - were primarily related to regional crises in the Enlarged Mediterranean area, namely Libya, Syria, Iran and Yemen, with new sparks in Nagorno-Karabakh. The Indo-Pacific region became the scenario of greatest attention by the U.S. and other Allies in the region.

[Segment results and outlook](#)

[Respect for human rights](#)

[Customer intimacy, quality and safety](#)

Big data and security – The scenario has been characterised by a renewed focus on the management of borders, citizen and traveller information, clinical and health data and information dissemination, especially through social channels: the main social networks have proposed and implemented technological and organisational evolutions. Security and big data technologies will be increasingly important to manage risks, flows and sensitive information and this area is precisely the object of various projects in Europe with regard to the industrial sector and B2B: among these, for example, the Data Act and European Alliance for Industrial Data, Edge and Cloud, Gaia-X and Catena-X.

- > It is estimated that more than 25 billion Internet of Things (IoT) devices, of which about 15 billion connected¹⁰, were active in 2022, with a market value of more than USDbil. 1,000, of which about 75% was of consumer-type¹¹.
- > In 2022, the IoT security market value was estimated at about USDbil. 3.5¹², confirming the need to increase the security of new data generation and processing technologies.

[Leonardo for the Recovery and Resilience Plan \(NRRP\)](#)

[Technological innovation](#)

[Cybersecurity and data protection](#)

Digital and environmental transition – The economic recovery is driven by digital and environmental transitions, accelerated by urgency and extraordinary programmes (such as the European Recovery and Resilience Facility, which translates in Italy into the National Recovery and Resilience Plan - NRRP), with the aim of being the engine of a new technological development. The European quest for technological sovereignty to be understood as an effective and equitable collaboration with allied industries and countries, for supply chain security and optimisation of investments in disruptive technology, may entail positive implications for the AD&S sector, and more so in the defence sector. Even before the Ukraine crisis, the issue was in fact at the centre of the

[Leonardo for the Recovery and Resilience Plan \(NRRP\)](#)

[Be tomorrow – Leonardo 2030 Strategic Plan](#)

[Sustainability Plan](#)

[Decarbonisation path](#)

⁸ Source: Jane's Defence Budgets worldwide.

⁹ Source: Sipri.

¹⁰ Source: Gartner, Statista, IoT analytics.

¹¹ Source: SdxCentral, PwC.

¹² Source: Gartner data processing.

debate in the AD&S industry to support the renewed strategic ambition of Europe and its member states, including at international level.

[Technological innovation](#)

- > To achieve Net Zero Transition, investments of USDbil. 275,000 will be required globally over the period from 2021 to 2050, equal to an average of USDbil. 9,200 per year¹³.
- > Air transport is essential for economic and social development, ensuring global connections. With the Destination 2050 initiative, the five major European aviation associations committed to achieve “net zero CO₂ emissions” in the European civil aviation sector within 2050¹⁴; a similar commitment was undertaken first by the International Air Transport Association (IATA) and then by the International Civil Aviation Organization (ICAO) in October 2022, thus aligning the goals of industry and national governments.
- > The European Union has for the first time launched projects and allocated funds to incentivise joint procurement of defence solutions and equipment, thus accelerating the technology transition in the sector, although it has not yet increased its investment.

Reducing strategic dependencies – The Ukrainian crisis has led, among indirect effects, to shocks with regard to the procurement of energy resources and various raw materials for the precision engineering industry, bringing out the importance of the concept of strategic independence, which had already emerged during the pandemic crisis with the disruption of global supply chains. Technologies that, along with process innovation, have continued to be the drivers of institutional, business and individual resilience, are also being characterized as one of the tools of geopolitics, offering new strategic significance to investments in frontier technology and a key role for companies in hi-tech sectors.

- > In the automotive market, lower demand for high-volume (about 3,000 chips per vehicle), low-value-added automotive components has resulted in manufacturers losing priority to the growing demand for chips for higher value-added solutions (smartphones and computers)¹⁵. In 2022, the importance of establishing a footprint in the business segment of semiconductor supply chain was further reaffirmed by the investment plans of the European Union (Chips Act) and the U.S. (Chips & Science Act) and, even more so, by the export control project put in place by the U.S. to limit Chinese access to the most advanced semiconductors.
- > The prolonged closure of Chinese plants hit by the pandemic has resulted in a reduction in supply, the effects of which have been much more pronounced considering the lack of corresponding reduction in Western demand¹⁶. These impacts, in the upstream of the value chain distribution, were in addition to those resulting from congestion at ports as early as from 2021, caused by increased shipments and labour shortages.

[Supply chain value](#)

[Business continuity](#)

Stakeholder capitalism, integrated sustainability and sustainable finance - There is an unprecedented awareness of and commitment to sustainability issues, with respect to which companies and financial institutions are being called upon to direct their strategies. The growing integration of ESG factors into business strategies and processes also involves the AD&S sector, which must be recognised as a key sector for sustainability from an environmental and social perspective.

[Sustainability plan](#)

[Financial planning and investment management](#)

[Profile \(Shareholders composition\)](#)

- > The recently approved or pending European legislation (i.e., Corporate Sustainability Reporting Directive, Corporate Sustainability Due Diligence Directive) leads entities

¹³ Source: “The net-zero transition. What it would cost, what it could bring” – McKinsey.

¹⁴ Source: Destination 2050 website.

¹⁵ Source: IHS markit, New York Times

¹⁶ Source: The Economist, New York Times

towards full integration of sustainability into strategy and management decisions on the part of European companies.

- > Following the European Council's conclusions published in March 2022 on the need to facilitate access to private financing for the defence sector, the European Defence Agency (EDA) launched a study aimed at analysing the business in the defence sector in relation to ESG criteria and the objectives set out in the relevant frameworks, measuring their contribution.
- > As of 2022, the investors that are signatories of the Principles of Responsible Investment supported by the United Nations were more than 4,900, and managed assets under management for more than USDbil. 121,000 according to the ESG criteria¹⁷.

[Information on EU Taxonomy for sustainable activities](#)

New skills and inclusion – The implementation and management of ecological and digital transition requires widespread development of new skills, scientific and digital above all, on which the competitiveness of businesses depends. The reskilling of workforce and the promotion of gender equality are among the main levers on which to act in the A&D sector.

- > In Europe and the United States, demand for physical and manual skills in repeatable tasks is expected to decline by 30% over the next decade, according to McKinsey, while demand for technological skills such as programming is expected to grow by more than 50%.
- > By 2025, some 85 million jobs could be lost due to the emerging division of labour between humans, machines and algorithms, according to a World Economic Forum report released in 2020¹⁸.
- > In the next three years, about 3.5 million jobs related to cyber security will remain unfilled globally¹⁹, while companies and Public Authorities will need about 100 thousand new cyber security experts in Italy²⁰.

[Sustainability plan](#)

[Inclusion and employment protection](#)

[Enhancement of people and skills](#)

[Technological innovation](#)

[Value for territories and communities](#)

¹⁷ Source: PRI website.

¹⁸ Source: Strategic Intelligence World Economic Forum.

¹⁹ Source: cybersecurity360.





²⁰ Source: National Cybersecurity Agency.

MATERIALITY ANALYSIS

The strength of a business model leverages stakeholder engagement, dialogue and listening, which is an element that Leonardo places at the center of its vision. With this in mind, Leonardo conducts annually the materiality analysis, which is a process aimed at integrating the perspective of internal and external stakeholders into the Group's strategy. The process makes it possible to identify risks and opportunities associated with the organization's impacts on the economy, the planet and people and the company's ability to create value in the short, medium and long term.

The material topics that emerge from the process are a key element to guiding the definition of corporate strategy, as well as the assessment of risks and opportunities related to each topic. In line with the requirements of the GRI standards, the list of material topics - defined on the basis of the impacts of the Group and its value chain - emerges from an in-depth analysis based on an approach that integrates a data-driven methodology with extensive consultation with external stakeholders and top management.

List of material topics

PILLAR	TOPICS
 Governance	Responsible and ethical business conduct ²¹
	Business continuity ²²
	Sound Corporate Governance
 People	Working conditions, health and safety
	Skill management and talent attraction
	Active support in developing skills in the STEM area
	Diversity and inclusion
 Planet	Environmental impact of the use of materials
	Natural resources management and conservation of ecosystems
	Climate change, adaptation/mitigation
	Development of Earth observation technologies
 Prosperity	Citizen security
	Solutions' quality, security and performance
	Cyber security and data protection ²³
	R&D, innovation and advanced technology ²⁴
	Sustainable supply chain
	Customer relations
	Digital transformation ²⁵

²¹ This topic is also covered in the pillar [People](#).

²² This topic is also covered in the pillar [People](#).

²³ This topic is also covered in the pillar [Governance](#).

²⁴ This topic is also covered in the pillar [Planet](#).

²⁵ This topic is also covered in the pillar [People](#) and [Planet](#).

In 2022, Leonardo strengthened the materiality analysis by intensifying and deepening the dialogue with its stakeholders. With the support of a group of experts and the involvement of key stakeholders, Leonardo has made its materiality analysis process more robust, including in view of a profoundly evolving regulatory environment and reporting standards. With respect to the process of previous years, which focused on the dimension of "materiality" and comparing the internal and external perspective, the methodology adopted for the 2022 materiality analysis is based on the "impact" perspective of the Group and its value chain, in accordance with the GRI Universal Standards 2021.

After an in-depth preliminary analysis and the organisation of two focus groups with key Leonardo stakeholders, one in Italy and one in the United Kingdom, the positive and negative impacts, both potential and current, were identified, which are generated by the Group along the entire value chain. These were then prioritised through stakeholder and top management consultation, which was subsequently added to by extensive data-driven document analysis.




The process led to the definition of material topics. In particular, the most significant impacts and, consequently, the related material topics are aligned with Leonardo's core business, reflecting the current security scenario, the technology and innovation sphere, elements related to working conditions and business integrity. In addition, any issue concerning climate change mitigation and adaptation remains a key matter, as emerging from the stakeholder consultation. The results of the analysis will support and help guide the identification of strategic objectives, the definition of the Sustainability Plan and reporting.

During the 2022 materiality process, a preliminary reflection on dual materiality was also initiated with the stakeholders involved. The evidence that emerged will direct the integration of future regulatory requirements, especially at the European level with the Corporate Sustainability Reporting Directive, within the scope of Leonardo's processes.

BE TOMORROW – LEONARDO 2030 STRATEGIC PLAN

In 2020 Leonardo launched the “Be Tomorrow – Leonardo 2030” Plan, a renewed strategic vision projected over the next years, even to adapt periodically and with the necessary flexibility to the changing relevant context, leveraging its technology skills, as well as its human and intellectual capital.

“Be Tomorrow – Leonardo 2030” identifies the Group’s strategic guidelines, with the aim of making the company even more solid, global and a driver of innovation.

	 Solid	 Global	 Driver of innovation
Strategic guidelines	Investment grade	World leading company in Helicopters and in Simulation and Training solutions	Fully digitalised in all processes, production and offering
	Profitable	Number one in Europe in Defence Electronics	Engine of an innovative eco-system on cross-sector technology
	Solid cash conversion capacity	Key player in international cooperation programmes in Aeronautics	Leading benchmark in green innovation in the AD&S sector
		European key player in Unmanned systems and solutions in all domains	
		Partner to Security Institutions	
		National leading partner for infrastructure and land monitoring (Global Monitoring)	
		National partner for the implementation of the NRRP	

This ambitious objective is based on three main lines of sustainable growth:

Strengthen Our Core - Further strengthen our core business and operations, including through a more focused and homogeneous portfolio of activities:

- > increasing the critical mass in strategic areas, in particular Helicopters, Electronics, Cyber security and Unmanned vehicles, to strengthen its organisation and gain leadership positions at international level;
- > strengthening its footprint in global markets;
- > evolving its business approach from being a supplier of products to becoming a global partner.

Transform to Grow – Transform processes to make the organisation more modern and flexible and seize new opportunities:

- > diversifying the business portfolio, enhancing cross-sector and distinctive competencies - Digitisation, Command and Control, Connectivity, Cyber Security;
- > meeting the needs of our customers more and more efficiently, with innovative service-based offer models (X-as-a-Service), measuring customer satisfaction on an ongoing basis and excellence in Simulation & Training solutions and systems;

- > investing in people and skills to be able to support business ambitions.




Master the New – Create new technologies and new high-tech markets to lead innovation:

- > through Leonardo Labs, technology incubators for the development of innovative competencies across all the Group's business;
- > increasing the share of investments in research activities;
- > focusing on Intelligent Autonomous Systems to achieve leadership in all domains.






































On this basis, Leonardo, as a leading industrial and technological company, intends to act as a driver for development to give its contribution to **global safety and progress**:

- > by contributing to digital independence and autonomy in a pan-European view;
- > by supporting technological sovereignty as a vital condition for the growth of the Company and of the countries in which it operates;
- > by promoting a new approach to sustainability, integrated across the business, which is outlined in the Sustainability Plan, in terms of technological and process innovation, inspired by the SDGs of the United Nations 2030 Agenda and the guidelines of the European Green Deal;
- > by developing new capabilities, both in civil and military sectors, in order to respond to the challenges posed by the complexity of the digital era: interdependence, interrelationship and speed of evolution.

With these aims in mind, Leonardo has concentrated its attention on the implementation of the Strategic Plan in the last two years, driven by the principle of selectivity and focus, thus allowing results to be achieved in line with or above pre-pandemic levels and key strategic projects to be successfully put in place.

	 Strengthen Our Core	 Transform to Grow	 Master the New
Key strategic projects 2020-2022	✓ Partner of the Global Combat Air Programme (GCAP)	✓ Launch of the LEAP programme for supply chain development	✓ Creation of Leonardo Labs
	✓ Acquisition of 30% of GEM	✓ Creation of Integrated Flight Training School (IFTS)	✓ Leadership in ESG ratings and indexes
	✓ Acquisition and merger of Kopter	✓ Relaunch plan for Aerostructures	✓ Sustainability operational model adopted by the Group
	✓ Acquisition of 70% of Alea	✓ Industrial reorganisation of Electronics Division	✓ Commitment to the Science-Based Target project
	✓ Acquisition of 25% of Hensoldt	✓ Launch of the X-2030 platform	✓ Participation in the Skydweller programme
	✓ Completion of the merger of RADA into Leonardo DRS and of its automatic listing	✓ Creation of the National Competence Hub for Digitalisation	✓ Operation of davinci-1 supercomputer
		✓ Proposal for a new offer for Global Monitoring	✓ Launch of the Cyber & Security Academy
			✓ Launch of the Business Innovation Factory
			✓ Setting out a holistic strategy in the Unmanned systems segment

OBJECTIVES AND SUSTAINABILITY PLAN

PILLAR	OBJECTIVES	PROGRESS	TARGET YEAR	SDG/Material topics
 Governance	Extending Trade Compliance Directive to the Group		2022	 Sound corporate governance Responsible and ethical business conduct
	Expanding the business compliance training to other types of third parties (distributors/resellers), making it a mandatory prerequisite for the completion of the engagement		2022	
	Renewal/maintenance of the ISO 37001:2016 “Anti-Bribery Management System” certification		2023	
 People	More than 100 training hours per employee in the period 2018-2022		2022	   Diversity and inclusion Skills management and talent attraction Active support for the development of STEM skills
	Under 30 equal to at least 40% of total new hires		2022	
	Women equal to at least 32% of total new hires ^I		2022	
			2025	
	Women equal to 30% of total new hires in STEM areas		2025	
	20% female representation at management levels		2025	
	Women equal to 20% of total employees		2025	
 Planet	10% reduction in consumption of electricity withdrawn from external grid ^{II}		2025	    Fighting climate change, adaptation and mitigation, Environmental impact of materials use
	50% reduction in Scope 1 + Scope 2 emissions (market based) ^{III}		2030	
	25% reduction in water withdrawals ^{IV}		2030	
	15% reduction in the amount of waste produced ^{IV}		2030	
 Prosperity	Managing more than 75% of the value of orders placed by Leonardo Divisions with digital collaboration platforms ^V		2022	     Sustainable supply chain R&D, innovation and advanced technology Cyber security and data protection Digital transformation
	Implementing supply chain development programmes and medium/long-term partnerships, focused on SMEs, to improve business sustainability		2023	
	Raising awareness of/delivering training on SDGs and supporting tools for reporting to more than 80% of key suppliers (over 500 suppliers)		2023	
	100% of LEAP partners with set targets and plans on green energy, CO ₂ emission reduction, waste recycling, water consumption		2023	
	Increasing computing power by 40% per capita ^{VI}		2025	
	Increasing storage capacity by 40% per capita ^{VI}		2025	

^I The 2022 target is calculated excluding blue collar workers; the 2025 target is calculated on total recruitment.

^{II} Calculated in relation to revenues. 2019 year baseline.

^{III} Reduction in absolute value. 2020 year baseline.

^{IV} Reduction in absolute value. 2019 year baseline.

^V Includes recurring suppliers. Leonardo DRS is not included in the scope.

^{VI} Calculated as the number of flops (Floating Point Operations Per Second) and bytes in relation to employees in Italy. 2020 year baseline.



Objective achieved



On track



Objective not achieved



Objective updated

The economic, geopolitical and pandemic changes taking place globally have made the transition process to sustainability necessary and no longer postponable: companies have a key role, alongside institutions and civil society, in preserving the future and security of the planet and its inhabitants. The pursuit of the Sustainable Development Goals (SDGs) of the United Nations 2030 Agenda and the integration of environmental, social and governance (ESG) dimensions into business are principles that guide the actions Leonardo has outlined to pursue sustainable success, a key element of the “Be Tomorrow - Leonardo 2030” Strategic Plan.

In this sense, the sustainability goals defined by Leonardo underpin long-term growth and demonstrate the Company's commitment to its stakeholders with regard to ESG issues. In 2022, Leonardo gave further impetus to its sustainability strategy, committing itself, as part of the Science Based Target initiative, to define an ambitious target to reduce direct and indirect CO₂ emissions, in line with the targets set in the Paris agreement. Further acceleration was given with regard to water consumption and waste production, for which the reduction targets were updated to absolute and no longer intensity targets. This change is a key step in the strategy of decoupling industrial growth from environmental impact.

The Leonardo sustainable goals cover People, Planet, Prosperity and Governance dimensions with specific monitoring targets and related KPIs for each area.

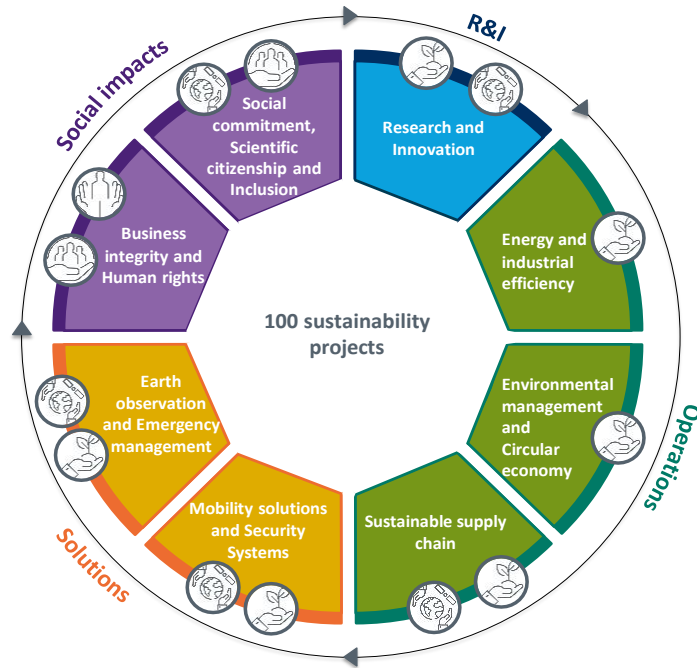
The Sustainability Plan

The Sustainability Plan translates the Group's sustainability vision and objectives into projects and initiatives that can be measured in the short, medium and long-term, through a structured model guided by a data-driven approach. The Plan, focusing on the entire value chain, - from research and development to operations, from customer support solutions to social impacts - is divided into 8 clusters, each of which includes specific projects, measured by KPIs acting on the ESG pillars.

The Plan has a three-year duration and, in line with Leonardo's sustainability operating model, is subject to an annual review and update process to better target the strategy and initiatives. During 2022, the Plan was further strengthened, in line with the guidelines provided in the 2021 materiality analysis, through initiatives that respond to stakeholder demands, with the aim of translating sustainability into competitive advantage and mitigating risks.

The 2022 Plan includes a total of 100 projects distributed on the eight clusters and classified in two main types: the “tactical” ones, which look at short- to medium-term benefits and contribute to the achievement of the Group's Sustainability Goals (48 projects), and the “transformative” ones, which will produce medium- to long-term impacts (52 projects), intervening, in particular, on the sustainability of the products and services provided by the Group. The Plan's performance is measured, mainly within the context of tactical projects, through specific ESG KPIs that are monitored also in order to achieve Sustainability Goals. The robustness, consistency and coherence of ESG data are ensured by a bottom-up collection and verification process. Both progress data on single projects and economic data are collected and analysed to verify the performance of the activity and to direct actions and resources towards the achievement of the objectives communicated to stakeholders.

The Sustainability Plan
clusters, value chain and pillars ⁽¹⁾



⁽¹⁾ The association between clusters and pillars is made according to impact and prevalence criteria

Pillar **Main guidelines of the Sustainability Plan**





	<p>Business integrity</p> <ul style="list-style-type: none"> › Improve control and governance of commercial transactions. › Strengthen the evaluation and monitoring of human right issues.
Governance	
	<p>Diversity and inclusion, training and STEM</p> <ul style="list-style-type: none"> › Promote gender equality. › Spread sustainability culture. › Strengthen STEM programmes.
People	
	<p>Decarbonisation</p> <ul style="list-style-type: none"> › Identify and implement emission reduction initiatives along the value chain. › Improve energy efficiency initiatives.
Planet	
	<p>Reducing environmental impact and improving circularity</p> <ul style="list-style-type: none"> › Reduce, reuse, recycle waste; encourage plasticless and paperless projects. › Reduce water withdrawals and improve water efficiency. › Improve circularity.
Planet	
	<p>Sustainable supply chain</p> <ul style="list-style-type: none"> › Promote the sustainable development of the supply chain. › Strengthen the digitisation of purchases. › Define measures to prevent ESG risks in the supply chain.
Prosperity	
	<p>Sustainability solutions</p> <ul style="list-style-type: none"> › Develop solutions for the protection of people and territories (e.g. for agriculture, forestry and environmental protection). › Develop low-emission solutions for the transport sector. › Develop solutions for Industry 4.0.
Prosperity	

Impact on SDGs

Core	Altri

The Plan focuses on six core SDGs: development of competencies (SDG 4), creation of decent work and growth of partners (SDG 8), support to innovation and digital transformation (SDG 9), development of solutions for the security of people, infrastructures and territories (SDG 11) and climate action (SDG 13), adding sustainable production models (SDG 12) to its business activity. The Plan also has significant impact on additional SDGs: the reduction of food waste (SDG 2), the development of solutions to combat health emergencies and promote well-being initiatives for people (SDG 3), the promotion of a culture that fosters gender equality (SDG 5), water resource optimization (SDG 6), energy efficiency and the higher use of renewable sources (SDG7), the mitigation of environmental impact on the seas and in support of biodiversity (SDGs 14, 15), the continuous strengthening of the responsible business model and the protection of human rights (SDG 16).

The following is a summary of the progress of the Sustainability Plan, on each of the pillars.

Pillar	Progress of the Plan
 <p>Governance</p>	<p>The Governance and People pillars are associated with initiatives aimed at strengthening business integrity and respect for human rights and those related to social engagement, promoting scientific citizenship and inclusion, encapsulated in the following clusters:</p> <ul style="list-style-type: none"> > business integrity and human rights – It Includes some of the initiatives that underpin the responsible business model. Among them are trade compliance guidelines that have been integrated with the Human Rights Impact Assessment tool, which aims to assess the main risk factors of human rights violations in Sensitive Countries and along the value chain.
 <p>People</p>	<ul style="list-style-type: none"> > Social Engagement, scientific citizenship and inclusion – It encapsulates initiatives to spread a culture of sustainability, stimulate engagement, promote STEM disciplines, and foster diversity and inclusion. Among major projects in 2022 are the provision of a sustainability course for all employees, the development of succession plans, which would be also aimed at strengthening gender equality, and initiatives for schools, such as the Role model project, STEM Lab, and the Young Cybersecurity Academy. In addition, the Group's social commitment is also strengthened through technology transfer of company know-how. Emblematic in this context is the project with the start-up Avanchair, which aims to provide people with disabilities and caregivers with support that can improve everyday life.
 <p>Planet</p>	<p>The Planet pillar is impacted by the Sustainability Plan's projects ranging from research and development to operations, through sustainable supply chain and solutions, grouped according to the following clusters:</p> <ul style="list-style-type: none"> > Research and development – It includes most of the Plan's transformation initiatives linked to long-term goals, such as reducing the environmental impact of operations through technological innovations, the use of new materials, and the development of new technology aimed at reducing the Group's carbon footprint. These include projects in line with the commitment to SBTi, such as the Next Generation Tiltrotor, virtual training technologies, the use of Sustainable Aviation Fuels, and the development of new thermoplastic materials. > Energy and Industrial Efficiency – It encompasses all tactical projects aimed at streamlining operations, improving industrial performance, decarbonising production activities, and reducing energy consumption. During 2022, Leonardo achieved notable results, reducing CO2 emissions in a significant manner, thanks to the contribution given by initiatives such as the LED full potential programme, the replacement of gas SF₆ in the helicopter production cycle, and energy efficiency measures. > Environmental management and circular economy – It contains tactical initiatives aimed at minimising environmental impacts and fostering the transition to a circular economy model. Among the major projects in 2022 are recycling of carbon fiber composite materials and of WEEE (Waste from Electrical and Electronic Equipment), as well as initiatives aimed at decreasing water withdrawals and waste, and reducing the use of plastics.
 <p>Prosperity</p>	<p>Notwithstanding the significant interconnections with the Planet pillar, the Prosperity pillar is impacted by initiatives that mainly concern the sustainable supply chain and the services and solutions made available by the Group that enable sustainability, mainly belonging to the following clusters:</p> <ul style="list-style-type: none"> > Sustainable Supply Chain – It encapsulates the Plan's projects involving Leonardo's suppliers - mostly SMEs - in initiatives focused on digital transformation, cyber security, and social and environmental responsibility. During 2022, for example, specific training initiatives were conducted to improve suppliers' awareness of ESG issues and related sustainability performance, even with a view to decarbonisation. > Earth observation and Emergency management – It contains projects that can monitor the condition of the planet and improve the lives of citizens. These include satellite monitoring for precision agriculture and that of infrastructure, Space Situational Awareness, monitoring for climate change, and the development of digital platforms for coordinating interventions in emergency and disaster situations. > Mobility solutions and Safety systems – It includes cutting-edge technologies to enable sustainable and safe mobility. These include smart mobility solutions, which, through the use of technology such as 5G and Machine Learning algorithms, enable improved efficiency in public transport, or digital platforms for improving efficiency and safety of company operations (EMODS).

GUIDANCE 2023

The expected 2023 performance confirms the sustainable growth path accompanied by increasing profitability and cash flow generation, notwithstanding a context characterized by higher macroeconomic and geopolitical uncertainties.

The actions promptly implemented by the Group allow the mitigation of effects generated by inflationary pressures due to the Russia-Ukraine conflict.

Based on the current assessment of the effects deriving from the geopolitical situation on supply chain, inflation and global economy, and assuming no additional major deterioration, Leonardo expects to deliver in 2023:

- High level of New Order Intake of ca. 17 € billion, confirming a strong positioning of the Group's products and solutions and presence in key markets
- Revenues of € 15.0 – 15.6 billion, up compared to 2022, thanks to the contribution of new orders and the development of portfolio activities on defence/governmental programmes
- increasing profitability, with EBITA of € 1,260 – 1,310 million, driven by growth in volumes and continued solid industrial profitability of the main business areas, despite the mix effect of programmes still under development and relevant shares of prime contractor revenues; the estimate still reflects some pressure in the civil Aeronautics, mainly Aerostructures, despite a gradual improvement year over year
- FOCF of ca. € 600 million, with the defence/governmental business guaranteeing solid cash generation, while Aerostructures continues to absorb cash although slightly less than 2022
- Group Net Debt of ca. € 2.6 billion, driven by cash flow generation and assuming dividend payment of €0.14 per share and new leases for ca € 100 mln

	FY 2022	FY2023 Guidance ⁽¹⁾
New Orders (€bn)	17.3	ca. 17
Revenues (€bn)	14.7	15.0 – 15.6
EBITA (€mln.)	1.218	1.260 - 1.310
FOCF (€mln.)	539	ca. 600
Group Net debt (€bn.)	3.0	ca. 2.6 ⁽²⁾

2023 exchange rate assumptions: € / USD = 1.10 and € / GBP = 0.87

1) Based on the current assessment of the effects deriving from the geopolitical situation on the supply chain and the global economy and assuming no additional major deterioration

2) Assuming dividend payment and new leases for ca 100 mln

GROUP RESULTS AND FINANCIAL POSITION

- ✓ **2022 PERFORMANCE AND FINANCIAL RESULTS**
- ✓ **ESG PERFORMANCE INDICATORS**

2022 PERFORMANCE AND FINANCIAL RESULTS

The performance and financial results for 2022 confirm the path to growth and increase in the profitability and cash flows that the Group has been embarked on since 2018.

New Orders showed sharp growth, coming to over €bil. 17, up by more than 20% compared to 2021 and consolidating the portfolio at over €bil. 37. This positive performance was recorded in all business areas to a various extent, confirming the Group's commercial strength and the effectiveness of its diversified and multi-domain offering of products, systems and solutions that meet the complex operational requirements imposed by its Customers.

Revenues show an increase of more than 4%, which has now been consolidated over the years, in particular as a result of the ongoing positive performance of Helicopters and of Defense Electronics & Security, which offset the decline recorded in Aircraft in 2022, as well as of the lower contribution deriving from the sale of subsidiary Global Enterprise Solutions.

EBITA showed a significant double-digit increase, which was driven by Defense Electronics & Security, with the European component giving a large contribution, thus bringing ROS to exceed the 8% threshold. The positive performance of EBITA compared with the previous year is even more pronounced, equal to about 14%, if we consider that, unlike 2021, EBITA for the year includes the charges related to the COVID emergency as costs that are now recurring in nature, as clearly shown by the related restated figure for 2021 in the summary table of the Group's KPIs.

The 2022 net result also benefitted from the capital gain realised with regard to the sales of the businesses of Leonardo DRS (Global Enterprise Solutions and Advanced Acoustic Concepts) described in the section on "Industrial transactions".

The financial performance was particularly substantial and significant with cash flow (FOCF) showing an increase of 158%, demonstrating the Group's ability to put its efficiency plan on a robust footing, thus boosting cash generation in terms of structure.

The Group Net Debt showed a reduction of 3.4% compared to 2021, coming to €bil. 3; the significant cash generation and the proceeds from the sale of Global Enterprise Solutions and of the Advanced Acoustic Concepts Joint Venture allowed the Group to continue on the path to reduce its debt while strengthening the core business through the acquisition of 25.1% in the German company Hensoldt, the pro-quota profit of which is recognised under consolidated EBITA for 2022, and through consolidating the Israeli company RADA into the subsidiary Leonardo DRS' financial statements.

The results that have been achieved are even more important in consideration of the lower contribution deriving from the sale of the Global Enterprise Solutions business of subsidiary Leonardo DRS during the year; they bear witness above all to the soundness of the Group's industrial structure, despite a general and national economic framework characterised by inflationary pressures on prices of energy and raw materials, as well as Leonardo's ability to respond to challenges which it already demonstrated during the period of pandemic.

Key Performance Indicators (KPI)

The KPIs for the period and the main changes in the Group's performance are shown below (for the definition of ratios, reference should be made to the paragraph on Non-GAAP Alternative Performance Indicators). Insights into the Business sectors performance are dealt with in the specific section dedicated to the trend in each of them.

	2021	2022	Change
New orders	14,307	17,266	20.7%
Order backlog	35,534	37,506	5.5%
Revenues	14,135	14,713	4.1%
EBITDA	1,626	1,763	8.4%
EBITA	1,123	1,218	8.5%
EBITA Restated (*)	1,069	1,218	13.9%
ROS	7.9%	8.3%	0.4 p.p.
ROS Restated (*)	7.6%	8.3%	0.7 p.p.
EBIT	911	961	5.5%
EBIT Margin	6.4%	6.5%	0.1 p.p.
Net result before extraordinary transactions	587	697	18.7%
Net result	587	932	58.8%
Group Net Debt	3,122	3,016	(3.4%)
FOCF	209	539	157.9%
ROI	12.4%	12.0%	(0.4) p.p.

(*): EBITA and ROS have been restated to include charges related to the COVID emergency, which until the 2021 financial statements were excluded from these indicators as they were classified as 'non-recurring charges' (€mil. 54 in 2021).

The Group data do not include the contribution given by the Joint Ventures (JVs) and associates invested in by the Group (mainly including GIE-ATR in the Aircraft sector, MBDA and Hensoldt in the Defence Electronics & Security sector and JVs in the Space sector). The Group's business conducted through the JVs and associates and their strategic and financial importance remain unchanged, while for reporting purposes the contribution given by the aforesaid companies is only recognised at the level of profitability ratios (EBITA, EBIT and Net Result) as a result of the valuation at equity and, from a financial point of view, limited to the dividends collected. In 2022 the Group strategic JVs and associates recorded total revenues of €bil. 3.0 (€bil. 2.5 in 2021) as concerns Leonardo's share: as a result, the Group's aggregate pro-forma revenues would come to about €bil. 17.7 (€bil. 16.6 in 2021).

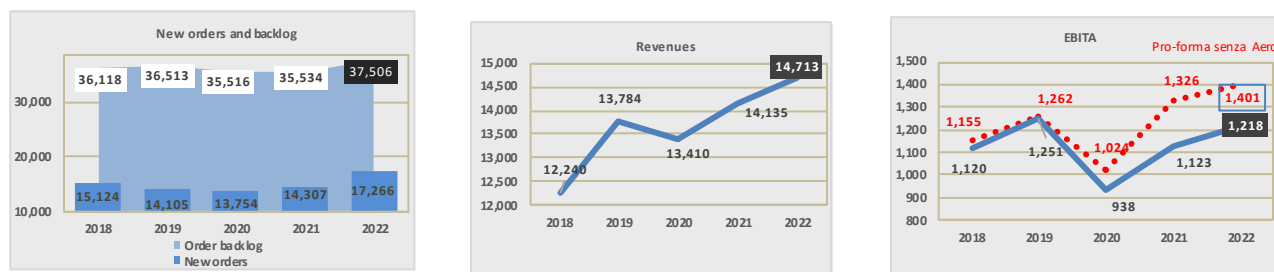
As previously mentioned, the 2021 figures shown above include the contribution given by the GES business for 12 months. In order to make the Group's performance of operations more comparable, which, conversely, includes the contribution given by this business for only 7 months in 2022, some performance indicators for the comparative period, excluding the months from August to December 2021, are reported below:

	2021 Reported	2021 Isoperimeter	2022	Change
New orders	14,307	14,267	17,266	21.0%
Revenues	14,135	14,050	14,713	4.7%
EBITA	1,123	1,114	1,218	9.3%
EBITA Restated (*)	1,069	1,060	1,218	14.9%
ROS	7.9%	7.9%	8.3%	0.4 p.p.
ROS Restated (*)	7.6%	7.5%	8.3%	0.8 p.p.
FOCF	209	188	539	186.7%

(*): Figures have been restated to include charges related to the COVID emergency, which until the 2021 financial statements (€mil. 54) were excluded from these indicators as they were classified as 'non-recurring charges'.

Commercial and business performance

The following graphs show the performance of the four main business and economic ratios in the last 5 years, which highlight the continued growth achieved by the Group.



New orders came to €bil. 17.3, showing significant growth of 20.7% (21% on a like-for-like perimeter) compared to 2021, even thanks to the contract signed with the Polish Ministry of Defence for the AW149 helicopters worth €bil. 1.4 and to the contribution given by Defense Electronics & Security in its U.S. component. More generally, the trend in new orders in the five-year period from 2018 to 2022 clearly highlights the effectiveness of the Leonardo Group's commercial offer thanks to the widespread geographic distribution of its sales organisation and the competitiveness of a diversified offering of products and multi-domain solutions in the market of Aerospace and Defense, both military and commercial, which, even in the absence of large one-shot orders, allows the growth in portfolio of future activities.

Diversification of supply, geographic distribution, quality of products and integrated solutions that meet the complex operational requirements imposed by the customers, and innovation are the Group's sound distinguishing features that have enabled it to strengthen and expand the Group's market share during the aforesaid five-year period marked by global shocks of great importance and impact such as the pandemic, the changed international geopolitical environment, and the inflationary repercussions on prices of energy and raw materials.

The **order backlog** ensures a coverage in terms of equivalent production equal to about 2.5 years. The book-to-bill ratio (the ratio of New Orders for the period to Revenues) was equal to about 1.2.

Revenues (€bil. 14.7) showed a positive trend with an increase of 4.1% (4.7% on a like-for-like perimeter) compared to 2021 (€bil. 14.1), mainly due to the performance of Helicopters and Defense Electronics, in both the European and U.S. components. The civil component of Aerostructures also showed signs of recovery. As a result of the growth of the Order Backlog mentioned above, the Leonardo Group has been able to raise its level of operation, year-on-year and on an ongoing basis while boosting Revenues by almost €bil. 2.5 (+20%) over the five-year period mentioned above. Despite the inevitable downturns in the period of pandemic as a result of the restrictions imposed by government authorities and the decline in production volumes in the civil aviation sector, the Leonardo Group has been able to put in place any necessary action while showing capacity to respond and adapt to the complex events that have occurred. This made it possible to limit the impacts during the period, on the one hand, and on the other, to enable a rapid recovery in business volumes as confirmed by the 2022 results.

EBITA, equal to €mil. 1,218, recorded an increase of 13.9% compared with the Restated figure for 2021 (€mil. 1,069) (+14.9% on a like-for-like perimeter), with ROS coming to 8.3%, showing an improvement of 0.7 p.p. vis-à-vis the comparative Restated figure. As stated above, the comparative values have been restated to make them more comparable with the trend in the current period, which also includes the charges related

to the COVID-19 emergency (classified as non-recurring costs in 2021, equal to €mil. 54). As regards this indicator too, the trend in the five-year period from 2018 to 2022 shows continuous growth, with the exception of the period of pandemic and excluding the effects reflected in the civil aviation business. The gradual recovery of profitability as a result of the efficiency improvement actions with specific regard to the Aerostructures production organization and the gradual recovery in the civil aviation market allow today to achieve Group results in line with the pre-pandemic periods, which are well above these levels if the Aerostructures business is excluded.

EBIT, equal to €mil. 961, benefitted from an improved EBITA compared to 2021 (€mil. 911). Restructuring costs, which were higher than in 2021, included the estimated charges in connection with the execution of the agreement for the early retirement of personnel serving in the Corporate and Staff functions on a national basis. The 2021 figure, on the other hand, mainly incorporated the effect of the agreement governing, with a more limited scope of application, the early retirement of the Aerostructures division's workforce on a voluntary basis.

Non-recurring costs for the period were significantly affected by the write-down of the exposure to the countries involved in the conflict existing between Russia and Ukraine - for an amount of €mil. 36 - and by transaction costs that were related to the completion of the acquisition of the Israeli company RADA and the subsequent listing of Leonardo DRS for €mil. 31. On the contrary, the 2021 figure included charges associated with the settlement of the Indian case, in addition to the aforesaid charges related to the COVID-19 emergency.

The **Net result before extraordinary transactions**, equal to €mil. 697 (€mil. 587 in the comparative period), benefitted from the EBIT performance, as well as from a lower impact of tax charges while reflecting the adverse effect due to charges related to the repurchase of USD-denominated bonds, which was carried out by Leonardo US Holding LLC and is described in greater detail in "Financial transactions."

The **Net Result**, amounting to €mil. 932 (€mil. 587 in 2021), reflects the capital gain obtained from the sales of Leonardo DRS Global Enterprise Solutions and Advanced Acoustic Concepts businesses set out in the section of "Industrial Transactions".

It should be noted that the comparison with 2021 is affected by the lower contribution from the sales of Global Enterprise Solutions and AAC, which only contributed to the 2022 figures until July, with the former being instead consolidated on a line-by-line basis for the entire 2021 financial year and the latter according to the equity method.

Reclassified income statement

(€ millions)	Note	2021	2022	Change	% Change
Revenues		14,135	14,713	578	4.1%
Purchase and personnel expenses	(*)	(12,575)	(12,976)		
Other net operating income/(expenses)	(**)	(58)	(106)		
Equity-accounted strategic investments	(***)	124	132		
Amortisation, depreciation and write-offs	(****)	(503)	(545)		
EBITA		1,123	1,218	95	8.5%
ROS		7.9%	8.3%	0.4 p.p.	
<i>EBITA Restated</i>		<i>1,069</i>		<i>1,218</i>	<i>149</i>
<i>ROS Restated</i>		<i>7.6%</i>		<i>8.3%</i>	<i>0.7 p.p.</i>
Impairment		-	-		
Non-recurring income/(expenses)		(101)	(114)		
Restructuring costs		(89)	(119)		
Amortisation of intangible assets acquired as part of business combinations		(22)	(24)		
EBIT		911	961	50	5.5%
<i>EBIT Margin</i>		<i>6.4%</i>	<i>6.5%</i>	<i>0.1 p.p.</i>	
Net financial income/(expenses)	(*****)	(158)	(213)		
Income taxes		(166)	(51)		
Net result before extraordinary transactions		587	697	110	18.7%
Net result related to discontinued operations and extraordinary transactions	(*****)	-	235		
Net result		587	932	345	58.8%

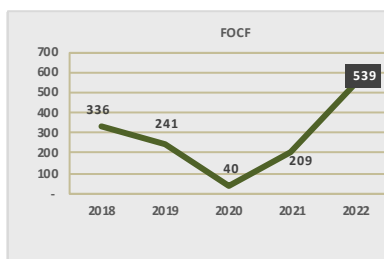
Notes to the reconciliation between the reclassified income statement and the statutory income statement (for more details, reference should be made to the Note on "Non-GAAP alternative performance indicators"):

- (*) Includes "Purchases and Personnel expense" (excluding restructuring costs and non-recurring costs) and "Accruals (reversals) for onerous contracts (final losses on orders)."
- (**) Includes the net amount of "Other operating income" and "Other operating expenses" (excluding restructuring costs, non-recurring income/(expense) and accruals (reversals) for onerous contracts (final losses on orders).
- (***) Includes the effects of the valuation at equity, classified under the "Share of profits (losses) of equity-accounted investees", of strategic investments only;
- (****) Includes "Amortisation, depreciation and impairment losses and value adjustments to financial assets", excluding the amortisation charge referable to intangible assets acquired as part of business combinations, goodwill impairment and write-downs regarded as "Non-recurring costs";
- (*****) Includes "Financial income", "Financial expense" (net of the gains and losses relating to extraordinary transactions) and "Share of profits (losses) of equity-accounted investees" (net of the results of strategic investments).
- (*****) Includes "Profit (loss) from discontinued operations" and Gains and losses relating to extraordinary transactions (key acquisitions and disposals).

Financial performance

The **FOCF** of €mil. 539 showed an increase of 157.9% compared to 2021 (€mil. 209) (+186.7% on a like-for-like perimeter), confirming the positive trend that had already been reported during the first nine months of the year. As already noted for economic indicators, the trend over the 5 years, reported in the graph below, shows a significant improvement in performance that far exceeds the pre-pandemic results, including for this financial indicator. The results that have been achieved are due to the actions aimed at strengthening the performance of operations, streamlining and making working capital more efficient, a careful investment policy in a period of business growth and an efficient financial strategy.

Below is the trend of the Free Operating Cash Flow over the five-year period:



Reclassified cash flow statement

(€ millions)	Note	2021	2022	Change	% Change
Cash flows generated from operating activities	(*)	742	1,163	421	56.7%
Dividends received		63	133		
Cash flows from ordinary investing activities	(**)	(596)	(757)		
Free Operating Cash Flow (FOCF)		209	539	330	157.9%
Strategic transactions	(***)	(19)	(172)		
Change in other investing activities	(****)	11	(6)		
Net change in borrowings		30	(1,322)		
Dividends paid		-	(80)		
Net increase (decrease) in cash and cash equivalents		231	(1,041)		
Cash and cash equivalents at 1 January		2,213	2,479		
Exchange rate differences and other changes		35	73		
Cash and cash equivalents at 31 December		2,479	1,511		

Notes on the reconciliation between the reclassified cash flow and the statutory cash flow:

(*) Includes "Cash flows generated from (used in) operating activities", excluding debt payments pursuant to Law 808/1985;

(**) Includes "Cash flow generated from (used in) investing activities", including debt payments pursuant to Law 808/1985 and net of dividends collected;

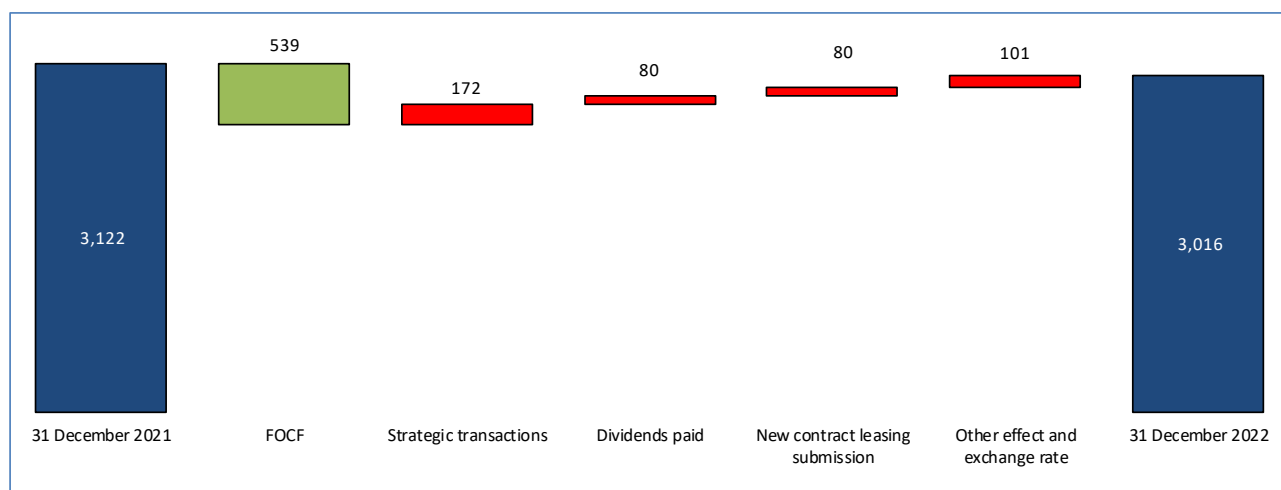
(***) Includes "Other investing or divesting activities" classified as "Strategic transactions";

(****) Includes "Other investing or divesting activities", excluding dividends collected and the effect of transactions classified as "Strategic transactions".

The Group Net Debt, equal to €mil. 3,016, showed an improvement compared to 31 December 2021 (€mil. 3,122); the figure benefitted from the aforesaid trend in the FOCF while also including the financial effects of the transactions that are described below:

- the acquisition of the investment in Hensoldt AG for €mil. 616, including any related transaction costs, which was completed in January 2022;
- the disposals, finalised in July, by the US subsidiary Leonardo DRS involving the Global Enterprise Solutions (GES) business to SES and of the investment in the Advanced Acoustic Concepts Joint venture (AAC) to TDSI, a subsidiary of the French company Thales, for a total amount of USDmil. 468, before tax and after transaction costs;
- the dividend that was paid in July for €mil. 80;
- the execution of new lease agreements for €mil. 80;
- the payment of charges related to the make-whole repurchase of the U.S. bonds illustrated in the section of "financial transactions", the translation of foreign currency positions and other minor effects for a total amount of €mil. 101.

Changes in Group Net Debt



Reclassified statement of financial position

(€ millions)	Note	31 December 2021	31 December 2022
Non-current assets		12,810	13,943
Non-current liabilities		(2,216)	(2,174)
Capital assets	(*)	10,594	11,769
Inventories	(**)	1,292	975
Trade receivables		3,203	3,338
Trade payables		(3,372)	(3,054)
Working capital		1,123	1,259
Provisions for short-term risks and charges		(1,111)	(1,078)
Other net current assets (liabilities)	(***)	(1,046)	(1,260)
Net working capital		(1,034)	(1,079)
Net invested capital		9,560	10,690
Equity attributable to the Owners of the Parent		6,428	7,183
Equity attributable to non-controlling interests		27	516
Equity		6,455	7,699
Group Net Debt		3,122	3,016
Net (assets)/liabilities held for sale	(****)	(17)	(25)

Notes to the reconciliation between the reclassified and the statutory statements of financial position (for more details, reference should be made to the Note on "Non-GAAP alternative performance indicators":

(*) Includes all non-current assets and all non-current liabilities, excluding "Non-current loans and borrowings" and the main non-current loans and receivables.

(**) Includes "Inventories", "Contract Assets" and "Contract Liabilities".

(***) Includes "Income tax receivables" and "Other current assets" (excluding "Hedging derivatives in respect of debt items"), net of "Income tax payables" and "Other current liabilities" (excluding "Hedging derivatives in respect of debt items").

(****) Includes the net amount of "Non-current assets held for sale" and "Liabilities associated with assets held for sale".

The increase in non-current assets essentially reflects the above-mentioned acquisition of the equity interest in Hensoldt.

(€ millions)	Group Net Debt		Group Net Debt	
	31 December 2021	<i>of which current</i>	31 December 2022	<i>of which current</i>
Bonds	2,481	626	1,628	36
Bank debt	1,648	49	1,350	71
Cash and cash equivalents	(2,479)	(2,479)	(1,511)	(1,511)
Net bank debt and bonds	1,650		1,467	
Current loans and receivables from related parties	(45)	(45)	(56)	(56)
Other current loans and receivables	(16)	(16)	(49)	(49)
Current loans and receivables and securities	(61)		(105)	
Hedging derivatives in respect of debt items	(8)	(8)	19	19
Related party lease liabilities	30	4	24	4
Other related party borrowings	856	756	962	862
Lease liabilities	538	78	546	74
Other borrowings	117	45	103	35
Group Net Debt	3,122		3,016	

The reconciliation with the net financial position required by CONSOB Communication no. DEM/6064293 of 28 July 2006, updated by the provisions of ESMA Guideline 32-382-1138 of 4 March 2021 as implemented by CONSOB warning notice no. 5/21 of 29 April 2021, is provided in Note 21 of the Consolidated Financial Statements.

As detailed in the section on “Financial transactions”, to which reference should be made:

- “Bonds” show a reduction as a result of the subsequent repayment by Leonardo S.p.A. of bonds for a remaining nominal amount of €mil. 556, which reached its natural expiry in January, as well as of the full early repayment by subsidiary Leonardo US Holding of bonds listed on the U.S. market due 2039 and 2040, for a total remaining nominal value of USDmil. 305;
- the decrease in “Bank debt” reflects the early repayment of the Term Loan of €mil. 500, taken out in 2018 and expiring in November 2023, which is partially offset by the use of the new Term Loan taken out by Leonardo DRS at the same time as the completion of the merger with the Israeli company RADA and its simultaneous listing on NASDAQ (as well as on TASE).

As at 31 December 2022 Leonardo S.p.A. had sources of liquidity available for a total of about €mil. 4,210 to meet the financing needs of the Group’s recurring operations, broken down as follows:

- an ESG-linked Revolving Credit Facility totalling €mil. 2,400, divided into two tranches;
- additional unconfirmed short-term lines of credit of about €mil. 810;
- a framework Programme for the issuance of Commercial Papers on the European market (Multi-Currency Commercial Paper Programme), for a maximum amount of €bil. 1.

Leonardo DRS has a Revolving Credit Facility available for an amount of USDmil 275, which was also entered into at the same time as the completion of the merger with RADA.

All the aforementioned sources had not been used as at the reporting date of these financial statements.

Leonardo US Holding has short-term revocable lines of credit in dollars, which are guaranteed by Leonardo Spa, for a total counter-value equal to €mil. 178, and which had been used for a total counter-value equal to €mil. 38 at 31 December 2022.

Finally, Leonardo S.p.A. has unconfirmed lines of credit for guarantees for a total of €mil. 9,678, an amount of €mil. 2,513 of which was available at 31 December 2022.

ESG PERFORMANCE INDICATORS

The ESG KPIs for the period and the main changes that characterised the Group's performance are reported below. More details of the management of these indicators are provided in the People, Planet and Prosperity sections.

	2021	2022	Change
Social			
Workforce (no.)	50,413	51,392	1.9%
Employees under 30 on total employees (%)	10.4	11.2	0.8 p.p.
Women in managerial positions on total managers and junior managers (%)	18.0	18.7	0.7 p.p.
Hires under 30 on total hires (%)	42.2	43.9	1.7 p.p.
Women hires on total hires (%)	23.7	24.1	0.4 p.p.
Women hires with STEM degree on total hires with STEM degree (%)	19.4	22.1	2.7 p.p.
Average hours of training per employee (no.)	31.8	20.6	(35.2%)
Injury rate (injuries per 1,000,000 worked hours)	2.91	2.35	(19.2%)
Employees at ISO 45001-certified sites on total employees (%)	78	80	2 p.p.
Innovation			
Total R&D expenses (€ million)	1,803	2,003	11.1%
Computing power per capita (Gigaflops on no. of Italian employees)	194	190	(1.9%)
Data storage capacity per capita (Gigabyte on no. of Italian employees)	857	840	(2.0%)
Environmental			
Energy consumption intensity (MJ/euro) on revenues	0.40	0.37	(7.0%)
Water withdrawals intensity on revenues (l/€)	0.42	0.36	(13.1%)
Waste produced intensity on revenues (g/€)	2.11	2.04	(3.6%)
Scope 1 and 2 (market-based) CO2 emissions (ktons)	325	277	(14.8%)
Scope 1 and 2 CO2 emissions intensity on revenues (g/€) location based	33.88	28.96	(14.5%)
Employees at ISO 14001-certified sites on total employees (%)	77	75	(2) p.p.

The reported indicators are part of the Consolidated Non-financial Statement

In 2022, the workforce showed an increase (+979) compared to 2021, mainly concentrated in Italy, boosted by the stabilisation of the employment contracts. In other countries, the workforce remained substantially in line with the previous year despite the changes in the US scope.

The target of recruiting employees under 30 years of age, accounting for about 44% of total hires in 2022, was fully achieved. The total number of employees under 30 rose from 8.2% in 2017 to 11.2% in 2022.

The commitment to creating an environment which enhances gender diversity is witnessed by the increase in the number of female managers, who achieved 18.7% of the total number of executives and middle managers, and by the new female hires with STEM degrees, the ratio of which to total hires of workers with STEM degrees is almost 3 percentage points higher compared to 2021, standing at 22% in 2022. Moreover, the 2025 target of women equal to at least 32% of total new hires has been confirmed.

The injury rate showed a reduction of about 19% compared to 2021, a decline much more significant compared to the pre-pandemic levels (-54% against 2017). The company's commitment continues to extend the sites that are ISO 45001 certified with a health and safety management system where, as of today, 80% of employees work (56% in 2017).

The 2022 figure on training hours, even if higher than the 2018-202 average, is lower than 2021, when the Aerostructures sector launched a relevant upskilling plan funded by the "Fondo Nuove Competenze" in order

to enhance business-related skills, also considering the changed conditions in the Aeronautics market, significantly affected by the consequences of the pandemic. This extraordinary activity influences the trend of the 2022 workforce of the Aerostructures sector which amounted to 4,143 people, 7.3% lower than in 2021 and 10.9% lower than the average for the three-year period 2018-2020.

Total R&D expenses accounted for 13.6% of revenues, allowing the Group to invest in internal developments and external collaborations, including with customers, with the objective of fuelling the product portfolio and improving competitiveness.

The considerable reduction in CO₂ emissions (Scope 1 and Scope 2), in absolute and relative terms, is mainly related to the progressive replacement of SF₆ gas with a gas with minimal environmental impact, used as an inert substance within the helicopter production in a specific manufacturing process.

The other environmental and energy efficiency indicators (linked to water withdrawals, waste produced and energy consumption) also showed an improvement, confirming the company's commitment to reducing impacts, a commitment that is also reflected in the objectives set out in the Group's sustainability plan.

Computing power and data storage capacity showed a trend in line with the company's plan, which calls for the implementation of updating and upgrading cycles in 2024. The slight percentage reduction on the quota per employee is exclusively due to the increase in the company's population.

Finally, from 2021, on a voluntary basis, Leonardo has required to the Independent Legal Auditors to perform the full assurance ("Reasonable assurance engagement") on a set of non-financial performance indicators (ESG) that are considered important and strategic for the Group.²⁶

In order to provide a complete view of the sustainable development path undertaken by Leonardo, below there is an outline of the evolution of the main ESG metrics over the 2018-2022 period. Leonardo's industrial plan relating to this time horizon has incorporated for the first time the sustainability strategy and defined the areas of intervention and related actions to be implemented. The sustainability objectives illustrated in the "Strategy and Outlook" chapter extend the scope of these areas, with a horizon up to 2030. Further details are also given in the "People" and "Planet" chapters.

²⁶ For more details, see the [Methodology Note of the NFS](#).

AREAS	PERFORMANCE IN THE 2018-2022 PERIOD
Enhance human capital	<ul style="list-style-type: none"> > Workforce up by 6,258 people (+14% vs 2017) > About 22,000 people hired in the period
Attract and promote talents	<ul style="list-style-type: none"> > Hired more than 9,200 employees under 30 > Under 30 employees from 8.2% in 2017 to 11.2% of the workforce in 2022 (+2,072 employees under 30)
Foster an inclusive environment	<ul style="list-style-type: none"> > Above 4,900 women hired > Female managers from 15.1% in 2017 to 18.7% of total executives and middle managers in 2022 (+455 female managers)
Extend the adoption of certified health and safety management systems	<ul style="list-style-type: none"> > 80% of employees work at sites with certified H&S management systems (56% in 2017) > Injury rate reduced by 53% (vs 2017) > 75% of employees work at sites with certified environmental management systems (66% in 2017)
Make efficient the processes to reduce energy consumption and CO₂ emissions and environmental impacts	<ul style="list-style-type: none"> > 24% reduction in the intensity of energy consumption > 37% reduction in the intensity of Scope 1 and Scope 2 CO₂ emissions (location based) > 26% reduction in the intensity of waste produced > 30% reduction in the intensity of water withdrawals

Intensity calculated on revenues and versus 2017 data

Financial planning and investment management

Leonardo's investments have a **direct and indirect impact on various industrial sectors and areas of society**, looking across the board at the needs of customers, citizens and territories and contributing to achieving the Sustainable Development Goals (SDGs).

Financial planning and investment choices are aimed at supporting the Group's Industrial Plan and the vision expressed in the "Be Tomorrow – Leonardo 2030" plan, while taking account of the identified risks and opportunities, the ongoing monitoring of market trends and binding and non-binding regulations, as well as stakeholder expectations. The evaluation and selection of investments takes into account strategic, economic-financial, technical, commercial and sustainability parameters.

Furthermore, within the scope of the participation in the CFO Coalition of the UN Global Compact, Leonardo supports the **Principles on Integrated SDG Investments and Finance** to contribute to creating a sustainable financial model for the prosperity of businesses and communities.

Leonardo supports the Principles on Integrated SDG Investments and Finance of the Global Compact act

50% of investments in 2022-2024 to achieving SDGs

55% of total sources of financing linked to ESG parameters, for a total of €bil. 3.26

At the end of 2022, **55% of the total sources of financing available** to the Group are **linked to ESG parameters**. This result was achieved thanks to:

- > the execution of the first ESG-linked Revolving Credit Facility, amounting to €bil. 2.4,
- > the first ESG Term Loan, amounting to €mil. 600,
- > the first ESG-linked loan granted by the European Investment Bank, amounting to €mil. 260.

All sources described above are linked to specific KPIs, including the reduction in CO₂ emissions through eco-efficiency of industrial processes, the promotion of female employment with STEM²⁷ degrees, and the increase in Leonardo's per capita computing power as a key enabler and booster in research, numerical simulation, big data analytics and artificial intelligence.

As regards capital allocation, Leonardo set the objective of having at least 50% of investments in support of the SDGs in 2022-2024 out of a total investment value of approximately €mil. 700-800 per year, including capitalised R&D expenses, capital expenditures (CapEx), Tooling and other investments in intangibles. In particular, the main impacts reported for the investments are linked to SDG 8 "Decent work and economic growth", SDG 9 "Industry, Innovation & Infrastructure" and SDG 11 "Sustainable Cities & Communities", giving a direct contribution to strengthening innovation processes, developing the supply chain, creating skilled jobs and to continuous research into innovative solutions for the society, the environment and the safety of people, infrastructures and territories.

²⁷ For more details, please see [Industrial and Financial Operations](#) paragraph.

SEGMENT RESULTS AND OUTLOOK

- ✓ KEY PERFORMANCE INDICATORS BY SECTOR
- ✓ 1. HELICOPTERS
- ✓ 2. DEFENCE ELECTRONICS & SECURITY
- ✓ 3. AIRCRAFT
- ✓ 4. AEROSTRUCTURES
- ✓ 5. SPACE

KEY PERFORMANCE INDICATORS BY SEGMENT

Leonardo continued the path to growth in all sectors of its core business, returning to competitive levels when compared to the pre-pandemic scenario. The Key Performance Indicators of the business Sectors are reported below while pointing out that - starting with these financial statements - the Group has set out a method of representing its performance that is increasingly consistent with corporate strategies and underlying business dynamics. The performance in the segments will therefore be represented and commented on with reference to the operating sectors of Helicopters, Defence Electronics and Security, Aircraft, Aerostructures and Space (Helicopters, Defence Electronics and Security, Aeronautics and Space in the 2021 financial statements, which were restated to facilitate the performance comparison).

	December 2021					
	New orders	Order backlog	Revenues	EBITA	ROS %	
Helicopters	4,370	12,377	4,157	406	9.8%	
Defence Electronics & Security	7,579	14,237	6,944	703	10.1%	
Aircrafts	2,668	8,896	3,268	410	12.5%	
- of which GIE ATR				(24)		
Aerostructures	365	1,126	442	(203)	(45.9%)	
Space	-	-	-	62	n.a.	
Other activities	102	59	377	(255)	(67.6%)	
Eliminations	(777)	(1,161)	(1,053)	-	n.a.	
Total	14,307	35,534	14,135	1,123	7.9%	
	December 2022					
	New orders	Order backlog	Revenues	EBITA	ROS %	
Helicopters	6,060	13,614	4,547	415	9.1%	
Defence Electronics & Security	8,558	15,160	7,212	805	11.2%	
Aircrafts	2,800	8,554	3,085	415	13.5%	
- of which GIE ATR				(6)		
Aerostructures	420	1,075	475	(183)	(38.5%)	
Space	-	-	-	31	n.a.	
Other activities	400	360	579	(265)	(45.8%)	
Eliminations	(972)	(1,257)	(1,185)	-	n.a.	
Total	17,266	37,506	14,713	1,218	8.3%	
	Change %					
	New orders	Order backlog	Revenues	EBITA	ROS %	
Helicopters	38.7%	10.0%	9.4%	2.2%	(0.7) p.p.	
Defence Electronics & Security	12.9%	6.5%	3.9%	14.5%	1.1 p.p.	
Aircrafts	4.9%	(3.8%)	(5.6%)	1.2%	1.0 p.p.	
- of which GIE ATR				75.0%		
Aerostructures	15.1%	(4.5%)	7.5%	9.9%	7.4 p.p.	
Space	n.a.	n.a.	n.a.	(50.0%)	n.a.	
Other activities	292.2%	510.2%	53.6%	(3.9%)	21.8 p.p.	
Eliminations	(25.1%)	(8.3%)	(12.5%)	n.a.	n.a.	
Total	20.7%	5.5%	4.1%	8.5%	0.4 p.p.	

The business sectors are commented on below in terms of competitive position, financial performance, total market²⁸ and research & development. It should be noted that Leonardo has the objective of strengthening its positioning in the more attractive markets in which the portfolio of its products can benefit from its specific

²⁸ Information processed by Leonardo on the basis of Jane's data.

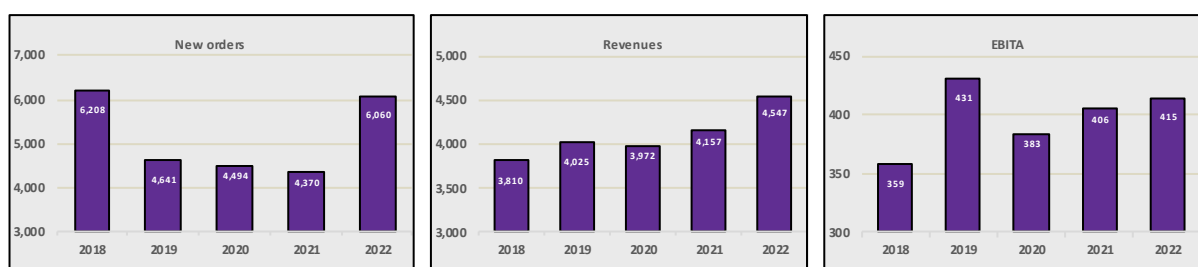
competitive advantage: the considerations reported below relate to the analysis of the present competitive position, based on these two dimensions.

1. HELICOPTERS

Leonardo is a leading group in the rotary wing sector at global level, delivering excellence in products worldwide. In the defence sector, Leonardo has recognised expertise in multi-role (thanks to the development of dual-use platforms, as well as specialised ones), naval and combat applications, while its own leadership remains on a sound footing in various applications such as Emergency Medical Service (EMS) missions, Law Enforcement, offshore (Oil & Gas and Offshore Wind) and passenger transport in the civil market. On this last front Leonardo relies on its well-established expertise gained over the years, in particular thanks to the AW109 models in the past and, more recently, AW139, AW189 and AW169.

The trend in 2022 showed a good performance in the Sector, with Revenues and EBITA on the rise in line with the plan expectations and a particularly substantial amount of New Orders, showing an increase of 39% compared to 2021, with the acquisition of the major contract for the supply of AW149 helicopters to the Polish Ministry of Defence and confirming recovery in the commercial aviation business segment. 149 new helicopters were delivered in the period compared to 128 recorded in 2021.

Below is the performance of the sector during the last 5 years:



New orders. They were on the rise as a result of major orders gained from both governments, mainly thanks to the recognition of the aforesaid order for Poland, and in the commercial aviation business segment. Among the main acquisitions for the period we must note:

- the aforementioned contract for the supply of 32 AW149 multi-role helicopters to the Polish Ministry of Defence;
- the contract with the Canadian Department of National Defence for the Cormorant Mid Life Upgrade (CMLU) programme relating to the modernization and expansion of the fleet of Search and Rescue (SaR) AW101/CH-149 "Cormorant" helicopters;
- the fourth order under the TH-73A (AW119) programme for the US Navy, with 26 additional helicopters;
- the Italian contracts for the supply of 20 AW119Kx helicopters to the Carabinieri Corps, 10 AW139 helicopters to the Fire Brigade and 4 additional AW169 LUH helicopters to the Army;
- the contract concerning the supply of 6 AW189 helicopters for the Rescue and Salvage Bureau of the Chinese Ministry of Transport;
- the contract for the Mid Life Upgrade (MLU) of 1 AW101 helicopter for a foreign customer;
- the contract for 5 AW119Kx helicopters for Israel;
- the order for 4 AW609 convertiplanes and various orders for AW139 helicopters for commercial use.

Revenues. They were on the rise, mainly due to the greater activities on the NH90 programme for Qatar,

on the TH-73A (AW119) programme for the US Navy, on the AW169 line and on the CS&T front.

EBITA. It showed an increase as a result of the higher volumes, with a stable profitability, if pass-through revenues are excluded.

Total market of the sector and 2023 Outlook

Market (*) 2022-2031	CAGR 2022-2031	Impact on the businesses in which Leonardo operates
€bil. 33	+3.5%	<p><u>Civil sector:</u> The market of civil helicopters – both private, public, and parapublic - which was heavily hit by the pandemic is expected to recover, driven by the EMS (Emergency Medical Services), SAR (Search and Rescue) and Law Enforcement segments. The Oil & Gas segment, which has been declining in the past years due to lower energy prices, shows signs of recovery, driven by higher prices due to the energy crisis. Even for the passenger transport segment, which was equally affected by the pandemic, there is a recovery in the second half of the reporting period due to the resumption in passenger transport and the renewal of related fleets.</p>
€bil. 114	-3.3%	<p><u>Defence sector:</u> The market is estimated to grow in the first part at the beginning of the period under analysis, due to the ageing of many fleets, with a replacement process that is already underway in the main countries (e.g. United States, United Kingdom, France). Such process will slow down at the end of the period under consideration, with a tendency to carry out only the necessary upgrades of the platforms in operation, while waiting for the availability of the new generation of medium multi-role machines, based on new technologies, which is expected at the beginning of the new decade.</p>

(*) deliveries of new helicopters only

The positive performance of the Sector will continue in 2023, with a further high level of new orders expected in both the government and civil aviation segments and expected confirmation of the growth trend in deliveries and revenues. Profitability also remained at good levels as a result of the actions taken to limit the impact of inflationary pressure and the optimisation of the production processes.

Research, development and product engineering

Research into the field of helicopters as well is increasingly oriented towards sustainability, in line with the European Green Deal plan, which sets out a roadmap for environmental objectives for 2050. In taking part in European programs such as Clean Aviation and SESAR 3, which are the successors of Clean Sky 2 and SESAR 2020, Leonardo is developing and will develop technologies and solutions to reduce emissions. Aircraft electrification and digitalisation are the other areas in research in this sector that will have favourable impacts also in terms of security, growth and profitability.

The race to digitalisation is a further key aspect in all the product's life cycle: from design, with the introduction of digital certification criteria (Certification-by-Simulation), to advanced manufacturing systems (Digital Factory), autonomous flight operations and customer support, with the application of advanced Big Data & Analytics algorithms for diagnostics and predictive maintenance. Furthermore, other digital instruments have been developed for the training of pilots and to ease the work of maintenance workers and fleet managers using enhanced reality instruments for remote maintenance operations. Again within the digitalisation of processes, work commenced on the development of the Digital Twin of the helicopter, which exploits research into the simulation of the Leonardo Lab for Future Rotorcraft Technologies and the advanced calculation capabilities of the supercomputer davinci-1. Digitalisation also plays a key role in the

definition of Life Cycle Assessment (LCA) methodologies that Leonardo is establishing to analyse the environmental impact of its helicopters, putting eco-design at the heart of new product development.

Leonardo is also considering the development of a hybrid/electric propulsion system for light helicopters, which will be implemented through the construction of a demonstrator equipped with hybrid-electric propulsion, envisaging an architecture that allows for further future developments, including fuel cells. This demonstrator will be a first platform of a family of new light aircraft equipped with a conventional architecture but with non-conventional propulsion and will also allow the validation and certification process to be supported, while considering that regulations to govern new propulsion systems are still under development.

The authorisation to operate its fleet by using Sustainable Aviation Fuels (SAFs) is another avenue Leonardo is already pursuing to reduce the environmental impact of its products. 12 models of Leonardo helicopters are to date compatible to fly with a SAF blend of up to 50%. In 2023, Leonardo will play a leading role in the launch of the long-term "EU Next Generation Rotorcraft Technologies Project (ENGRT)", which aims to lay the foundation for the development of the next generation of European military rotary-wing aircraft as part of the collaborative framework with key European industrial players funded by the European Defence Fund (EDF).

Developments in 2022 – Helicopters

Next Generation Civil Tiltrotor (NGCTR) - Leonardo is developing a new model of a more efficient, eco-friendly next generation civil tiltrotor within the Clean Sky 2 Programme, with the objective of reducing CO₂ emissions up to 50% and noise emissions by 30% in the take-off phase and up to 75% in the flyover condition compared to the average values of rotary-wing aircraft that are currently on the market. Leonardo develops eco-design approaches to the development of specific NGCTR sub-systems within the Programme. Life Cycle Assessment (LCA) models have been developed to quantify the environmental benefits obtained from the design of additive manufacturing transmission components and composite wing structures. Supported by detailed LCA models, eco-design approaches will be gradually extended to more complex macro-systems of products in the Helicopter Division. Based on these activities, Leonardo will implement, in the future, an approach in line with the standards ISO 14040 and 14044, delivering training to the main partners in order to gather the data required for LCA assessments.

Aircraft electrification - Research projects, in collaboration with the Leonardo Labs, for the introduction of new power generation and distribution systems for primary functions, such as in-flight power control, and in critical systems, such as rotor anti-icing systems, will allow greater operational flexibility, efficiency and cost reduction to be obtained, all in accordance with the most stringent safety requirements.

2. DEFENCE ELECTRONICS & SECURITY

Leonardo designs, develops and manufactures advanced defence solutions in the air, land, sea, space and cyber domains, for the security of national borders and the management of complex civil infrastructures while being able to take on a different role depending on contexts and contracts, from main contractor and provider of complete systems to provider of apparatuses.

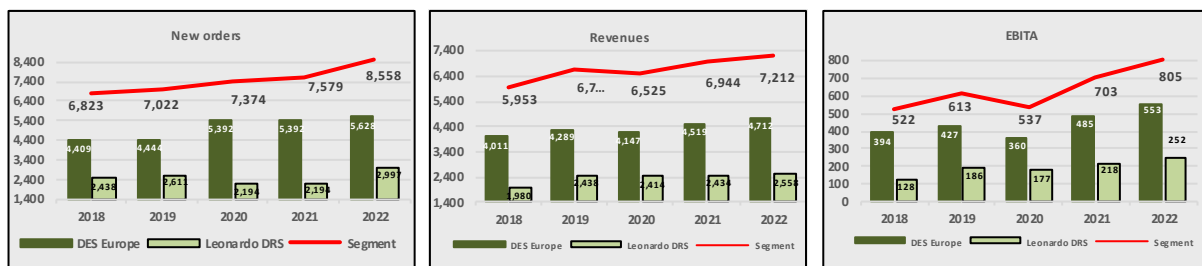
As for this sector, Leonardo participates in the main national strategic programmes and in major international programmes, and is a technology partner of Governments, Defence Authorities, Institutions and Enterprises.

In particular, among the applications in the land domain, Leonardo’s portfolio includes battlefield command and control and air and border defence systems, as well as weapon and ammunitions systems.

In the naval domain integrated systems are particularly important for combat and maritime surveillance, installed both on board naval ships and in the command and control centres, and weapon and protection systems for naval ships, completed by simulation and training solutions.

Leonardo creates advanced avionic solutions in the aircraft and space areas for surveillance and combat, the latest generation of manned and unmanned aircraft, both company-owned and third-party vehicles, and components for satellites or interplanetary probes. As far as security is concerned, areas of greatest interest are focused on solutions for the protection of cities, territories, borders, major events and critical infrastructure, based on advanced information analysis systems and secure communications.

Below is the performance of the sector during the last 5 years:



2022 was characterised by an excellent business performance and volumes of Revenues on the rise compared to 2021 while also benefitting from a positive impact arising from the USD/€ exchange rate on all the main indicators, even though in 2022 the business perimeter was affected by the deconsolidation of the Automation business from its scope of operations (the Automation business was consolidated in the “Other activities” starting from 1 January 2022), and the sale of the GES business of subsidiary Leonardo DRS, which occurred in August. Margins were on the rise almost in most of the main business areas with specific regard to the European component.

Moreover, MBDA recorded an outstanding performance on key Economic and Financial indicators. In terms of sales, acquisitions were significantly higher than last year with a Book-to-Bill greater than 2, increasing the order backlog which now exceeds 5 years of operation and with profitability that is also growing due to a good execution of export programmes in the portfolio.

Key Performance Indicators for the sector

December 2021	New orders	Revenues	EBITA	ROS %
DES Europe	5,392	4,519	485	10.7%
Leonardo DRS	2,194	2,434	218	9.0%
<i>Eliminations</i>	(7)	(9)	-	<i>n.a.</i>
Total	7,579	6,944	703	10.1%
December 2022	New orders	Revenues	EBITA	ROS %
DES Europe	5,628	4,712	553	11.7%
Leonardo DRS	2,997	2,558	252	9.8%
<i>Eliminations</i>	(67)	(58)	-	<i>n.a.</i>
Total	8,558	7,212	805	11.2%
Change %	New orders	Revenues	EBITA	ROS %
DES Europe	4.4%	4.3%	14.0%	1.0 p.p.
Leonardo DRS	36.6%	5.1%	15.6%	0.8 p.p.
<i>Eliminations</i>	(857.1%)	(544.4%)	<i>n.a.</i>	<i>n.a.</i>
Total	12.9%	3.9%	14.5%	1.1 p.p.

Leonardo DRS data in USD

	New orders	Revenues	EBITA	ROS %
DRS (\$mil.) December 2021	2,595	2,879	258	9.0%
DRS (\$mil.) December 2022	3,156	2,693	265	9.8%

New Orders. Acquisitions of new orders showed a significant increase, with book-to-bill above 1 in all the main business areas, and with specific regard to Defence Systems.

The main acquisitions in the period concerned the **Electronics Division** and included the order for the supply of naval guns and related logistic support, with which four F126-class frigates for the German Navy will be equipped, the order for the provision of a combat system and related logistics services for a special operations support unit, to support underwater operations and to rescue damaged submarines (Special and Diving Operations - Submarine Rescue Ship, SDO-SuRS). As part of the larger Halcon programme, we note the order for the supply of electronic countermeasures and self-protection systems to remove noise and neutralise threats which will equip 20 Typhoon aircraft, which are due to replace part of the fleet of the Boeing EF-18 Hornets currently used by the Spanish Ministry of Defence. As regards **Leonardo DRS**, additional orders were gained in the four key technology areas of advanced sensors, network computing, force protection and electric generation and propulsion.

Revenues. They were on the rise, mainly due to higher volumes in the European component and with specific regard to the UK Electronics and Defense Systems business, which also recorded an increase in pass-through activities. As regards Leonardo DRS, there was a decline in volumes due to certain postponements in the supply chain, which were more than offset by the positive effect of the USD/€ exchange rate.

EBITA. This increased in all the main European business areas. As regards DRS, a positive trend was confirmed despite lower volumes, which were more than offset by the positive effect of the USD/€ exchange rate, and in spite of the different scope of operations as mentioned above.

Total market of the sector and 2023 Outlook

Market (*) 2022-2031	CAGR 2022-2031	Impact on the businesses in which Leonardo operates
€bil. 3,165	4.7%	<p><u>Civil sector:</u> Ever-growing demand, driven by strong expectations related to the digitization of the public sector, the data economy in the private sector, and increasing needs in terms of physical and digital protection for borders and cities, critical infrastructure and institutions.</p> <p><u>Defence sector:</u> In the Air domain, we must note the growth in the avionics, electronic warfare and AESA (Active Electronically Scanned Array) radar systems, driven by growing demand for air combat systems. In the Land domain, we must note the growth in C4ISR (Command, Control, Communications, Computers, Intelligence, Surveillance and Reconnaissance) systems, radar and communication systems in the face of increasing geopolitical tensions and threats to security; there was also a growing demand for systems to counter threats from unmanned aircraft (Counter Unmanned Aerial Systems). In the Naval domain, we must note the growth in demand for command and control and integrated solutions for radar and electronic warfare systems; new programmes for naval surface and underwater vessels will drive demand for artillery and related ammunition; and, for the underwater segment, demand for torpedoes.</p>

A further increase in volumes and profitability supported by improved execution of backlog programmes and prompt implementation of industrial investments is expected in 2023, in a market environment that might still be affected by inflation and difficulties in the procurement of materials.

Research, development and product engineering

A fundamentally important challenge for the Defence Electronics & Security sector is to gain the utmost benefit from research and the latest technological innovations, many of which have come into being in commercial and civil contexts. To this effect, artificial intelligence, quantum sensing and security, big data analytics, 5G and 6G communications, robotics and blockchain will be the technologies that are most important to implement in Defence platforms and operating systems, together with the development of technologies that enable product size, weight and power (SWaP) to be reduced and extend the autonomy of platforms and systems.

In response to requirements for system transformation, digitalisation and cyber resilience will be essential elements for technological development and in order to remain competitive. The R&D and product engineering activities that are carried out by Leonardo aim to insert these technologies in its products in an increasingly efficient manner, to meet a growing need for security and resilience, in synergy with the Group's Sustainability Plan.

As for development, great importance is attached to national and international defence programmes, including: the Eurofighter Typhoon for the Mid Life Update phase, Forza NEC (Network Enabled Capabilities) for the modernisation of the Italian Armed Forces, the "Naval Law" for the Italian Navy's Multipurpose Offshore Patrol Vessels (PPA, *Pattugliatori Polivalenti d'Altura*) and the sixth-generation GCAP fighter aircraft, the development of Software Defined Radio systems and new broadband waveforms, sensors, terminals and networks (narrowband and broadband on LTE (Long-Term Evolution) / 5G networks), network computing and cloud computing, as well as the evolution of receiver products within the scope of the Galileo program of PRS (Public Regulated Service) geo-localisation, which are the main areas of research in the field of professional communications systems and secure satellite communications, with applications for public

security and defence. It should be noted that the Electronics Division participates in the European military research and development programmes, such as the EDF (European Defence Fund 2021-2027) programmes and, previously, the EDIDP (European Defence Industrial Development Programme 2019-2020) programmes, with the aim to increase the competitiveness, efficiency and innovation of European Defence at both technological and industrial level and thus make it autonomous with respect to countries that are outside the European Union.

Investments are aimed at a broad range of products and services: avionic, ground and naval radar systems, unmanned systems in the domains of air, land and sea, guided ammunition, development of ground, naval and underwater weapon and defence systems, integrated mission systems (including anti-drone technology), Electronic Warfare and laser and electro-optical systems, logistics 4.0 for the Air Force and other Armed Forces, integrated physical security solutions for critical infrastructure with command and control platform, and products for baggage and parcel handling.

In the field of cyber security and intelligence services, Leonardo is continuing to invest to expand its professional consulting solutions such as the risk assessment, professional services to third parties for the design and development of cyber security solutions and systems, the management of security services delivered through proprietary infrastructure for monitoring (SOC - Security Operations Centre), response (CERT - Cyber Emergency Readiness Team) and identification of threats (Threat Intelligence) and training (Cyber trainer and Cyber Range).

For energy conservation, of particular importance is the application of the new DTA radio base access station to Critical Communications solutions, which were finalised in 2022 with state-of-the-art HW technologies. In addition, in 2022 Leonardo finalized the management of electricity and continued upgrades for efficient gas and water management in the EMODS (Energy Management Optimization & Decision Support) product in order to meet the environmental and energy management requirements of its customers. In particular, efficient power management is now being applied in the Defence sector in the deployment of tactical military bases and in eco-friendly barracks for the future.

Developments 2022 - Electronics

Falco family – Leonardo is currently the only company in Europe able to offer a complete UAS package including aircraft, sensors, mission system and control station, characterised by a high degree of technological innovation. FALCO is the ancestor of the family, a tactical UAS designed to collect information and identify targets in real time, used by several international customers who also deploy it under extreme weather conditions. FALCO was followed by the FALCO EVO “heavy” version, improved in terms of aerodynamic efficiency and amount of fuel that could be carried, which has also been flying in Europe supporting maritime surveillance operations, starting with the European FRONTEX mission. The latest generation of the Falco family is the new system Falco Xplorer, the largest ever manufactured, meeting the needs and mission requirements of customers in the military and civil sectors. The system is designed by Leonardo, from the fuselage to the sensor suite, the mission system and the ground control station. All the systems can also be used as a service managed and operated by Leonardo.

Global Combat Air Programme (GCAP) – The Electronics Division of Leonardo is engaged in the development of future technologies, knowledge, capability and know-how for the sixth-generation fighter aircraft, which will operate in the scenarios of 2040 and later. Leonardo is developing vital technologies such as ISANKE & ICS (Integrated Sensing And Non Kinetic Effects & Integrated Communication System) that will provide the next generation of sensors and communication systems, in addition to open system architectures that will enable these technologies to be inserted in a digital platform.

Developments in 2022 – Cybersecurity

Cyber resilience of products - The significant increase in attacks against public and private targets, above all through ransomware tools used for extortion activities and to threaten the business continuity of the organisations under attack, has significantly boosted the development of solutions for the cyber resilience of products in the Cyber Security Division and of the entire Group, both through the development of an advanced Cyber Threat Intelligence platform ("Cyber Information superiority") and through the integration, into the products, of a proprietary EDR (Endpoint Detection and Response) that is capable of ensuring ongoing monitoring and analysis of the most advanced threats.

Secure Cloud Management Platform - In order to ensure the security and effective interoperability of Public Administration data, including through Cloud Based application platforms, work has commenced on the development of a Secure Cloud Management platform for Multi Cloud environments, as well as on tools and methodologies to support the migration strategy to the Cloud, which may also be used to support the National Strategic Hub (NSH) financed with funds under the NRRP.

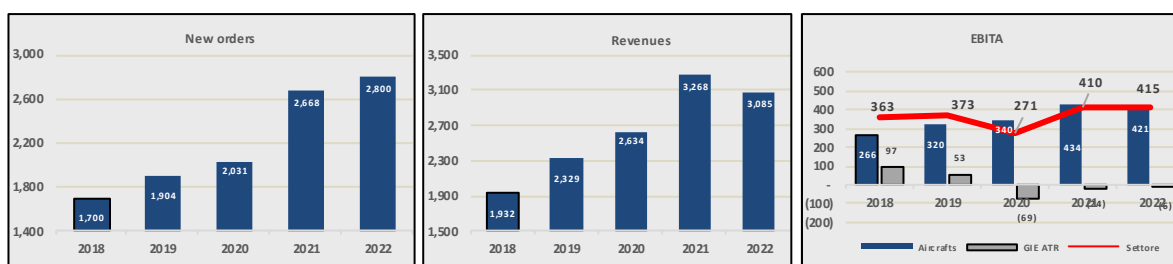
3. AIRCRAFT

The market is divided into two macro-segments, defence and civil, characterized by very different dynamics. As regards the defence segment, there is an increase in demand, in particular for combat aircraft, driven by international tensions and the technological evolution of platforms.

In the field of **military aircraft**, Leonardo confirms itself as a major player, active in all generations of air platforms, from the Typhoon, which remains, with more than 580 units produced and 680 ordered, one of the most appreciated 4+ generation multi-role fighters, to the production part of the 5th-generation F-35A and F-35B multi-role fighters, and to the new 6th-generation fighter, the Global Compact Air Programme (GCAP), previously known as Tempest, which will operate within a "system of systems", on which Leonardo is working together with other industrial partners in the United Kingdom and Japan.

In the field of **regional civil aircraft**, Leonardo strengthens its market leadership in the regional transport segment with the best seller turboprop aircraft ATR, which may further benefit from the main competitor's decision to postpone the implementation of a new platform of similar engines.

Below is the performance of the sector during the last 5 years:



The Sector confirms high profitability with a substantial performance in the military business.

From a production point of view, for the **military programmes** 43 wings and 14 final assemblies were delivered to Lockheed Martin under the F-35 programme (43 wings and 12 final assemblies delivered in 2021), in addition to 4 Typhoon aircraft delivered to Kuwait (additional to the 2 aircraft delivered in 2021).

GIE ATR:

- The consortium is gradually increasing production volumes thanks to the resumption of passenger traffic;

- 25 deliveries were made, down compared to 31 made in 2021, which were facilitated by the stock accumulated during the period of pandemic;
- Improving thanks to improved profitability and the effects of contractual restatements during the year.

Key Performance Indicators for the sector

December 2021	New orders	Revenues	EBITA	ROS %
Aircrafts	2,668	3,268	434	13.3%
GIE ATR	-	-	(24)	n.a.
Total	2,668	3,268	410	12.5%
December 2022	New orders	Revenues	EBITA	ROS %
Aircrafts	2,800	3,085	421	13.6%
GIE ATR	-	-	(6)	n.a.
Total	2,800	3,085	415	13.5%
Change %	New orders	Revenues	EBITA	ROS %
Aircrafts	4.9%	(5.6%)	(3.0%)	0.3 p.p.
GIE ATR	n.a.	n.a.	75.0%	n.a.
Total	4.9%	(5.6%)	1.2%	1.0 p.p.

New Orders: they were slightly higher than in 2021 as a result of the completion of 20 export Typhoon aircraft for Spain, of the C-27J aircraft to the Slovenian MoD within a G-to-G context, the first phase of design of the remotely-piloted aircraft system Euromale and the order for avionics modernization of the C-27J fleet for the Italian Air Force, in addition to other orders for logistic support programmes for the Typhoon aircraft.

Revenues. They showed a slight reduction compared to 2021 due to lower production volumes under the Kuwait programme and postponements on some export orders, which were partially offset by higher volumes on JSF and C-27J programs, in addition to the beginning of activities on Euromale programme.

EBITA. It was on the rise as a result of a higher contribution given by the GIE-ATR consortium. Specifically:

- a high level of profitability was confirmed for the Aircraft Division, which was mainly supported by the international Typhoon programmes;
- the GIE-ATR consortium recorded higher results compared to those of 2021 thanks to the improved profitability and the effects from contractual redefinitions made during the year.

Total market of the sector and 2023 Outlook

Market (*) 2022-2031	CAGR 2022- 2031	Impact on the businesses in which Leonardo operates
Civil €bil. 1,079	6.0%	<u>Civil sector:</u> see the Aerostructures sector.
Defence €bil. 753	7.3%	<u>Defence sector:</u> more than half of the world's demand for military aircraft - manned and unmanned - will be concentrated in the USA, in the Indo-Pacific region and Europe, with combat air systems dominating the market, based on next-generation platforms such as F-35, Tempest/Global Combat Air Programme and Future Combat Air System (FCAS/SCAF). Demand for combat aircraft will grow, as will demand for trainer aircraft, driven by the significant progress towards the sixth generation and the introduction of multi-aircraft systems, which will result in a substantial evolution in flight operations and therefore the need for pilot training.

(*) The "Civil" market includes commercial aircraft, aerostructures and components, net of MRO services. The "Defence" market includes manned and unmanned aircraft, net of logistic support services

In 2023, with reference to the Aircraft business, an increase is expected in acquisitions in the export market of proprietary platforms, confirming the substantial contributions for the F-35 and EFA KW international cooperation programmes. A significant recovery in deliveries is expected for the GIE Consortium.

Research, development and product engineering

In the aeronautics sector, products increasingly evolve towards complex systems that integrate high-tech components and systems and enable their functionality, even within highly integrated and cyber resilient multi-domain environments. The next generation of aeronautical products/systems will need to be able to meet even more stringent requirements in terms of product quality, cost competitiveness and sustainability across the lifecycle.

In fact, R&D activities have also been extended to the implementation of methodologies and the development of technologies that foster a reduction in environmental impact and the application of circular economy logics; this approach has also been implemented at the production sites. The areas that are most investigated are digitalisation, which involves all company processes and the entire product life cycle, electrification for sustainable mobility, autonomy, simulation and innovative materials and production processes. Technological developments and growth in the areas mentioned above are supported through enabling technologies such as Artificial Intelligence (AI) and High Performance Computing (HPC).

Leonardo is committed to actively supporting technological transformation and growth with research investments financed in the civil sector at national (Innovation for Nacelles - I4N) and European (Clean Sky, SESAR 3) level, aimed at producing technologies capable of enabling the development of solutions with reduced environmental impact in line with the principles of the Green Deal, and at developing innovative solutions in the Defence sector by enhancing the opportunities of the European Defence Fund.

R&D investments create value for Leonardo on a wide-ranging basis by providing the expertise and footprint in the technological frontier in order to ensure the competitiveness of current and future products and services. For example, work has been commenced for the development of the Digital Twin (as a research area of Leonardo Labs) for the aircraft that exploits the advanced simulation capabilities of the davinci-1 supercomputer.

Developments in 2022 - Aircraft

Eurofighter Kuwait – 4 aircraft were delivered during the year as part of the order for the supply of Eurofighter Typhoon aircraft to the Kuwait Air Force, with the Aircraft Division acting as prime contractor. The configuration of the EFA Kuwait aircraft is the most advanced ever produced and incorporates a series of additional capabilities and innovations compared to the baseline version, including the new ESCAN electronic scanning Radar manufactured by the Euroradar consortium led by Leonardo UK.

M-346 Light Fighter Family of Aircraft – The first six M-346 aircraft in Light Fighter configuration were delivered to the international launch customer as early as in 2021, which, based on the trainer, integrate mission capabilities such as radar, self-protection suite and a range of operational loads. In 2022 four aircraft in the trainer version (AJT) were delivered to Poland and two to Qatar.

C-27J Next Generation In 2022, work commenced on the development of new versions of C-27J, as well as on a significant avionics upgrade.

Nacelles – Innovation for Nacelles (I4N) is a co-funded project that started in October 2019 and operates on four main lines of research aimed at the application of new acoustic solutions for noise reduction, the qualification and production of components with innovative and fire-proof materials, the implementation of innovative solutions for thrust reversers and highly automated production processes.

M-345 Dual Role – Work commenced on the development of the M-345 Light Fighter aircraft, while enhancing the training functions with the inclusion of an advanced tactical simulation system on board. This development completes the Family of aircraft offered by Leonardo for basic and advanced training, together with the M-346 LFFA versions.

International Flight Training School – Within this context worth noting is the partnership between the Air Force and Leonardo to create an International Flight Training School; during the year the courses in Galatina were completed and work commenced on delivering the first courses to pilots of foreign customers (Germany, Qatar, Singapore and Japan) at the Air Force bases in Decimomannu, at the same time as the completion of related infrastructure.

GCAP (Global Combat Air Programme) – Leonardo is engaged in the development of future technologies, knowledge, capability and know-how for the sixth-generation fighter aircraft, which will operate in the scenarios of 2040 and later. The PC2Lab-T laboratory was set up in Turin to conduct simulations of the 6th generation "system of systems", the first test scenarios, including core platforms and unmanned "adjunct" aircraft, were developed and work commenced on strategic technological developments in Digital Twin mode.

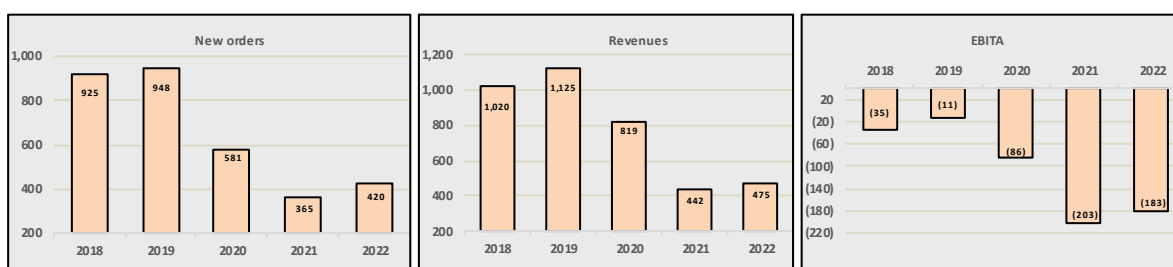
Euromale – In 2022, the Eurodrone programme was launched to develop and produce a European MALE together with France, Germany and Spain.

4. AEROSTRUCTURES

The civil aviation segment is showing signs of recovery, especially on the single-aisle segment, after the sharp fall due to the pandemic that affected the wide-body aircraft segment more than others, which was already undergoing a phase of profound change, driven by the search for increasingly eco-sustainable solutions from a Green Deal perspective.

In the segment of **aerostructures**, Leonardo plays a significant role in the supply of large structural components both in traditional materials (aluminium alloys) and in advanced materials (composites and hybrids), for the commercial aviation programmes of the main world airliner manufacturers (Boeing and Airbus), for 787, 767, A321 and A220 aircraft, respectively, as well as for the production of ATR aircraft.

Below is the performance of the sector during the last 5 years:



The Business Segment shows clear signs of improvement: although the civil aviation market, especially in the wide-body segment, is still characterised by a slow post-pandemic recovery and is penalised by the Russian-Ukrainian conflict, there is a gradual recovery in demand from major customers. There continued to be the same conditions, albeit to a lower extent, at the Grottaglie site working at a lower capacity, due to B787.

From a production point of view, 22 fuselage sections and 13 stabilisers were delivered under the B787 programme (28 fuselages and 16 stabilisers were delivered in 2021) and 24 fuselages were delivered under the ATR programme (15 in 2021).

New Orders: the business segment benefitted from higher orders from customer Airbus for the A220 and A321 programmes, confirming the growth trend reported in recent years. On the other hand, demand under the programmes with customers GIE-ATR and Boeing remained substantially stable.

Revenues. They were on the rise as a result of higher deliveries made to the GIE ATR consortium and to a higher demand under the programmes with customer Airbus.

EBITA: the 2022 figure reflects the improvement in the conditions of production sites working at a lower capacity compared with 2021.

Total market of the sector and 2023 Outlook

Market (*) 2022-2031	CAGR 2022-2031	Impact on the businesses in which Leonardo operates
Civil €bil. 1,079	6.0%	There is increased demand for new civil aircraft compared to the peak period of the pandemic, which also implies increased demand for the supply of both airliner aerostructures and of regional aircraft components. All the aviation programs, primarily Airbus and Boeing, and to a lesser extent those of ATR, were affected by a sharp decline in demand due to Covid-19; estimates indicate a recovery market.

(*) The "Civil" market includes commercial aircraft, aerostructures and components, net of the MRO services.

In 2023, an increase is expected in volumes linked to higher production rates under the Boeing (i.e. B787) and ATR programmes, as is an improvement in profitability due to a reduction in the rate of the main production sites working at a lower capacity.

Research, development and product engineering

The Aerostructures sector paid great attention to the research and innovation projects envisaged under the Sustainability Plan in the aeronautical sector, with particular focus on process improvement and recycling for polymeric materials and epoxy matrix composites reinforced with carbon fiber. New Out-of-Autoclave processes are being studied for the manufacture of these components with reduced energy consumption

that allow the use of easily recyclable technopolymers. As part of sustainable mobility solutions, work has been commenced on studies for the industrialisation and production of platforms structures for the Urban Air Mobility and HAPS (High Altitude Platform Systems) of the HTA (Heavier Than Air) type.

Low-cost and recyclable composite lamination tools have been developed and used for the purpose of reducing non-recurring program start-up costs. In this way, prototype stages become more cost-effective and faster with reduced environmental impacts.

Studies have also been initiated to use the potential of the davinci-1 for real time monitoring of process parameters and part quality, so as to make the process itself stable by avoiding process drifts.

Developments in 2022 - Aerostructures

Engineered Materials and Advanced manufacturing processes

– Work commenced to strengthen and address studies for the development of materials and composites for processes with a high production rate, as well as of materials within the automotive sector. Furthermore, studies were started in the field of manufacturing processes that enable efficiency improvement and a lower environmental impact through the use of robotics and Industry 4.0 solutions.

Thermoplastic Materials – Leonardo has developed processes for the production of technopolymer and standard thermoplastic matrix composite parts using both highly automated and single-step (press-forming) processes under European and Italian funding programmes. It has also started studies of Continuous compression molding processes in order to improve the mechanical performance of the component and launched the R&D campaign of a new thermoplastic material (covered by its own patent), which is capable of being used for in-situ consolidation, a technology that may allow in the future the construction of large and complex structures without the use of autoclaves, with benefits in terms of lower energy consumption.

Integrated Smart Assembly factory - Digital twin solutions for the assembly of large components. Automatic surface generation and shim fabrication using subtractive and additive digital technologies. Automatic installation of connecting parts with quality control of installations, improving cycle times and quality of assemblies.

Injection molding – Polymer and metal injection molding techniques are used to manufacture structural components with greater flexibility and lower energy consumption.

Recyclable Materials - Projects related to recycling and reparability of materials, including, for example, the activities carried out for the reuse and recycling of carboresins. Under collaboration agreements with research institutes, a project has been started, which aims to recover fibers by extracting them from the composite material and removing the thermoset matrix. The fibers recovered in this manner are used in Injection molding processes by adding thermoplastic polymers, which can be reused and recycled countless times.

Artificial Intelligence - Study and application of AI algorithms for surface defect detection, map analysis related to non-destructive testing and defect prevention on laminates. These projects aim to further increase the already high quality of products while improving the operational comfort of inspectors. In fact, AI-based systems assist operators in searching for part defects.

NEMESI – Work continued on the re-industrialisation of the production and redesign line of structural components of ATR aircraft according to Industry 4.0 requirements.

Robots and cobots - Robots and, especially, cobots are used in work environments to assist operators in repetitive and low-added-value operations (e.g., dust extraction and kit making).

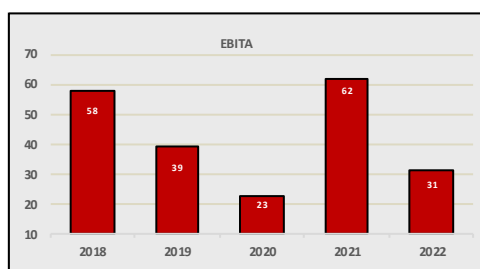
5. SPACE

The sector is of supreme importance, both in the civil and in the defence segment, because it makes it possible to carry out ongoing monitoring of the planet's resources, both natural and artificial, as well as to offer communication and localisation solutions in remote areas, thus ensuring access to basic services for communities and connecting activities and citizens. The market in this sector is divided between upstream (manufacturing of space and ground systems), midstream (manufacturing of launch systems and services, satellite operations services) and downstream (end-user services, including communication, geoinformation, navigation and related infrastructure) activities.

Leonardo is present in this market through the **Space Alliance** with Thales - through its investment in Thales Alenia Space (33%) and Telespazio (67%), with the abovementioned construction of electronic space systems and its investment in Avio (29.63%). Specifically, Telespazio offers a complete series of services in the main operational domains of the space market – from communications to navigation, from Earth observation to space exploration. These services support various tasks from supporting healthcare institutions to logistics, from monitoring vehicle fleets to monitoring critical infrastructure and hazardous sites, from precision agriculture to civil protection, from the prevention of hydrogeological instability and support in caring for architectural sites to monitoring natural resources and pollution. These applications have a key role in everyday life, in the protection and sustainable development of the Planet, as well as in the safety of citizens, readily supporting the Institutions with the capacity to combine big volumes of satellite data and very high resolution images with data from land-based sensors, at sea or in aeroplanes, and with archives and social media.

Furthermore, Leonardo manufactures, through the Electronics Division, essential components of space systems, such as electro-optical payloads for Earth observation and planetary exploration (e.g., COSMO SkyMed, PRISMA, MTG, EarthCare, Rosetta, ExoMars, LISA Pathfinder, BepiColombo), as well as attitude sensors and atomic clocks, which are required for satellite navigation systems (e.g. Galileo).

Below is the performance on the sector during the last 5 years:



The sector underperformed compared to 2021 due to the negative performance of the **manufacturing segment**, which was heavily affected by exogenous factors such as the Russian-Ukrainian crisis, with the recognition of charges for risks associated with contracts to Russia, and the increase in inflation. In 2021 the manufacturing business, in the Italian component, had also benefitted from the significant effects arising from the realignment between the tax and statutory value of goodwill. The business recorded a slightly increasing volume of revenues and a profitability that benefitted from the greater contribution given by the Observation Exploration and Navigation Domain compared to the Telecommunications Domain. The segment of **satellite services** recorded a good performance in 2022 too, in terms of volumes and a sharply increasing result, benefiting from the greater contribution ensured by the Satellite Systems and Operations LoB.

From an operational point of view, 2022 was characterised by the following events in the **manufacturing segment**:

- the launch of Globalstar, Nilesat, Ses 22, CosmoSkymed (CSG-2) satellites, as well as of two Omni Spark 1 and 2 nanosatellites, MTG1-I of Meteosat, GSAT0223 of Galileo constellation and of E10B for Eutelsat;
- the completion and launch of the PCM18 pressurized cargo module of the CYGNUS shuttle for the ISS. In addition, the relevant role of the Italian component of the business in Copernicus is confirmed with the acquisition of the later phases of the European programme.

In 2022 the **services segment** was characterised by the continuation of the provision of services of:

- Operations/Logistics/Networking on the Galileo programme;
- Operations and Logistics on the EGNOS (European Geostationary Navigation Overlay Service) programme;
- Maintenance of Italian institutional programmes, both civil (Italian Space Agency) and military, in operational condition;
- Engineering and operational support services at sites of international and supranational customers (ESA, CNES, Eumetsat) and through foreign subsidiaries;
- Provision of imagery and applications in the field of Earth observation and connectivity services on different bandwidths, for institutional and commercial customers. We must also note the activation of connectivity services for public education in remote areas of Latin America in 2022.

Total market of the sector and 2023 Outlook

Market 2022-2031	CAGR 2022-2031	Impact on the businesses in which Leonardo operates
€bil. 1,521	5.2%	<p><u>Manufacturing</u>: Demand growth driven by developments related to the miniaturisation, standardisation, and digitisation of satellite solutions.</p> <p><u>Services</u>: The increasing competition associated with the advent of NewSpace (private companies established in a sector that was a de facto monopoly of governments) has triggered the need for a statutory pattern of service offerings in the space sector as well, pushing the market towards increasingly higher value-added solutions and/or new business models (HTS/IoT for telecommunications, data from innovative sensors to be combined with traditional optical sensors for Earth observation, and as-a-Service business models for the ground segment).</p>

2023 is expected to be characterised by further growing business volumes supported by a robust backlog, showing a gradual increase. Operating profitability is expected to improve as a result of a recovery in the manufacturing segment. Excellent fundamentals are confirmed for the satellite services segment in Europe and Latin America at operating level, predicting growth in both topline and operating results.

Research, development and product engineering

Space infrastructure and technology are an enabling factor, through new services and applications, for the attainment of each of the 17 Sustainable Development Goals (SDGs) of the 2030 Agenda. The various geo-information applications and services that Leonardo is able to provide, in fact, have a strong environmental and social impact. The fact that there is such a variety of possible applications shows that Space is, and will continue to be, an area of steadily increasing development with a continuous increase in players and services, with civil and military applications, borne witness to by the rapidly growing numbers of private firms

operating in all segments of space and which also develop launching or transport technologies that were the prerogative of governments for years; these newcomers are now starting to show that they have greater and greater business potential, while governments and space agencies increasingly focus their attention on exploration and the possible exploitation of extraplanetary resources, taking into high consideration the protection of space assets that will contribute thereto.

Solutions that add satellite navigation to hybrid satellite communications and geoinformation and HPC, which, in the near future, will also enable 5G technology and related protocols to be included transparently, are confirmed to be the main elements of projects related to the understanding of climate change and definition of decision support tools for space exploration, for agro-food policies, and especially in emergency management. In addition, quantum communication technologies will be critical in the future to improve the protection of critical infrastructure and ultimately the population, thus helping to improve the security of production activities and human settlements.

Developments in 2022 – Space

Moonlight – This is ESA's initiative for the creation of Lunar Communications and Navigation Services (LCNS) and the related infrastructures to support commercial and institutional missions for the exploration of the Earth's satellite, while fostering the development of a true Lunar Economy. The project, which is coordinated by Telespazio and started in 2021, aims, through a system of terrestrial stations and a network of satellites that are coordinated by the Fucino's Space Center, to provide communication and navigation services to all user missions in the cislunar domain; this will decrease the complexity and cost of various conventional sensors and communication systems to Earth by making navigation signals available to guide orbiters and landers/rovers and support communications of future human and robotic exploration missions in proximity. As the coordinator of a large European consortium, Telespazio S.p.A. in 2022 successfully completed the ESA Phase A/B1 feasibility study for: the definition of the Moonlight Mission and Service (LCNS) Operational Concept, the specification of mission, system, space segment, ground, and user terminal requirements, the definition of the preliminary design development plan for the communication and navigation service infrastructure in the cislunar environment.

Quantum Communication - EuroQCI (European Quantum Communication Infrastructure) is a European Commission project that aims to build an integrated terrestrial-satellite communication network based on quantum technology. The intended application is "quantum key distribution," one of the first uses of which is the construction of the security infrastructure for the communications of the 27 Member States through the new Iris satellite constellation planned by the European Commission. In this context, Telespazio participated in the preliminary design phases of both the EuroQCI programme and its space component, which is managed by ESA under the parallel SAGA (Satellite Advanced Global Architecture) programme. The future goal is to contribute to the realization of the infrastructure and the definition of the service, so that it can then bid for its management and operations of the space component by exploiting the potential of its own space centers.

Satellites in Agriculture – AGEA (the Italian agricultural payments agency) and e-GEOS have developed an automated and continuous process that uses data from ESA's Sentinel satellite constellation, along with other sources, to verify the correctness of the commitments of individual farmers in relation to the subsidies provided by the CAP (Common Agricultural Policy), which are also linked to the type of crops for which there are both market and environmental sustainability requirements. In 2022 the control was carried out on more than half of the Italian provincial districts. The spatial screening is making more and more available new data and indicators, essential to implement agri-environmental, forestry and management policies, in line with the mitigation of the impact of climate change.

Space Domain Awareness – These activities are aimed at protecting critical space assets from intentional and unintentional threats and managing the growing number of orbiting objects. During 2022, Telespazio participated in major R&D programmes on the topic such as, for example, Integral and Spaceways. The former aims to define a command and control system for European Defences for space awareness work, while the latter focuses on civilian aspects of space traffic management. In addition, as part of its product policy, Telespazio has been advancing the developments of a digital platform, based on advanced algorithms and technologies that enable the fusion of data from different sources and the delivery of Space Traffic Management, Space Intelligence and Space Weather services in an integrated environment that leverages the most advanced Artificial Intelligence/Machine Learning technologies and use of neural networks.

"NON-GAAP" ALTERNATIVE PERFORMANCE INDICATORS

Leonardo's Management assesses the Group's performance and that of its business segments based on a number of indicators that are not envisaged by the IFRSs. Specifically, EBITA is used as the primary indicator of profitability, since it allows us to analyse the Group's marginality by eliminating the impacts of the volatility associated with non-recurring, extraordinary items or items unrelated to ordinary operations.

As required by CONSOB Communication no. 0092543 of 3 December 2015 in adopting the ESMA 2015/1415 guidelines on alternative performance indicators, below is a description of the components of each of these indicators:

- **New orders:** this includes contracts entered into with customers during the period that have commercial substance and represent an obligation for both parties to fulfil the contract.
- **Order backlog:** this figure is the sum of the order backlog for the preceding period and new orders, less revenues during the reference period.
- **EBITDA:** this is given by EBITA, as defined below, before amortisation (excluding amortisation of intangible assets from business combinations), depreciation and impairment losses (net of those relating to goodwill or classified among "non-recurring costs").
- **EBITA:** it is arrived at by eliminating from EBIT, as defined below, the following items:
 - any impairment in goodwill;
 - amortisation and impairment, if any, of the portion of the purchase price allocated to intangible assets as part of business combinations, as required by IFRS 3;
 - restructuring costs that are a part of defined and significant plans. This item includes personnel costs as well as any and all other costs deriving from the reorganisation (e.g. impairment of assets, costs for the closure of sites, relocation costs, etc.);
 - other non-recurring or unusual costs or income, i.e. connected to particularly significant or exceptional events that are not related to the ordinary performance of the business. The item includes charges incurred during M&A transactions, charges linked to disposed businesses and/or products and systems, and the recognition of losses on contracts that have become onerous as a result of non-operating events.

EBITA is then used to calculate return on sales (ROS) and return on investment (ROI).

A reconciliation of Income before tax and financial expense, EBIT and EBITA is shown below (the reconciliation by segment is reported in Note 8):

<i>(€ millions)</i>	2021	2022
Income before tax and financial expenses	787	829
Equity-accounted strategic investments	124	132
EBIT	911	961
Amortisation of intangible assets acquired as part of business combinations	22	24
Restructuring costs	89	119
Non-recurring income	101	114
EBITA	1,123	1,218

Non-recurring costs for the period mainly reflected the write-down of the exposure to the countries involved in the conflict existing between Russia and Ukraine (€mil. 36) and the transaction costs related to the completion of the acquisition of RADA and subsequent listing of Leonardo DRS (€mil. 31). Furthermore, they mainly included, in the comparative period, costs incurred to be in line with the

instructions given by the government on Covid-19 to support the governmental functions in managing the emergency, and costs incurred following the settlement of the Indian case.

Restructuring costs relate to estimated charges in connection with the aforementioned Fornero Act. With reference to the period under comparison, they were associated with the agreements governing the early retirement of the Aerostructures division's workforce on a voluntary basis.

- **Return on Sales (ROS):** this is calculated as the ratio of EBITA to revenue.
- **EBIT:** this is obtained by adding to Income before tax and financial expenses (defined as earnings before "financial income and expense", "share of profits (losses) of equity-accounted investees", "income taxes" and "Profit (loss) from discontinued operations") the Group's share of profit in the results of its strategic investees (MBDA, GIE ATR, TAS, Telespazio and Hensoldt), reported in the "share of profits (losses) of equity-accounted investees". The indicator only included the Group's share of the results achieved by the strategic Joint Ventures (MBDA, GIE ATR, TAS and Telespazio) until the financial statements at 31 December 2021.
- **Net result before extraordinary transactions:** this is the Net Result before the result from discontinued operations and the effects of the extraordinary transactions (key acquisitions and disposals). Below is the reconciliation:

<i>(€ millions)</i>	2021	2022
Net result	587	932
Effect on extraordinary transactions	-	(235)
Net result before extraordinary transactions	587	697

- **Group Net Debt:** this includes cash, financial receivables and current securities, net of (current and non-current) loans and borrowings and of the fair value of foreign exchange derivatives covering financial debt items, as well as the main non-current receivables. The reconciliation with the net financial position required by the CONSOB communication no. DEM/6064293 of 28 July 2006 and updated in accordance with the ESMA guidelines 32-382-1138 of 4 March 2021 as implemented in the CONSOB warning notice no. 5/21 of 29 April 2021 is reported in Note 21 of consolidated financial statements.
- **Free Operating Cash-Flow (FOCF):** this is the sum of the cash flows generated by (used in) operating activities (excluding the changes in the Group Net Debt), the cash flows generated by (used in) ordinary investing activities (investment and divestment of intangible assets, property, plant and equipment, and equity investments, net of cash flows from the purchase or sale of equity investments that, due to their nature or significance, are considered "strategic investments") and dividends received. The calculation of FOCF is presented in the reclassified statement of cash flows shown in the section "Group results and financial position".
- **Return on Investments (ROI):** this is calculated as the ratio of EBITA to the average net capital invested in the two comparative periods.
- **Funds From Operations (FFO):** this is cash flow generated by (used in) operating activities net of changes in working capital and the repayment of debts under Law 808/1985, included within "Cash flow from ordinary investing activities" in the reclassified statement of cash flows. The FFO also includes dividends received.

Report on Operation at 31 December 2022

- **Return on Equity (ROE):** this is calculated as the ratio of the net result before extraordinary transactions for the financial period to the average value of equity in the two comparative periods.
- **Net interest:** this is calculated as the sum of the items “Interest”, “Premiums (paid) received on IRSs” and “Commissions on borrowings” (see the Note on “Financial income and expense” of the consolidated financial statements).

Below are also provided the reconciliation statements between the items in the reclassified tables reported in the Report on Operations and the accounting statements shown in the notes to consolidated financial statements:

	Scheme	PPA amortis.	Restruct. and non recurring costs	strategic JVs	Onerous contracts (losses at completion)	Extraord. transactions.	Reclassified scheme
Revenues	14,713						14,713
Purchase and personnel expenses	(13,154)		161		17		(12,976)
Other net operating income/(expenses)	(103)		14		(17)		(106)
Equity-accounted strategic investments				132			132
Amortisation, depreciation and write-offs	(627)	24	58				(545)
EBITA							1,218
Non-recurring income/(expenses)			(114)				(114)
Restructuring costs			(119)				(119)
Amortisation of intangible assets acquired as part of business combinations		(24)					(24)
EBIT							961
Net financial income/(expenses)	154			(132)		(235)	(213)
Income taxes	(51)						(51)
Net result before extraordinary transactions							697
Net result related to discontinued operations and extraordinary transactions	-					235	235
Net result	932						932

	Scheme	Financial receivables and cash	Financial payables	Hedging derivatives on debt items	Reclassified scheme
Non-current assets	13,943				13,943
Non-current liabilities	(5,705)		3,531		(2,174)
Capital assets					11,769
Current assets	14,602	(1,616)		(1)	12,985
Current liabilities	(15,166)		1,082	20	(14,064)
Net working capital					(1,079)
Total equity	7,699				7,699
Group Net Debt		(1,616)	4,613	19	3,016
Net (assets)/liabilities held for sale		(25)			(25)

Report on Operation at 31 December 2022

	Scheme	Dividends received	Cash out from Law no. 808/85 payables	Strategic investments	Reclassified scheme
Cash flows generated (used) from operating activities	1,152			11	1,163
Dividends received		133			133
Investments in property, plant and equipment and intangible assets	(762)				
Sales of property, plant and equipment and intangible assets	16				
Cash flows from ordinary investing activities	(746)			(11)	(757)
Free Operating Cash Flow (FOCF)					539
Strategic transactions				(172)	(172)
Other investing activities	(45)	(133)		172	(6)
Cash flows generated (used) from investing activities	(791)				
Bond redemption	(841)				
BEI Loan and Term Loan repayment	(547)				
Net change in other borrowings	66				
Net change in borrowings	(1,322)				(1,322)
Dividends paid	(80)				(80)
Cash flows generated (used) from financing activities	(1,402)				
Net increase (decrease) in cash and cash equivalents	(1,041)				(1,041)
Exchange rate differences and other changes	73				73
Cash and cash equivalents at 1 January	2,479				2,479
Cash and cash equivalents at 31 December	1,511	-	-		1,511

INDUSTRIAL AND FINANCIAL TRANSACTIONS

Industrial transactions. The major industrial transactions that took place in 2022 are described below:

- **Acquisition of the stake in Hensoldt AG.** On 3 January 2022 there was the completion of the acquisition from Square Lux Holding II S.à r.l., a company controlled by funds advised by Kohlberg Kravis & Roberts & Co. L.P., concerning a 25.1% stake in Hensoldt AG, which is the leading German player in the field of sensor solutions for defence and security applications, with an ever-expanding portfolio in sensors, data management and robotics, at a price of €mil. 606 (excluding transaction costs). The transaction is an important step towards achieving the strategic objective of acquiring a leading position in the European Defense Electronics market, as defined in the “Be Tomorrow – Leonardo 2030” Plan, and reflects Leonardo’s determination to play a leading role in the ongoing consolidation process, also with a view to future cooperation programmes at continental level;
- **National Strategic Hub for the Cloud.** On 11 July 2022, following the exercise of the pre-emption right, in compliance with the applicable legislation and the tender documentation, the partnership composed of TIM, Leonardo, Cassa Depositi e Prestiti (CDP, through the subsidiary CDP Equity) and Sogei, was notified of the award of the tender for the design, creation and management of the *Polo Strategico Nazionale* (PSN) [National Strategic Hub - NSH] infrastructure to supply cloud services for the Public Administration. On 4 August, a company was set up between the members of the partnership in the form of an Italian law stock company, with a view to ensuring the highest possible level of data efficiency, security and reliability to support the Public Administration. On 24 August, the company PSN signed the Convention with the Department for Digital Transformation of the Presidency of the Council of Ministers for the assignment of the infrastructure under a 13-year concession;
- **Sale of Global Enterprise Solutions (GES).** On 22 March 2022 the US subsidiary Leonardo DRS signed a binding agreement to sell its Global Enterprise Solutions (GES) business to SES S.A. for USDmil. 450, gross of taxes. GES is the largest provider of commercial satellite communications for the US government and offers mission-critical communications and global-class security solutions. The closing of the transaction occurred on 1 August 2022;
- **Sale of equity investment in JV Advanced Acoustic Concepts (AAC).** On 26 April 2022 the US subsidiary Leonardo DRS signed an agreement to sell its investment in the Advanced Acoustic Concepts (AAC) Joint Venture to TDSI, a subsidiary of the French company Thales, thus marking a further step in the process of refocusing DRS’ business portfolio. The US company AAC is active in the sector of advanced sonar, training and knowledge management systems. The company works with the US Navy as a contractor in the US sector, providing innovative systems and solutions in the underwater sensor domain. The closing of the transaction occurred on 27 July 2022;
- **Acquisition of RADA and listing of Leonardo DRS.** On 29 November 2022 Leonardo announced the completion of the merger between the US subsidiary Leonardo DRS, Inc. (“Leonardo DRS”) and the Israeli company RADA Electronic Industries Ltd. (“RADA”), listed on NASDAQ and the Tel Aviv Stock Exchange (“TASE”), with a market capitalisation that fluctuated between USDmil. 500 and USDmil. 600 million during the year. RADA is active in the business of short-range, low-cost tactical defence radars, particularly suitable for land-based Short Range Air Defense and Counter-UAV applications. RADA’s products constitute a strategic expansion of DRS and the Leonardo Group’s portfolio by completing the offering of sensors on board land vehicles and have different functional and configuration features from the radars that are currently in the portfolio of the Electronics division of Leonardo and of Hensoldt, thus making them complementary in an integrated offering

perspective. This transaction also enables Leonardo to establish a concrete footprint in Israel, in line with its objective of international expansion. Through this operation, RADA has lost its status as a listed company and has become a wholly owned subsidiary of DRS, which has then been listed on the stock exchange. Leonardo continues to hold an 80.5% stake (fully diluted) in Leonardo DRS, through the US subsidiary Leonardo US Holding, while the remaining 19.5% is in the hands of the present shareholders of RADA. The shares of Leonardo DRS were listed on NASDAQ and the Tel Aviv Stock Exchange with the symbol "DRS" as from the start of trading operations on NASDAQ on 29 November 2022 and on the TASE on 30 November 2022;

- **Transfer of the ATM business unit on the part of Selex ES, Inc.** On 7 November 2022 Leonardo signed an agreement to transfer the air navigation radio aid (ATM or Air Traffic Management) business of Selex ES Inc., a US wholly-owned subsidiary, to Indra Air Traffic, Inc., which is wholly owned by the Spanish company Indra Sistemas S.A. The ATM business operations of Selex ES Inc. pertain to the operational perimeter of the Electronics Division within the broader Air Traffic Management business but are a stand-alone business with no intercompany synergies. The closing of the transaction is expected to take place in the first semester of 2023.

On 8 February 2022 Leonardo interrupted the process of selecting a partner for the automation business, as none of the parties that had expressed interest could guarantee the requirements of a long-term vision and an adequate investment plan that Leonardo had always considered to be essential elements. Leonardo is completing the analysis process to identify targeted actions on processes, organisation and governance in order to better face the reference market.

The process of merging the operations carried out by Leonardo in the US into a single legal entity was also initiated during 2022. The project, which will see its completion in the course of 2023, provides for two companies - Leonardo DRS and Leonardo US Corporation – to report to Leonardo US Holding, which will directly or indirectly hold all the U.S. companies, except for Leonardo US Electronics, which for the time being will remain directly invested in by Leonardo UK. In this context, the following transactions were completed during 2022:

- Leonardo US Corporation was set up;
- Leonardo S.p.A. transferred 50% of its investment in Leonardo US Holding to Leonardo International;
- Leonardo US Holding contributed its investment in Leonardo US Aircraft to Leonardo US Corporation;
- Leonardo S.p.A. contributed its investment in AgustaWestland Philadelphia Corporation to Leonardo US Holding. The investment was then subsequently transferred by Leonardo US Holding to Leonardo US Corporation.

Finally, it should be noted that in December 2022 – in implementing a protocol of intent signed with the national trade unions on early retirements under Article 4 of Law 92/2012 (Fornero Act) - an agreement was executed, which involved up to a maximum of no. 400 employees in the Corporate and Staff functions of Leonardo S.p.A., Leonardo Global Solutions and Leonardo Logistics for whom the requirements will be met for retirement by 30 November 2028, with exits planned in the two-year period from 2023 to 2024, together with the definition of the terms and conditions for joining the scheme. A similar agreement was signed with the union representatives of the executive staff, up to a maximum of 45 managers. In February 2023, the collection of expressions of interest was completed. By the end of April 2023, the Italian Social Security Institute [INPS] will verify whether requirements are met for the staff members who expressed their interest

to benefit from early retirement benefits. The charges resulting from this manoeuvre have been preliminarily set at €mil. 100.

Financial transactions. During the 2022 financial year Leonardo completed the following capital market transactions:

- in January Leonardo repaid the remaining nominal amount of €mil. 556 of the bond issued in December 2009, which had reached its natural expiry;
- in November Leonardo entered into a Sustainability-linked loan agreement with the European Investment Bank (EIB) for an amount of €mil. 260, in line with the sustainability strategy it pursued, aimed at supporting some investment projects envisaged in the Group's industrial plan. The loan will have a term of 12 years and a four-year pre-amortisation period and provides for a margin adjustment based on Leonardo's achievement of certain indicators (KPIs) linked to the ESG goals of which: the first one related to the reduction of CO2 emissions through eco-efficiency of industrial processes and the second one related to the achievement of ESG-linked technology targets (increase in per capita computing power of Leonardo as a key enabler and booster in research, numerical simulation, big data analytics and artificial intelligence). The achievement of ESG-linked targets will trigger an adjustment to the margin applied to the credit facility;
- in December Leonardo proceeded with the early repayment of the Term Loan of €mil. 500 entered into in 2018 and expiring in November 2023;
- in November the subsidiary Leonardo DRS completed the merger with the Israeli company RADA listed on the New York and Tel Aviv stock exchanges with consequent provision of an independent capital structure, as provided for listed companies in the United States. For this purpose, the company signed a loan agreement for a total of USDmil. 500 (including an amount of USDmil. 275 in the form of a Revolving Credit Facility and an amount of USDmil. 225 in the form of a Term Loan, with a term of 5 years) with a pool of international banks. The partial utilisation of the aforesaid lines allowed DRS to pay off the loans existing with the parent company Leonardo US Holding LLC in December;
- with abovementioned proceeds, Leonardo US Holding LLC proceeded, again in December, with the full early repayment of the remaining amount of its bonds due 2039 and 2040, with a total nominal value of USDmil. 305; the transaction was carried out by using the make-whole clause provided for in the documentation of the loans themselves.

In August Leonardo endorsed a framework Programme for the issuance of Commercial Papers on the European market (Multi-Currency Commercial Paper Programme), for a maximum amount of €bil. 1, which was entirely unused at the date of this report.

Moreover, in June the EMTN (Euro Medium Term Note) programme was renewed for further 12 months, which regulates possible bond issues on the European market for a maximum nominal value of €bil. 4. At the date of this report, the Programme is used for a total of €bil. 1.6.

The Group's issues are governed by rules with standard legal clauses for these types of corporate transactions on institutional markets that do not require any undertaking with regard to compliance with specific financial parameters (financial covenants), but they do require negative pledge and cross-default clauses. Based on negative pledge clauses, Group issuers, Leonardo and their "Material Subsidiaries" (companies in which Leonardo owns more than 50% of the share capital and the gross revenues and total assets of which

represent at least 10% of consolidated gross revenues and total assets) are expressly prohibited from pledging collateral security or other obligations to secure their debt in the form of bonds or listed financial instruments or financial instruments that qualify for listing, unless these guarantees are extended to all bondholders. Exceptions to this prohibition are securitisation and, as from July 2006, the establishment of assets for the use indicated in Article 2447-bis et seq. of the Italian Civil Code. On the contrary, the cross-default clauses give the bondholders the right to request early redemption of the bonds in their possession in the event of default by the Group issuers and/or Leonardo and/or any “Material Subsidiary” that results in a failure to make payment beyond pre-set limits.

On the other hand, it should be noted that financial covenants are included both in the ESG-linked Revolving Credit Facility and in the ESG-linked Term Loan, which were signed in 2021 and which require Leonardo to comply with two Financial ratios (the ratio of Group net debt - excluding payables to the joint ventures MBDA and Thales Alenia Space and lease liabilities /EBITDA, including amortisation of the right of use assets, must be no higher than 3.75 and the ratio of EBITDA, including amortisation of the right of use assets / Net interest must be no lower than 3.25), tested annually based on consolidated data, which were largely complied with at 31 December 2022. These covenants are included in the loan agreement with CDP of €mil. 100, as well as to all EIB loans in place (they were used for a total amount of €mil. 500 at 31 December 2022). In relation to this Annual Financial Report, there was full compliance with the financial covenants (the two ratios are 1.0 and 16.1, respectively).

Financial covenants, in line with U.S. standard practices, are also provided for in bank loans granted in favour of Leonardo DRS, as mentioned above. Also such financial ratios (Net debt / adj. EBITA no higher than 3.75 and adj. EBITA /Net interest no lower than 3.0, to be determined based on the data obtainable from the US GAAP financial statements of the LDO DRS Group) were met in relation to this Annual Financial Report.

In addition, there are margin adjustment clauses based on the achievement of certain indicators (KPIs) related to ESG objectives under ESG-linked financing agreements recently entered into by Leonardo.

Outstanding bond issues are given a medium/long-term financial credit rating by the international rating agencies: Moody’s Investors Service (Moody’s), Standard & Poor’s and Fitch. In view of the operational performance Leonardo recorded over the past two years, the favourable conditions in its industry, and the improvement in credit metrics they had estimated over the next 12 to 18 months, the agencies upgraded Leonardo’s outlook in 2022. At the date of presentation of this report, Leonardo’s credit ratings (compared to the preceding position) were as follows:

Agency	Last update	Previous		Updated	
		Credit Rating	Outlook	Credit Rating	Outlook
Moody's	July 2022	Ba1	stable	Ba1	positive
Standard&Poor's	May 2022	BB+	stable	BB+	positive
Fitch	January 2022	BBB-	negative	BBB-	stable

With regard to the impact of positive or negative changes in Leonardo’s credit ratings, there are no default clauses linked to the credit ratings. The only possible effects deriving from further changes, if any, to the credit ratings refer to higher or lower finance costs on certain payables of the Group. Finally, for the sake of completeness, it should be noted that the Funding Agreement between MBDA and its shareholders provides,

among other things, that any downgrade of the rating assigned to the shareholders will result in a gradual increase in interest rates. Additionally, under a pre-set rating limit (for at least two out of three rating agencies: BB- from Standards & Poor's, BB- from Fitch and Ba3 from Moody's) MBDA is entitled to determine the applicable margin each time. Finally, the agreement provides for rating limits the achievement of which allows MBDA to request the issue of a bank guarantee from its shareholders.

OTHER INFORMATION

- ✓ **OTHER PERFORMANCE INDICATORS**
- ✓ **RELATED PARTY TRANSACTIONS**
- ✓ **CONSOB – MARKET REGULATION NO. 20249/2017, ART. 15**
- ✓ **INFORMATION PURSUANT TO ARTICLES 70 AND 71 OF ISSUERS' REGULATIONS**

OTHER PERFORMANCE INDICATORS

	2021	2022	Change
FFO	1,448	1,535	6.0%
ROE	10.0%	9.8%	(0.2) p.p.
Net Interest	(138)	(104)	24.6%

For the definition of indices, reference should be made to the paragraph on “NON-GAAP Alternative Performance Indicators”.

RELATED-PARTY TRANSACTIONS

In 2010 Leonardo adopted a specific “Procedure for Related Parties Transactions” (hereinafter referred to as the “Procedure”), which was mostly recently updated in March 2022 pursuant to CONSOB Regulation no. 17221 of 12 March 2010, as amended and supplemented, containing provisions on “related party transactions” (hereinafter referred to as the “Regulation”), as well as in implementation of Article 2391-*bis* of the Italian Civil Code. The abovementioned Procedure is available on the Company’s website (www.leonardo.com, under Corporate Governance section, “Related Parties” area”).

Pursuant to Article 5.8 of the Regulation, during 2022 the following transactions of greater importance, as defined by Article 4.1.a of the Regulation and identified by the abovementioned Procedure pursuant to Annex 3 attached to the Regulation, were carried out:

Parties to the transaction		Nature of relationship with related parties	Object of the transaction	Consideration for the transaction
Leonardo S.p.A.	Leonardo International S.p.A.	Subsidiary (100%)	50% sale of investee Leonardo US Holding from LDO to LDO International	€mil. 1,735
Leonardo S.p.A.	PZL Swidnik	Subsidiary (100%)	Supply contract	€mil. 1,196
Leonardo S.p.A.- Electronics Division	IVECO – Oto Melara scarl	Associated company (50%)	Supply contract	€mil. 401

Insofar as they were carried out with subsidiaries and associates, the aforesaid transactions benefited from the exemption provided for in Article 14.2 of the Regulation, as well as in Article 11.2(e) of the aforementioned Procedure.

Finally, it should be noted that these transactions did not have a material impact on the consolidated results for the year and that no changes or developments took place in relation to the related-party transactions described in the 2021 Report on Operations.

CONSOB MARKET REGULATION NO. 20249/2017, ARTICLE 15

In accordance with CONSOB provisions contained in the Market Regulation adopted by CONSOB Resolution no. 20249 of 28 December 2017 and subsequently updated by the latest amendments made by Resolution no. 21624028 of 103 September December 20192020, Leonardo S.p.a. performed the verifications on the Group subsidiaries that were incorporated and are governed under the laws of non-EU Member States and that, as a result, were deemed “material” based on the requirements under Article 151 of the Issuers’ Regulations adopted with CONSOB Resolution no. 11971 of 14 May 1999, as amended by CONSOB Resolution no. 2214421639 21016 of 24 22 July December 20192021. As regards the non-EU foreign subsidiaries (Leonardo DRS Inc., Leonardo US Holding Llc., AgustaWestland Philadelphia Co., Leonardo UK Ltd) identified based on the above regulations and in compliance with the provisions of local laws, these verifications revealed that the administrative and accounting system, which oversees the preparation of Financial Reports, falls within the scope of a control environment that is effectively operating and substantially suitable to the requirements envisaged in said Article 15. Therefore, it is not necessary to prepare an adaptation plan pursuant to the abovementioned article.

INFORMATION PURSUANT TO ARTICLES 70 AND 71 OF ISSUERS’ REGULATIONS

By resolution of the Board of Directors on 23 January 2013, the Company adopted the simplification regime under Articles 70/8 and 71/1-*bis* of the Issuers’ Regulations, adopted with CONSOB Resolution no. 11971/1999, as subsequently amended and supplemented. By this resolution, the Company chose the option to make exceptions to the obligation to issue the documents required by the law when transactions of greater importance (such as mergers, spin-offs, capital increases by means of the contribution of assets in kind, acquisitions or disposals) occur.

PART 2 – CONSOLIDATED NON-FINANCIAL STATEMENT (NFS)




GOVERNANCE



- ✓ CORPORATE GOVERNANCE
- ✓ RESPONSIBLE BUSINESS CONDUCT
- ✓ RISK MANAGEMENT
- ✓ STAKEHOLDER ENGAGEMENT

Leonardo’s corporate governance is aimed at protecting and maximising the long-term value of the Company for the pursuit of sustainable success, via the optimal management of resources with respect to strategic objectives, effective company risk control, utmost market transparency and integrity of decision-making processes, in the interest of all stakeholders.

<u>Priority topics</u>	<u>SDG</u>	
<ul style="list-style-type: none"> > Responsible business conduct > Business continuity > Sound corporate governance > Cybersecurity and data protection 		
<u>Objectives</u>	<u>Progress</u>	<u>Target year</u>
<ul style="list-style-type: none"> > Extending Trade Compliance Directive to the Group > Expanding the business compliance training to other types of third parties (distributors/resellers), making it a mandatory prerequisite for the completion of the engagement > Renewal/maintenance of ISO 37001:2016 Anti-Bribery Management System certification 	<ul style="list-style-type: none"> ✔ ✔ 🔄 	<ul style="list-style-type: none"> 2022 2022 2023

✔ Objective achieved 🔄 On track

Impact indicators

42% of women sitting on the Board of Directors
40% on the Board of Statutory Auditors

20% of long-term variable remuneration and
10% of short-term variable remuneration linked to **ESG objectives**

55% of total financing sources linked to ESG parameters, for a total of € 3.26 billion

Leonardo’s first Investor Day dedicated to ESG topics

In June 2022 Leonardo organised the first Investor Day devoted entirely to ESG topics, further demonstrating the relevance of these issues within the Business Plan. During the event, which was opened by the Chairman and the chairs of the Sustainability and Innovation Committee and the Control and Risks Committee, the Chief Executive Officer and top managers analysed, across the board, the impact of sustainability issues on the business while describing their role in supporting long-term growth, competitiveness, and profitability, and how Leonardo contributes to progress and safety in a responsible and innovative manner. Specifically, the speakers illustrated how ESG priorities are key to achieving commercial and industrial objectives, operating in compliance with all regulations and in every geographical area, working with customers to meet and anticipate their needs, investing in innovation and new technology to seize business opportunities, and strengthening human capital and skills needed for the future.

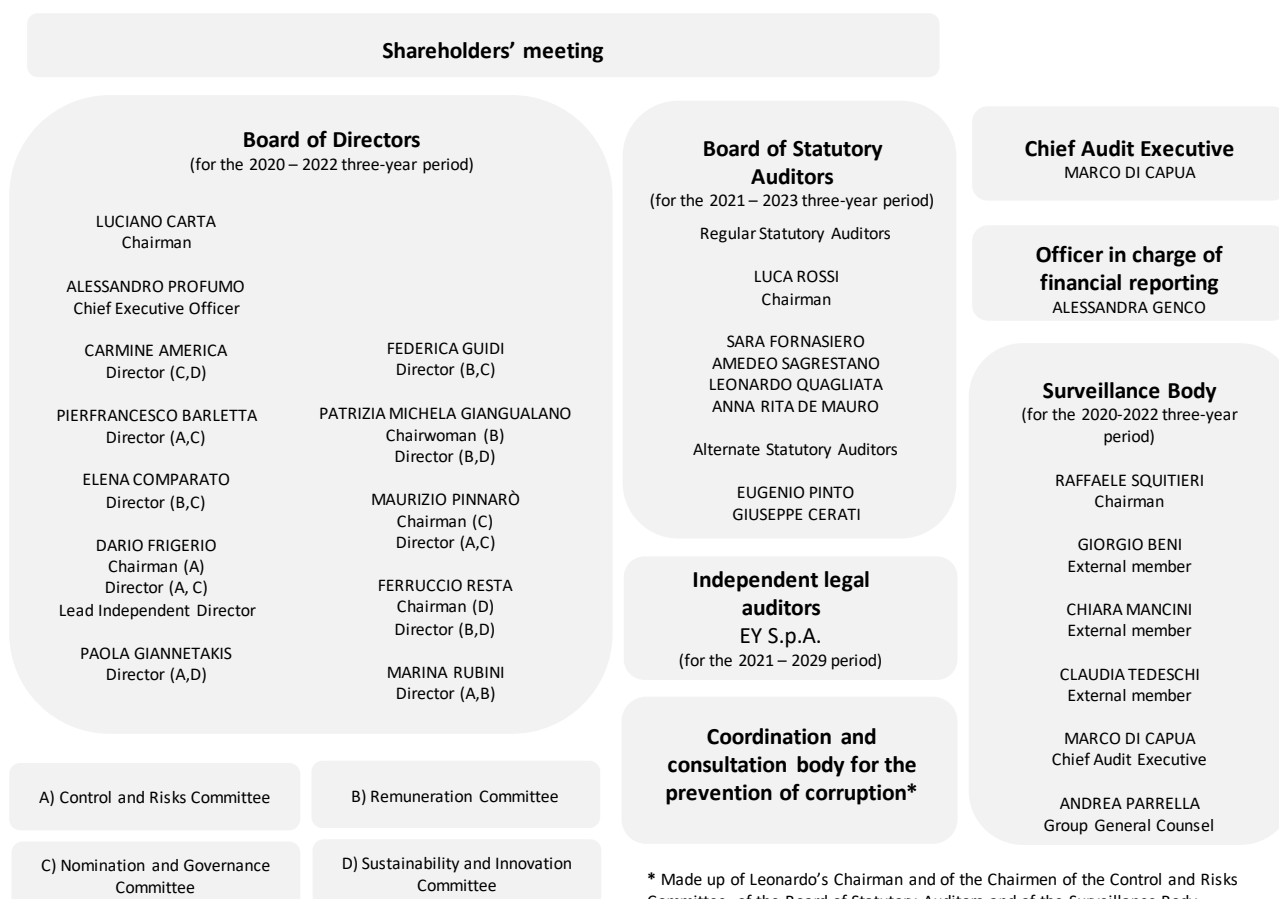
CORPORATE GOVERNANCE

Leonardo's corporate governance model, based on a traditional organisational structure, complies with the Corporate Governance Code (approved by the Corporate Governance Committee and promoted by, among others, the Italian Stock Exchange) which is adhered to by the Company and with the international best practices.

As part of this model, the Board of Directors (BoD) is the main body entrusted with the power to define business strategy and structures in coherence with the Company's management and control activities. During its term, the BoD may draw on support from the Board internal committees that make proposals and provide advice.

The current BoD was appointed by the Shareholders' Meeting held on 20 May 2020 for the three-year period from 2020 to 2022, in compliance with the criteria for gender, age, skills and experience balance set in the policies on diversity. Following its appointment, the Board set up four committees from among its members, with functions in the areas of Control and Risks, Remuneration, Nomination and Governance, Sustainability and Innovation.

Corporate governance model



Features of the BoD²⁹

	Leonardo	Average FTSE-MIB³⁰
Number of Directors	12	12
Number of Directors appointed by minority shareholders	4	2
Number of independent Directors	9	8
Number of women Directors	5	5
Average age	56	58
Average tenure (years)	4	5
Meetings held in 2022	12	15
Attendance rate (%)	99	97
Meetings held by independent Directors	1	1

Board committees

) Control and Risks) Remuneration	c) Nomination and Governance	d) Sustainability and Innovation
Directors: 5	Directors: 5	Directors: 6	Directors: 4
% independent: 100%	% independent: 80%	% independent: 83%	% independent: 100%
Meetings held in 2022: 14	Meetings held in 2022: 7	Meetings held in 2022: 8	Meetings held in 2022: 7
Attendance rate: 97%	Attendance rate: 91%	Attendance rate: 96%	Attendance rate: 100%

BoD Skills and Experiences

Knowledge of Leonardo's businesses, industry scenarios and strategies	100%
Interpretation of management data and balance sheet of complex industrial realities	100%
Authority and standing-up	100%
Finance, business management and extraordinary operations	100%
Business judgment and analytical and decision-making skills	100%
Strategic planning and assessment	92%
Geopolitics and governmental and institutional relations	92%
Experience with innovation and advanced technologies	92%
Digital IT and cyber security	92%
CSR and ESG	92%
HR and organizational transformation	92%
Experience in business and international multinational companies	83%
Risk oversight/management	83%
Legal and international contracts	83%
Top management positions in comparable listed companies	58%

Leonardo has adopted an engagement policy aimed at promoting and regulating opportunities to meet and discuss with financial stakeholders ("Engagement Policy for managing the dialogue with the general public of shareholders and other stakeholders"). The scope of the policy includes the requests for direct interaction with the Company that are submitted by financial stakeholders on issues concerning the economic and

²⁹ The indicators are related to the BoD appointed on 20 May 2020. The attendance rate is calculated as the number of events attended/ number of meetings convened. The source of the FTSE MIB data is the 2021 Notes and Studies publication of Assonime on the application of the Corporate Governance Code in Italy.

³⁰ Year 2021.

financial results and outlook, the Industrial and Strategic Plan, corporate governance, social and environmental sustainability, the remuneration policy for directors and managers with strategic responsibilities, the internal control and risk management system, and the Company's policies on ethics, transparency and anti-corruption³¹.

Remuneration policy

The objective of the remuneration and incentive policy in 2022 was to attract and motivate people with the professional skills to carry out assignments and fulfil responsibilities assigned to them, in line with the management's interests and with the priority objective of creating value in the medium- to long-term. To this end, the policy has been designed in order to ensure a balance between the variable component of remuneration and the fixed one, while also establishing a balance between short- and long-term incentives, and an alignment of the remuneration and incentive system with the pursuit of long-term interests (in terms of both economic-financial performance and ESG), ensuring that the variable component of remuneration is connected with the results achieved and paying great attention to the objectivity of metrics used to measure performance³². In addition to the Chief Executive Officer, population involved in the Short-Term Incentive Plan (MBO) of Leonardo Group is equal to about 1,050 Group executives, including Managers with Strategic Responsibilities and Top Managers of Leonardo. Population involved in the Long-Term Incentive Plan of Leonardo Group is equal to about 215 Group executives, including Managers with Strategic Responsibilities and Top Managers of Leonardo. Starting from 2021, middle managers in Italy have been assigned a bonus target, as agreed in the Company Supplementary Agreement on 21 May 2021. Furthermore, under the same agreement, a portion of the remuneration of all other employees was linked to a variable component (performance bonus) related to the Group's results of operations and, depending on the levels, to individual performance.

20% of long-term variable remuneration and 10% of short-term variable remuneration linked to ESG objectives	97.78% Favourable votes cast by the 2022 Shareholders' Meeting on Remuneration Policy	39x ratio of total CEO remuneration to employees' median remuneration
---	---	---

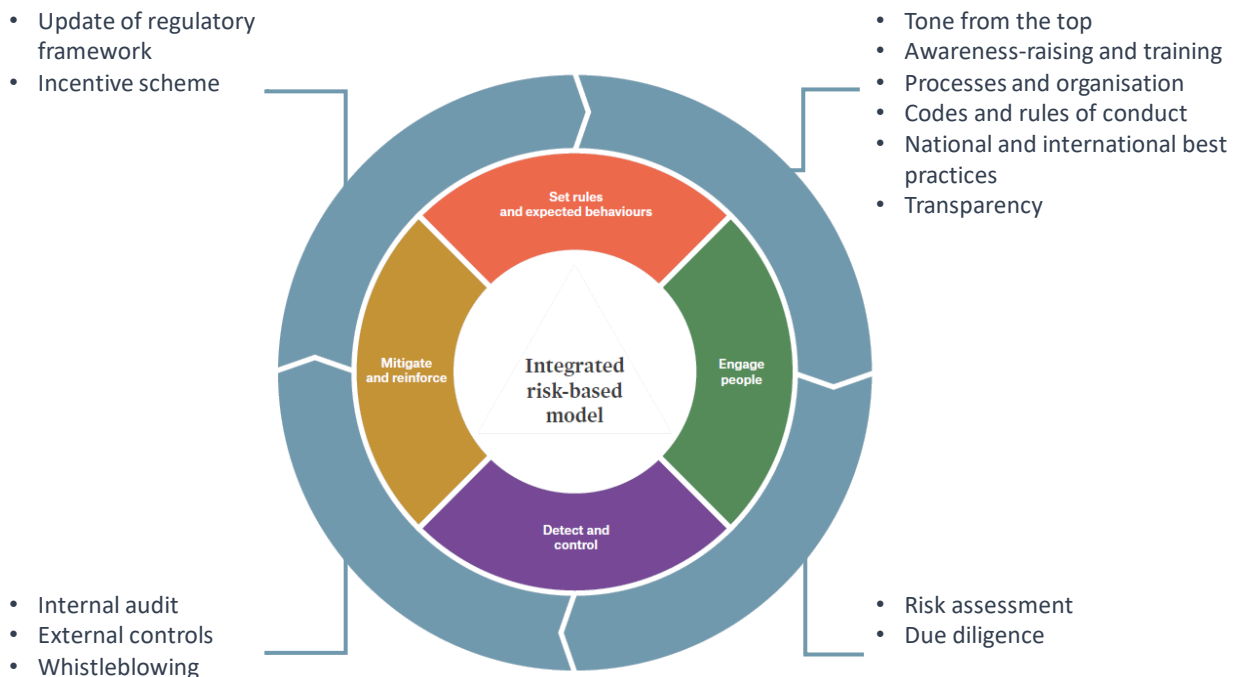
³¹ For more details on the engagement policy, see Corporate Governance report 2023, paragraph "Investor Relations".

³² Notably, long term remuneration of CEO and management is tied to the achievement of targets related to CO2 emissions Scope 1 and 2 location-based, calculated as a ratio to revenues, and to the increase of hires of women with STEM degree. For more details, reference should be made to the Remuneration Report 2023.

RESPONSIBLE BUSINESS CONDUCT

Leonardo acts with integrity and transparency in compliance with regulations and with zero tolerance for any type of corruption to ensure the most proper management of the business and to establish relationships of trust and collaboration with employees, customers, suppliers and all other counterparties, asked to accept and apply the principles and values stated in the Charter of Values, Code of Ethics and other codes of conduct³³. In conducting its business, Leonardo confirms its commitment to respecting and promoting the Ten Principles of the United Nations Global Compact related to human rights, labour, the environment and anti-corruption. Leonardo's model for the responsible conduct of business, inspired by national and international best practices, is based on company codes of conduct and a system of clear rules, periodically updated, that guide compliant and responsible behaviour. Constantly raising the awareness and training of employees and third parties, due diligence tools and internal audits, risk assessment methods, in addition to the adoption of an increasingly transparent approach on corporate information and processes, help to strengthen a governance and management system capable of preventing any possible risk, promoting and developing an ethical business culture. Leonardo has also adopted the Common Industry Standards of the Aerospace and Defence Industries Association of Europe (ASD) and the Global Principles of Business Ethics for the Aerospace and Defence Industry of the International Forum on Business Ethical Conduct (IFBEC) and collaborates with TRACE International.

Responsible business conduct model



³³ Including the Anti-Corruption Code, the Whistleblowing Management Guidelines, Organisational, Management and Control models and Compliance Programmes developed in accordance with the applicable regulations of each Country in which the Company operates (Leonardo SpA adopted an Organisational, Management and Control Model pursuant to Legislative Decree no. 231/2001).

Set rules and expected behaviours

Guidelines and procedures – main updates

- > The 231/2001 Model has been updated following the amendments made to Legislative Decree 231/2001, as well as the organisational changes that have occurred since the date of the last update of the Model (17 December 2020).
- > The new company rules have come into force and been adopted on the matter of commercial advisors, sales promoters, distributors and resellers.
- > The new company rules have come into force and been adopted on the matter of Trade Compliance, which implement the new international norms and standards governing smuggling and respect for human rights.
- > The procedure on the matter of personnel selection and recruitment has been updated.
- > The directive on “Safety of workers abroad” has been drawn up.
- > The Operating Instructions on Supply Chain Security Resilience Risk Management have been drawn up.
- > The Company Procedure for National Security Checks on recruits (including Labs researchers) and/or applicants has been set up in accordance with regulatory or contractual requirements, identified as applicable in relation to privacy, processing of personal data, workers’ statute and information security.
- > The relevant company regulatory documentation has been prepared in the application of the directives issued by the Security Information Department (UCSe) for the management of classified information in compliance with the Company Security Rules and Operating Instructions.

Engage people

Continuous training

- > About 10,000 hours of business compliance training delivered to more than 8,900 people in the year.
- > More than 25,200 hours of training on national and international trade compliance regulations delivered to more than 7,000 people from various departments and external suppliers and providers.
- > More than 1,600 hours of training on Project and Enterprise Risk Management delivered to over 300 people, including through intensive operational sessions, designed on the peculiar features of each operating entity involved.
- > More than 23,200 people involved in anti-corruption training.
- > About 19,350 hours of training delivered on cyber security.
- > A specific course has been put in place on Travel Security: Female Travellers Awareness Training.
- > Involvement of employees, both part-time and full-time, and counterparts in training activities related to anti-corruption, business compliance, with respect to the values and principles laid down in the Code of Ethics, the Charter of Values, and the Supplier Code of Conduct.
- > Dissemination of security updates in the aerostructures division, with specific regard to Social Engineering, the espionage threat from Chinese state authorities and bodies, and behavioural aspects to be observed in relations with the Eastern partner.
- > More than 9,000 people trained in the protection of classified information.
- > More than 30,000 people trained on the General Part and Special Parts of Model 231.
- > Training courses preparatory to the awarding of the assignment have been delivered to 8 resellers and 5 distributors.
- > In the area of Compliance the new training and development project was implemented on "Cross-Training Program," which involved more than 25% of the people from Compliance department in the various roles provided (participants, internal lecturers and experts) in the different phases. There have been 15 resources trained with a total of 525 hours of training.

Mitigate and reinforce

Certifications

- > ISO 37001: 2016 “Anti-bribery Management System” certification has been maintained following successful completion of the annual surveillance audit conducted by the Certifying Body.
- > ISO 27001 certification of the information security management system has been maintained at Group

Security

- > In 2022 no data breaches were detected which impacted or originated from company systems relevant in accordance with the regulations in force. Data breaches were detected on third-party systems (unrelated to Leonardo’s management) with potential impact on employees’ personal data. These events were

level and for the perimeter of National Security (Physical Security & T.U.L.P.S.). ISO 27701 (Privacy Information Management System) and ISO 27035 certifications have also been obtained for the Cyber & Information Security perimeter.

- > FIRST and Trusted Introducer certification of Leonardo's CERT (Cyber Emergency Readiness Team) was maintained, as was the recognition from Carnegie Mellon University on the matter of Cyber & Information Security.
- > ISO 22301 certification has been renewed for both the Business Continuity Management System in some perimeters involving the Corporate of Leonardo SpA and the Genoa, Pomigliano and Chieti Data Centres.
- > The Cyber Essentials and Cyber Essentials Plus certifications have been renewed for the appropriate perimeters of the Cyber, Electronics and Helicopters divisions of Leonardo UK, a prerequisite for bidding and contracting with UK government agencies.
- > Quality certification has been renewed for Internal Audit activities. 10 quality reviews have been conducted, all of which have obtained General Compliance with International standards IIA.
- > The Authorised Economic Operator (AEO) certification has been maintained.
- > The Strategic Industrial Security Clearance (NOSIS) up to the TOP SECRET level and NATO/EU/OCCAR/ESA qualification have been obtained.

carefully monitored and addressed in terms of information and security actions to protect those concerned. Even with reference to the IT and cyber security services offered by Leonardo, no data breach notices were received in 2022, which involved customers' personal data relevant under current regulations.

- > Developing security risk analysis management tools with suppliers and providers.
- > Implementing an incident response/prevention automation system through malicious IP blocking.
- > Searching for, monitoring, and analysing information for subsequent collation, integration, interpretation, and processing of data useful for threat prevention toward assets and employees.

Risk Management

- > Updating the regulatory framework dedicated to risk management with specific regard to: risk management of multi-divisional projects, enterprise risk analysis, (including those related to innovation, technology exportability, cyber resilience and sustainability) of product business plans, Country risk analysis and areas exposed to the risk of crimes.
- > Continued integration of risk management into business processes with simultaneous updating of company rules in order to promote risk-based thinking.

Detect and control

Risk assessment

- > Around 2,100 people involved in risk analysis activities related to business processes, investment projects and projects in the bidding and execution phase.
- > Risk assessment and monitoring activities have been carried out for anti-corruption purposes involving more than 200 people and using an updated methodology with elements to assess each country in which Leonardo operates.
- > Work has been continued on the Independent Risk Review programmes in relation to a selection of medium/high-risk projects in which the project team has been supported by risk managers who are not involved directly in operations.
- > Developing the first machine learning engines to support risk detection, as part of research and development of Artificial Intelligence applications to Risk Management with the involvement of Leonardo Labs and the Cyber & Security Solutions division.

Third-party due diligence

- > 135 due diligence audits on sales promoters, commercial advisors, distributors, resellers and lobbyists. The necessary remedial action has been taken to mitigate the issues marked with 6 red flags and only one has led to the impossibility of awarding the assignment. 438 due diligence audits carried out before payments to sales promoters, commercial advisors and lobbyists.
- > More than 380 due diligence audits on potential customers, service centres and business partners.
- > 278 reputational risk reports for sponsorships, supply and commercial contracts.
- > 298 anti-fraud due diligence audits carried out on natural and legal persons of interest to Leonardo SpA.
- > 110 National Security Audits reports.
- > Analysing, producing and sharing about 523 threat analysis reports with top management and business and security operating structures in the domestic and international context from more than 1,500 sources.

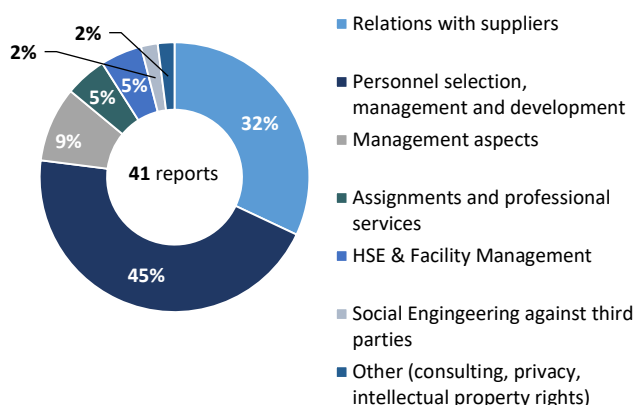
Whistleblowing

- > 41 reports were received in 2022 (53 in 2021), concerning the perimeter of both Leonardo SpA and the Legal Entities of the Group. Net of 17 reports archived

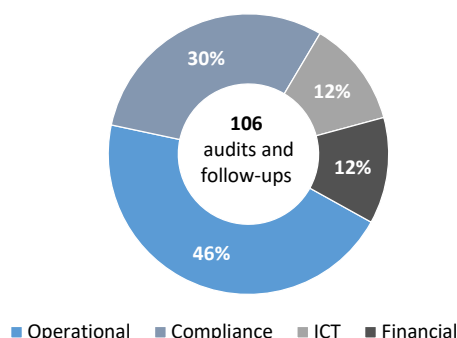
by the various Surveillance Bodies and the Whistleblowing Committee, 36% of the reports received and examined provided evidence, some of which partial.

- > In 2022, the reports received concerned: personnel selection, management and development; relations with suppliers; Management issues; HSE and facility management; professional assignments and services; social Engineering to the detriment of third parties; other matters.
- > The Whistleblowing Committee examined the results of the investigations carried out by the competent company functions, with respect of which it did not deem necessary to inform the Anti-Corruption unit of Leonardo.

Progress of reports received



Scope of audits and follow-ups



Anti-corruption, business compliance and third-party risk

Leonardo has implemented a process for the vetting of counterparties that includes ethical-reputational analyses and an in-depth assessment of the risks related to each specific engagement in accordance with company rules and in full compliance with applicable regulations. Due diligence audits are also carried out on counterparties under industrial offset agreements³⁴.

In 2022, in continuity with the path it embarked on in 2021³⁵, following the issue of the related company rules, Leonardo further strengthened the system to identify the level of risk associated with the positions of Sales Promotion, Commercial Advisory, Lobbying, Distribution and Reseller.

³⁴ For more details on offsets, reference should be made to the paragraph on Social value and industrial collaboration programmes.

³⁵ Specifically, Leonardo carried out in 2021 a thorough review of the definitions of the relevant red flags in order to adapt the company's analysis and audits to both changes in applicable regulations and experience gained in previous years.

189 counterparties

including sales promoters, commercial advisors, distributors, resellers and lobbyists, with contracts in place, 2 of which for offset support

975 due diligence and reputational risk analyses

carried out on counterparties and potential commercial partners

More than 300 hours of training

delivered to sales promoters, commercial advisors and lobbyists through 151 online courses

Leonardo carries out activities aimed at institutions to support its reputation and business strategy, present the company's position on specific issues and seize potential future business opportunities. These activities, which are carried out in compliance with current regulations, as well as with the principles and standards of conduct set out in Leonardo's Code of Ethics, Anti-Corruption Code and other company rules, mainly consist of monitoring specific regulatory developments and organising meetings with government and parliamentary representatives on matters of interest. Leonardo's representatives who carry out these activities are enrolled in special public registers.

With the recent update of its company rules, Leonardo has decided to no longer allow the Italian Group companies to sign lobbying contracts. However, this option has been maintained for foreign subsidiaries, although only in those countries where the regulations permit the execution of said contracts. The decision has been taken on the basis of the current wording of Art. 346-bis of the Italian Criminal Code and in consideration of the lack of organic regulations governing lobbying in Italy.

In 2022, the expenses for lobbying activities carried out exclusively by the Group's foreign subsidiaries in the countries in which it is permitted by the relevant regulations in force, amounted to approximately USDmil. 1.7 (about USDmil. 1.8 in 2021 and 2020) and related to North America (mainly the United States), Poland, Germany and Brazil. In particular, among the main areas for which the Group's foreign subsidiaries made use of the support from lobbyists during 2022 are those involving technologies for infrastructure and transport, the purchase and/or upgrade of aircraft on the part of government agencies, including those for firefighting, search and rescue missions, naval systems and research and development programmes for submarines, technology for advanced protection systems, ground-based and satellite communication systems, air navigation support tools and laser systems.

Trade compliance

Leonardo has set out an internal compliance programme (ICP) - Trade Compliance Program – in order to ensure full compliance with applicable laws and the provisions issued by the competent authorities in the field of Trade Compliance. The programme allows for the prompt identification and implementation of compliance with applicable national, EU and international regulations regarding the export and import of defence, dual-use or commercial goods and/or services subject to regulatory requirements, as well as obligations related to embargoes, sanctions or other trade restrictions, including political commitments made under the Common Foreign and Security Policy (CFSP) framework and international regulations and conventions signed by Italy and the European Union³⁶.

Furthermore, the Trade Compliance Program also provides for due diligence audits on potential customers and end-users, verifying whether they are mentioned in restriction lists and additional checks in the case of transactions linked to Sensitive Countries, as well as specific checks to verify that internationally recognised human rights are respected. In this regard, the Human Rights Impact Assessment (HRIA) tool has been introduced as a key element of Leonardo's Trade Compliance Program with the aim of setting out the main

³⁶ Regulations and conventions signed and ratified by Italy include – but are not limited to - the Treaty on the Non-Proliferation of Nuclear Weapons (NPT) and the Nuclear Suppliers Group (NSG).

risk factors with reference to the issue of human rights and the potential impact of the activities carried out by the company³⁷.

Cybersecurity and data protection

Leonardo guarantees the security of data, sensitive information and intellectual property by managing the entire cycle from detection of threats to establishing the countermeasures to take in response to attacks that have taken place. The cyber defence system provides for specific organisational measures - in compliance with regulations and standards that set out specific requirements and time limits for reporting incidents or data breaches -, as well as continuous training of operators and operational tools, concentrated in Italy and in the United Kingdom, which are updated on an ongoing basis. Leonardo also fosters a cyber risk prevention culture both inside the company and towards the outside world through the participation in working groups at national and international level, with collaborations involving institutional and governmental players and sectors such as telecommunications, banking/finance, energy, manufacturing and services. Courses and awareness initiatives are provided periodically on cybersecurity-related issues, including through bulletins and news published on the Security Portal accessible from employees.

Cyber, physical and industrial security

Protection of classified information – Leonardo collaborates with key institutional stakeholders to ensure the protection of information. With about 800 classified contracts, Leonardo has handled more than 10,000 provisional personal security and facility security clearances, prepared the related security plans and delivered training on a six-monthly basis.

PSOC (Physical Security Operation Centre) – The PSOC enables all alarms and images from the video surveillance systems of more than 50 Italian sites to be handled centrally. The TSS (Travel Security System) has also been integrated, allowing continuous operational support in case of alarm, as has the Mosaic application for Security Threat Research & Analysis. In addition, the prototype of the International Security Kit (ISK) has been completed, which will be used to raise the security level of branch offices and representative offices abroad through the remote support of the PSOC.

Response to cyber threats – Leonardo has increased H24 staff in service to cope with growing cyber threats, even in relation to the Russia-Ukraine conflict. Systems have been put in place to protect company devices and automate incident response, thus improving response times and process efficiency.

Cyber protection of assets, networks and information - Leonardo has designed advanced systems and devices to protect company assets, networks and information through innovative technologies, which will be used to enhance capabilities to identify, prevent and manage cyber threats.

Vulnerability analysis - Leonardo wages various types of cyber threat prevention, including exercises with certified and international Cyber Defence specialists, security awareness campaigns for its employees, vulnerability assessments and penetration tests on specific environments and parts of the company infrastructure. Furthermore, activities have been carried out to improve the computer security of company workstations, even if they are connected remotely to the company network (smart working).

³⁷ For more details, reference should be made to the paragraph on the [Respect for human rights](#).

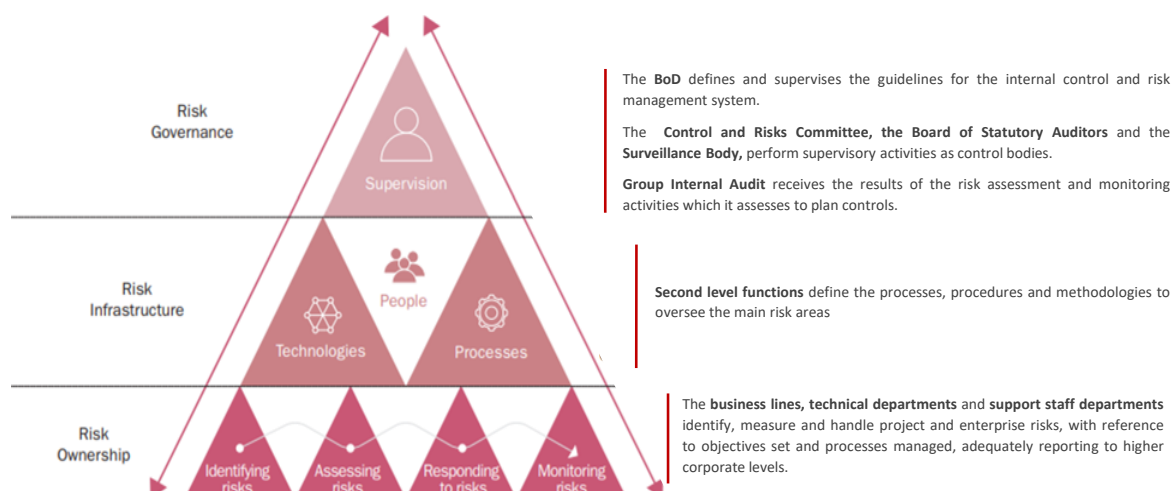
Business continuity

Leonardo guarantees its business continuity and resilience through effective responses and reactions, in order to safeguard the sustainability of its business, as well as the reputation and integrity of its organisation, in addition to the interests of its stakeholders. The Business Continuity Management System (BCMS), which is certified ISO 22301 for some perimeters of the Corporate of Leonardo SpA and for the Genoa, Pomigliano and Chieti Data Centres, supports the definition, implementation and handling of procedures that ensure continuity of its company processes necessary for priority activities. In accordance with the provisions of standard ISO 22301, Leonardo has updated its operational methodology, confirmed in company procedures, such as Policies, directives and Operational guidelines. In 2022 Leonardo started the BCMS cycle on the perimeters specified by the management. The Business Impact Analysis and related results have allowed strategies and solutions to be set out as countermeasures to any possible business disruption, which are reported in the Continuity Plans.

RISK MANAGEMENT

The risk governance model is in line with national and international standards and best practices³⁸ and is compliant with the Corporate Governance Code for Listed Companies, the Organisational, Management and Control Model and the Group’s Anti-Corruption Code. It has three levels, provides for clear-cut roles and responsibilities for the various departments and ensures a suitable exchange of information flows, to guarantee effectiveness.

Risk governance model



The operating risk management, which involves the entire organisation, is based on the identification, assessment and monitoring of the enterprise and project risks and the related mitigation plans. It is supported by specific methodologies, instruments and metrics for the related analysis and management. The processes underlying Project Risk Management and Enterprise Risk Management, which are in turn integrated into the company business and support processes, are regularly improved, with the aim of innovating and spreading an effective risk-based organisational culture. Risk management processes support, in fact, the risk owners, along the entire corporate value chain, in identifying and managing risks and opportunities, including those linked to ESG factors. In particular, the Enterprise Risk Management methodology fosters the identification and management of the cause-effect link between ESG factors and the potential impact on the Company (strategic, operational, financial, compliance and reputational) and supports the preparation of the Industrial Plan, which also includes the strategic vision and sustainability initiatives.

Risks for the Group

The Group is subject to a number of risks that may affect the achievement of its objectives and results. Therefore, risk analysis and management processes are implemented systematically, including any related treatment action, with specific methodologies and practices that consider the probability of occurrence and related impacts in accordance with international regulations and standards. The examination of risks and consequent actions reported below is supplemented by the more detailed information provided in Note 37 of the Consolidated Financial Statements for the component of merely financial risks.

³⁸ Main references: ISO 31000:2018 - Risk Management - Principles and guidelines; PMI - Practice Standard for Project Risk Management; Enterprise Risk Management Integrated Framework - CoSO ERM; ISO 37001:2016 - Anti-bribery management system; ISO/IEC 27005:2018 Information Security Risk Management.

Main risks

Actions

<p>Conflicts and geopolitical tensions increase the complexity and instability of the global scenario</p>	<p>The protracted Russian-Ukrainian war and the possibility of conflict escalation bring Europe and NATO into the centre of growing geopolitical tensions, which increase the complexity and instability of the global scenario, also from a geo-economic perspective. Faced with the new bloc opposition, various countries, including some of those closest to the conflict zones in Ukraine, are seeking and allocating incremental resources for defence, also in the wake of NATO objectives with regards to GDP. At the same time, markets are experiencing increasing volatility, fuelled by repeated phases of insecurity and mistrust on the part of citizens and businesses, high levels of inflation, restrictive monetary policies and growing public debt, which add up to the difficulties and bottlenecks of the post-Covid-19 recovery, with respect to which smaller companies in particular have already seen deterioration in their risk profile.</p>	<p>The Group has an integrated planning process, aimed at supporting the achievement of a sustainable competitive advantage, based on an in-depth knowledge of the markets and the reference scenario, regularly fed by specific external analysis activities on the context and its evolutionary dynamics.</p>
<p>The change in the level of expenditure of national governments and public institutions may affect business performance</p>	<p>The major customers of the Group are national Governments or public Institutions. Moreover, the Group takes part in numerous national and international programmes funded by the European Union, governments or multinational collaborations. Therefore, it is influenced by economic and geopolitical factors at global and regional level, the rating or risk profile of countries, the expense policies of the public institutions, also for research and development programmes funding, in addition to the medium/long-term plans of the Governments. Increases in defence spending, identified by several countries as necessary given the rising geopolitical tensions, may lead to peaks in demand in the short/medium term and make international competition even tighter, benefiting companies with more immediately available production capacity.</p>	<p>The Group pursues an international diversification strategy, placing it in its main markets, as well as in emerging markets marked by significant growth rates, in the aerospace, defence and security sectors.</p> <p>Development and production plans are updated according to the demand evolution and the order trend.</p>
<p>The Group operates in civil sectors that are highly exposed to growing levels of competition</p>	<p>In the civil sectors, customers' spending remodulation not only gives rise to delays in obtaining new orders or falls in the numbers of orders themselves, but also affect their economic and financial conditions. These sectors are also characterised by the entry and success of competitors even from other fields of activity, mostly with the help of anti-cyclical M&A transactions carried out by international investment funds.</p> <p>The market positioning of these players could have an impact on the Group's volumes, results and debt, thus prospectively enabling a growing competitive challenge on government customers. The time-to-market of products and their development and upgrade is a</p>	<p>In addition to balancing its customer portfolio suitably between government and non-government entities, the Group systematically pursues its objectives in order to increase industrial efficiency, diversify its customer base and improve its ability to perform contracts, while reducing overhead costs with a view to enhance its competitive capacity.</p> <p>The Group ensures highly qualitative and innovative product standards, and an integrated value proposition aimed at maintaining its technological edge, including thanks to open</p>

Main risks

Actions

critical success factor for market positioning, given the strong competitive drive and speed of innovation.

innovation and the interaction with innovative startups and SMEs.

The capacity for innovation and growth depends on the strategic planning and management of skills

Incessant technological innovation and the growing complexity of the Group's businesses require constant alignment of skills, in order to provide high added-value products and services. Especially in a market environment characterised by sharp demand for innovation skills, any shortage of special expertise could have impacts on the full achievement of short- and medium/long-term business objectives, including possible repercussions in terms of time-to-market of new products and services, as well as of access to emerging business segments. Companies compete for skills and talent by leveraging, among other things, the distinctiveness of the brand, the ESG (Environmental, Social, Governance) profile, the welfare offer and the work-life balance, which are positively valued by the new generations entering the labour market.

The Group monitors and manages competencies and professional skills by means of plans of action directed at attracting, retaining and motivating its human resources, managing talents, providing ongoing specialist training and reskilling/upskilling, insourcing core competencies and defining succession plans, with the gradual adoption of state-of-the-art tools of People Analytics and new Lifelong Learning development and training platforms for all personnel, particularly in the STEM (Science, Technology, Engineering & Mathematics) area.

The Group operates in some business segments through partnerships or joint ventures

The corporate strategies contemplate the possibility of gaining business opportunities partly through joint ventures or commercial alliances in order to integrate its technology portfolio or strengthen its presence in the market. The operation of partnerships and joint ventures is subject to both strategic positioning and management risks and uncertainties. Divergences can arise between partners about the identification and achievement of operational and strategic objectives, as well as core business operations.

The Group systematically carries out due diligence activities before and after the completion of partnerships and joint ventures. At this purpose, the active involvement of its top management in any related operation is aimed, among other things, at directing its strategies and identifying and managing any critical issue in a timely fashion.

The Group is exposed to the risk of fraud or illegal activities on the part of employees and third parties

The Group adopts and updates its organisational, control, procedural and training system to ensure fraud risk monitoring and compliance with any and all anti-corruption laws applicable in the domestic and foreign markets in which it operates. However, the possibility of employees or third parties behaving in an ethically incorrect or not fully compliant manner cannot be ruled out, nor can be ruled out the possibility of judicial authorities initiating proceedings aimed at establishing any possible liability attributable to the Group, the results and timing of which are difficult to determine and which might entail temporary suspensions from the market concerned.

The Group has set out a model of responsible business conduct aimed at preventing, identifying and responding to the risk of corruption.

Thanks to its model, Leonardo SpA has reached the highest level of Transparency International's Defence Companies Index on Anti-Corruption and Corporate Transparency (DCI), in addition to having its ISO 37001 certification, the first international standard on anti-corruption management system, confirmed. Leonardo was the first company in the world's top ten in Aerospace, Defence and Security to obtain this certification. The model also provides for the responsible management of the supply chain, through the qualification, selection and management of suppliers, as well as the adoption of a risk analysis tool within the scope of due diligence audits within the process of

Main risks

Actions

engagement assignment to sales promoters, commercial advisor and lobbyists.

The settlement of legal disputes can be extremely complex and might require a considerable period of time

The Group is party to judicial, civil and administrative proceedings; for some of these, the Group has established specific provisions for risks and charges in the consolidated financial statements to cover any potential liabilities that could derive. Some of these proceedings in which the Group is involved – for which a negative outcome is unlikely or that cannot be quantified – are not covered by the provisions referred to above.

Further developments of judicial proceedings, presently unforeseeable and indefinable, together with the possible consequential impact on Leonardo’s reputation, could also have a significant impact on its relationships with customers.

The Group regularly monitors potential and existing disputes, taking the necessary corrective actions and adjusting its provisions for risks on a quarterly basis.

The Group operates in particularly complex and regulated markets, which require compliance with specific regulations (e.g. export control)

Defence solutions are of particular importance in terms of compliance with regulatory obligations and, therefore, their export is strictly regulated and is subject to prior authorization, based on specific national and foreign regulations (such as, for example, Italian Law 185/1990 and the U.S. ITAR and EAR), as well as to customs formalities.

The prohibition on, limitation or any possible revocation (for example in the case of embargoes, geopolitical tensions or the occurrence of wars) of export authorisations for defence or dual-use products, as well as failure to comply with any applicable customs regime, may have substantial adverse effects on the Group’s business, financial position, results of operations and cash flows. Moreover, failure to comply with these regulations could also make it impossible for the Group to operate in specific regulated areas.

The Group ensures, through specific functions, a timely implementation and management of the formalities required by the relevant regulations, monitoring their updating on an ongoing basis in order to allow the day-to-day performance of commercial and operational activities, in compliance with the provisions of law and with any possible authorisation and/or limitation and of its Policy of respect for human rights. The Group has promptly made arrangements to carry out the changes necessary as a result of Britain’s exit from the European Union and is continuing to follow developments in customs regulations in order to carry out the necessary modifications immediately.

Pandemics can have time-varying effects and lead to systemic crises

A pandemic can undermine people's health to the point of jeopardising the resilience of the health and socio-economic systems of the countries involved, leading to systemic or large-scale crises that may take a long time to normalise. The duration and magnitude of a pandemic depend, among other things, on the timeliness and effectiveness of health actions taken at global level, the possible mutations of the virus, and the coverage and decay of immunisation. A single epidemic event not properly addressed at regional or local level can quickly turn into a pandemic.

With particular reference to Covid-19, the Leonardo Group performance, in addition to the impact of the

The Leonardo Group guarantees every possible effort to preserve the safety and health of its people wherever they are located, in full compliance with the relevant regulations.

The Group maintains specific action plans to contain possible impacts of new pandemics and relapse into Covid-19. These plans concern, among other things: proactive management of relations with customers, both institutional and non-institutional, thanks to a widespread geographic presence, balanced with the application of tools to virtualise promotion and marketing action; reorganisation of production

Main risks

Actions

downturn in the civil aeronautical sector, has been affected - and to some extent may still be affected - by the variability of certain risk factors, among which the economy recovery trend and the market trend, asymmetries between demand for and supply of certain goods and services, inflationary effects, shortages of certain professional skills, the ability of customers and suppliers to meet contractual obligations undertaken and to undertake new ones, the revision, by customers, of purchasing strategies, also by shortening supply chains or insourcing services, restrictions, in the event of new contagions, resulting from measures to protect people's health, with repercussions on the Group's commercial and industrial action.

lines, together with the remotisation of certain technical functions and constant monitoring of the company's supply chain and procurement strategy.

The Group operates through a number of industrial plants and processes that may expose it to risks to the health and safety of workers and to environmental risks

The Group's activities are subject to compliance with laws, rules and regulations governing the protection of workers' health and safety. Specifically, Legislative Decree 81/2008 provides for a preventive and permanent health and safety management system at work, through the identification of risk factors and sources, the elimination or reduction of risk, the ongoing monitoring of preventive measures implemented, the development of a corporate strategy to be implemented through the participation of all stakeholders in the working communities.

The Group's activities are also subject to compliance with laws, rules and regulations governing the protection of environment and energy management, which imply specific environmental permits aimed at ensuring the compliance with restrictions and conditions on emissions into the atmosphere, water discharges, storage and use of chemical or hazardous substances (e.g. REACH Regulation and RoHS Directive) and waste management and disposal.

Risks to the workers' health and safety are based on the principle of zero tolerance, in strict compliance with the relevant regulations, and are managed through targeted risk analyses, which take account of injury frequency and severity rates and related improvement objectives, specific action and training plans, within the framework of a precise system of proxies and powers for each relevant matter, aimed at ensuring that the action taken complies with the Group's guidelines. The Group also confirms its commitment to extend the coverage in terms of Health and Safety System, for example through the ISO 45001 certification. The Group is also committed to protecting the safety of its people working on company sites and in direct relations with customers around the world from external threats.

The Group complies with the ever-increasing limits and restrictions imposed by the environmental protection regulations as regards sites and production processes. The Group also confirms its commitment to extend coverage in terms of Environmental Management System, for example through the ISO 14001 certification. The Group regularly performs environmental assessments of sites and monitoring, and it also takes out specific insurance policies in order to mitigate the consequences of unexpected events.

Climate change, the protection of the environment and consequent new

The transition to a low-carbon and more environmentally sustainable economy may entail risks for the company, induced by greater severity of environmental and climate policies, disharmony in the

The Group pursues an industrial strategy aimed improving the efficiency of its production systems and processes on an ongoing basis for the reduction of energy consumption and

Main risks

Actions

<p>developments in the scenario concerned may require action to be taken on certain types of processes and products.</p>	<p>regulations of different countries with related competitive asymmetries between companies, the progress of the relevant technology or the changing confidence of investors and lenders in the relevant business. In parallel, the importance of the sustainability requirements of the supplier and its supply chain grows in customer tenders, while the consumption of energy and water resources becomes central along the entire value chain of the company. Company processes, particularly production processes, as well as products and services offered to the market may be affected.</p> <p>The impact of climate changes, in addition to modify the environmental context, exposes the Company to an increased frequency of acute weather events, such as floods, storms and wind, as well as droughts and fires, which can endanger industrial sites and products being prepared.</p>	<p>atmospheric emissions and, thanks also to the participation, as a partner of excellence, in the main European programs for research and innovation, develops low environmental impact technological solutions which are functional to the fight against climate change.</p> <p>The Group puts measures in place against any possible acute or chronic physical risks and has specific insurance cover against the possible consequences of disastrous climatic or natural events.</p>
---	--	--

<p>Breaches of information security obligations can cause damage to the Group, its customers and suppliers and pose a threat to the security of citizens and critical infrastructures</p>	<p>Companies are required to face the risks associated with cyber resilience of their products and services and their information & communication technology infrastructure, taking into account the continuous evolution of cyber threats in their numerous forms (from advanced persistent threat to the phishing campaign), the sophistication of attack strategies and the increase in the exposed surface area resulting from, among other things, the increasing digitisation of processes, products and services for customers, as well as the increased use of smart working. The critical geopolitical context, the deterioration of relations between states or the occurrence of war conflicts may increase the scope and number of cyber attacks, aimed at institutions and companies.</p> <p>Computer incidents and attacks, including any in the supply chain, stoppages, leaks of personal data and the loss of information that may also be of strategic importance may endanger business and even the Group's image, above all in the event of the theft of third-party data kept in the Group's archives.</p>	<p>The Group manages cyber security through dedicated controls and training for the entire corporate population, as well as processes, procedures and specific technologies for the prediction, prevention, detection and management of potential threats and for responding to them. Leonardo is ISO 27001 certified and is constantly engaged in management and improvement activities aimed at maintaining the certification itself.</p> <p>Leonardo also benefits from substantial experience in the field of cyber security, gained on the market through the competent business division. In addition to a continuous improvement in the methods of managing permissions of access to information, Leonardo continues to take any action to extend data and information protection and processing methods and processes to its own suppliers.</p>
--	---	---

<p>The Group could encounter difficulties in protecting its Intellectual Property</p>	<p>Leonardo's success and results also depend on the Company's ability to protect the innovations resulting from its R&D activities through Intellectual Property. In this respect, the Group mainly uses industrial secrets, patents, copyrights. Nevertheless, the possibility cannot be ruled out that the activity of a "disloyal" employee, an improper action of a supplier or a legal but aggressive act of a third party may lead to repercussions on the company's Intellectual Property. Furthermore, there is a greater risk of counterfeiting in highly technological</p>	<p>The Group is committed to the continuous improvement of its Intellectual Property protection processes, from the approval of research and development investments, through the definition and implementation of measures to protect technical information and proprietary know-how. Appropriate monitoring and surveillance actions are taken to detect any infringements by suppliers, partners or competitors. Of particular importance is the</p>
--	---	---

Main risks

Actions

environments such as that in which Leonardo operates, given the high number of patents held by third parties.

creation, the expansion and the penetration of the internal IP Correspondent networks in the divisions.

The Group provides highly complex products, systems and services, including under long-term fixed-price contracts

The Group supplies products, systems and services that are particularly complex due to their advanced technological content, including under long-term contracts at a fixed all-inclusive price. Terms and conditions of contracts generally include challenging requirements and rigorous completion times, the failure to honour which may entail the payment of penalties, in addition to warranty liability and claims for damage that are not covered in full by insurance policies. Furthermore, an unforeseen rise in the costs incurred in the performance of a contract, which may also be the result of the occurrence of chance events, could lead to a lower profit.

In this regard, attention must also be paid to the effects of market phases characterised by inflation, over-demand, lack or discontinuity of supply of services and goods (including energy commodities) necessary for production and delivery to the customer, inflation phenomena, with consequent greater execution times and costs for the company. These dynamics, which may also be determined, accelerated or exacerbated by the deterioration of institutional and commercial relations between sovereign states or by the onset of war conflict, can also affect the competitiveness of the company's offer for the acquisition of additional long-term contracts as well as of new customers.

From the commercial offer phase and at regular intervals during the performance of the contract, Leonardo considers the projects' main performance and financial parameters in order to assess its performance and manage risks throughout the entire life cycle through the detection, assessment, mitigation and monitoring of risks with the definition and management of appropriate contingencies, in order to protect the financial margins of the projects themselves. Risk management is supported by dedicated Risk Managers in project teams. The Group is committed to the continuous improvement of its industrial efficiency and its ability to meet customer specifications. With reference to energy commodities, the Group pursues, on an ongoing basis, a strategy aimed at optimising purchases and uses of resources.

The risks of performance of contracts, associated with the liability to customers or third parties, also depend on the supply and sub-supply chain

The Group purchases, in very substantial proportions with respect to its sales, industrial products and services, materials and components, equipment and subsystems; it may therefore incur liability to its customers for operational, legal or financial risks attributable to third parties, who operate as suppliers or sub-suppliers. The Group's dependence on suppliers for certain business activities might give rise to difficulties in maintaining quality standards and meeting delivery times.

The risk profile of suppliers, mainly small and medium enterprises, can deteriorate, also suddenly, during downturns in economy, in the presence of geopolitical tensions and conflicts and during periods of convulsive recovery, also due to subsequent offer shortages and discontinuity, bottlenecks and inflationary effects into the real economy, mainly on raw materials and energy commodities.

Leonardo has been pursuing its policy of strengthening and improving the supply chain for some years, leveraging a transparent and sustainable partnership relationship with the excellences in its Supply Chain, to give rise to a more innovative, integrated and resilient industrial eco-system. In addition to the programmes already in place (LEAP, ELITE Leonardo Lounge), the Company has defined a set of principles and rules for the assessment of key suppliers, specifically oriented towards the development and growth of the Supply Chain with a view to long-term sustainability (Leonardo Assessment and Development for Sustainability).

Main risks

Actions

<p>The Group is required to fulfil direct or indirect offset obligations in certain countries</p>	<p>In the Aerospace and Defence sector, some international institutional customers require the application of some types of industrial offset related to the award of contracts, sometimes with rigorous requirements, linked to the development policy of each country.</p> <p>Therefore, the Group may undertake offset obligations that require procurement or manufacturing support at local level, technology transfer and investments in industrial projects in the customer’s country. Failure to meet offset obligations may result in the application of penalties and, in certain cases, might prevent the Group from participating in contract award procedures in the countries concerned.</p>	<p>The Group manages offset risks by means of appropriate analyses carried out from the offering phase within the project teams, which also appoint an Offset Manager for the division concerned. A due diligence is performed before dealing with a third party under an offset agreement, which is conducted according to the relevant international best practices.</p> <p>Leonardo has also set up a dedicated central organisational unit to guide and supervise offset activities.</p>
<p>Chips, electronic components and critical raw materials available on the market</p>	<p>The production of chips and electronic components – of great importance for industrial applications, especially for high-tech applications - is still polarised on a few countries, mostly outside the European Union. These goods continue to be characterised by long delivery times as a consequence, first, of the peaks in demand generated by the Covid-19 lockdowns and, then, of the convulsive and at times discontinuous post-pandemic recovery, then impacted by the outbreak of the Russian-Ukrainian conflict.</p> <p>Critical raw materials, including rare earths, are a decisive enabler for both the initiatives underpinning the European Green Deal and the technologies of certain production sectors. Most of the critical raw materials relevant to the Aerospace and Defence sector are not directly available in Europe, but rather in other mainly non-NATO/EU countries.</p> <p>Availability and production of materials are sometimes concentrated in a single country, which may therefore be in a position to sway the balance between global supply and demand, with impacts on market prices and/or availability of goods, in particular in scenarios marked by critical geopolitical issues, the deterioration of institutional and commercial relations between sovereign states or the occurrence of war conflicts.</p>	<p>Leonardo, in addition to monitoring the prospective requirements of its supplies, takes part in international working groups, such as those at European and NATO level, which reconcile the interests of both States (supporting the definition of recommendations for member States) and the companies and supply chains involved, in order to encourage the identification of common strategies for mitigating risks. Leonardo also engages in activities having the purpose of enhancing the efficiency of the use of resources (for example fostering circularity mechanisms) as soon as the product technological research and sustainable design phases start.</p>
<p>A substantial amount of consolidated assets is attributable to intangible assets, goodwill in particular</p>	<p>The recoverability of amounts recognised in intangible assets (including goodwill and development costs) is linked to the implementation of future plans and the business plans for the relevant products that, especially in case of long-term developments, may see the needs of customers and the competitive environment change, given the speed of technological innovation.</p>	<p>The Group implements a policy of monitoring and limiting amounts capitalised under intangible assets, with specific regard to development costs, and carries out ongoing monitoring of performance under scheduled plans, taking any necessary corrective action in</p>

Main risks

Actions

the event of unfavourable trends. These updates are reflected in impairment tests.

The Group's debt could have an impact on its strategies The debt level, beside impacting the profitability as an effect of the related borrowing costs, could affect the Group's strategy, limiting its operational flexibility. Monetary tightening by central banks could make new financing and current floating-rate debt more expensive. Potential future liquidity crises could also restrict the Group's ability to repay its debts.

In assuring a solid and balanced structure between sources of funds and investments, Leonardo pursues an ongoing strategy of limiting its debt by paying steady attention to cash generation, which is used, market conditions permitting, to partially reduce the existing debt.

The Group's credit rating is also linked to the opinions of the credit rating agencies All Group bond issues are given a medium-term financial credit rating by the international agencies. A possible downgrade in the Group's credit rating, also as a consequence of the changed country of origin rating, could severely limit its access to funding sources, as well as increase its borrowing costs for existing and future loans, which would have a negative impact on the business prospects, performance and financial results. Prospectively, sustainability eligibility and performance will also become increasingly important in determining creditworthiness.

The Group is actively engaged in reducing its debt as confirmed by the Industrial Plan. The Group's financial policies and selection of investments and contracts involve being constantly alert to maintaining a balanced financial structure.

The Group realises part of its revenues in currencies other than those in which costs are incurred, exposing it to the risk of exchange-rate fluctuations. A part of consolidated assets is denominated in US dollars and pound sterling The Group reports a significant portion of revenues and costs in currencies other than euro (mainly in dollars and pounds). Accordingly, any negative changes in the reference exchange rate might have negative effects (transaction risk).

Moreover, the Group has made significant investments in the United Kingdom, in Poland and in the United States of America: this might have a negative impact on the Group's results of operations, financial position and cash flows due to the translation of the financial statements of foreign investees (translation risk).

The Group continuously applies an organised systematic hedge policy to combat transaction risk for all contracts in its portfolio by using the financial instruments available on the market.

Moreover, in intercompany financing activities denominated in currencies other than the euro individual positions are hedged at the central level.

The Group is a sponsor of defined-benefit pension plans in the UK and the US and of other minor plans in Europe Under the pension schemes reserved for employees who mainly operate in the United Kingdom and in the United States of America, the Group is required to ensure a specific future retirement benefit level for employees participating in the plan. In said countries the pension funds in which the Group participates invest resources in the plan assets (stocks, bonds, etc.) that might not be sufficient to cover the agreed-upon benefits, mainly with strong market fluctuations. If the value of plan assets is less than the agreed-upon benefit level, the Group duly recognises the amount of the deficit among liabilities, with consequent adverse

The Group monitors pension funds' investment plans and strategies on an ongoing basis and takes immediate deficit corrective action when necessary.

Main risks

Actions

effects on its financial position, results of operations and cash flows.

STAKEHOLDER ENGAGEMENT

Continuous dialogue with companies, political and economic institutions, the scientific world, the younger generations, local communities and other relevant stakeholders is at the heart of Leonardo's approach, aimed at strengthening the ability to create shared value. In this manner, the Group nurtures stable and long-lasting relationships over time, based on integrity, transparency and compliance with rules. In order to maintain effective dialogue with various stakeholders, starting with its employees, Leonardo regularly involves them through its organisational units and the most effective methods, in order to understand their interests and points of view. All opportunities for stakeholder engagement – from events for the financial community to trade association meetings, from collaborations within the scope of technology R&D programmes to support projects at local level and digital events and to materiality analysis – contribute to strengthening its bond with the industrial, economic and social context and to improving its business management practices as well as to increasing the Company's knowledge level.

In 2022 Leonardo strengthened its focus on sustainability issues by joining the Governing Council of the Global Compact Network Italia Foundation, becoming a member of associations such as Anima per Il Sociale, and increasing its involvement in new working groups on sustainability issues coordinated by associations such as the Aerospace, Security and Defence Industries Association of Europe (ASD), CSR Europe, and the European Roundtable of Industrialists (ERT). It also took part in major European and national coordination events on sustainability issues, such as the European Industry Days, the European SDG Summit, and the CSR and Social Innovation Show.

LEONARDO 'S PURPOSE

Contribute to the world's progress and safety
by delivering meaningful and innovative technological solutions.

LEONARDO'S MISSION

To be the international Aerospace, Defence and Security company that best enables its customers' success, by thinking creatively and working with passion.

Main dialogue activities with stakeholders

TRADE ASSOCIATIONS

- Participation in round table meetings on technological, sustainability, social and environmental topics and governance/policy.
- Sharing of best practices and case studies in events, workshops and publications.

BUSINESS PARTNERS AND OTHER COMPANIES

- Implementation of projects to improve efficiency of industrial practices.
- Participation in national and international research projects and multi-sector working and consultation groups.
- Launching of circularity and industrial symbiosis projects.

CUSTOMERS

- User groups and ad-hoc conferences.
- Customer satisfaction surveys.
- Exhibition and digital events.

FINANCIAL COMMUNITY

- Events and conference calls for the presentation of interim results.
- Regular communications with analysts and current and potential investors, on financial and ESG topics, also through events and roadshows.
- Attendance at conferences.

LOCAL COMMUNITIES

- Support and organisation of local initiatives and digital events in support of communities and areas in which Leonardo operates.
- Company sites and museums open to communities.
- Promotion of employees' volunteering initiatives.

EMPLOYEES

- Support, coaching and networking programmes.
- Welfare and work-life balance support.
- Offering cultural services and events for employees and families.
- Annual performance appraisal.
- Training/engagement activities for the dissemination of knowledge on sustainability issues and the promotion of active behaviours
- Periodical surveys on the corporate climate, mobility, smart working and sustainability topics.
- Surveys on women with STEM backgrounds in Leonardo.

SUPPLIERS

- Promoting the sustainability of the supply chain through initiatives focused on digital transformation, cyber security and social and environmental responsibility.
- Training on sustainability issues.
- Assessment of ESG (Environmental, Social, Governance) performance.
- Supplier Awards.

FUTURE GENERATIONS

- Initiatives to support schools and academies, to disseminate STEM disciplines, fostering related career paths and skills development.
- Promoting diversity and inclusion as factors of competitiveness.
- Dissemination of scientific citizenship - sharing knowledge, technological skills and innovation - for the benefit of communities and territories.

GOVERNMENTS AND INSTITUTIONS

- Dialogue with supranational, national and regional institutions.
- Organisation of round-table conferences with representatives from government, institutions and industry.
- Participation in public-private working groups for the development of initiatives, plans and policies.
- Supporting initiatives to strengthen security and foster ecological and digital transition (for example the National Recovery and Resilience Plan, NRRP, in Italy).

MEDIA

- Communications through traditional and digital media.
- Collaborations in events and publishing initiatives.

TRADE UNIONS

- Continuous dialogue with workers' organisations.
- Participation in and creation of observatories and committees on specific topics, including equal opportunities and diversity.

UNIVERSITIES AND RESEARCH CENTERS

- Development of innovative and sustainable solutions through research projects and collaborations with the Divisions and the Leonardo Labs.
- Collaboration in research and innovation to combat climate change, make efficient use of resources and promote circularity initiatives.
- Orientation and scholarship initiatives to strengthen STEM skills, promoting dialogue between industry and university.

Reputational risk analysis

In 2022 the issues concerning Leonardo were dealt with in about 19,000 articles, both in general and specialist press (+12% compared to 2021), in 44 countries (4 more compared to 2021), thus further consolidating Leonardo's media coverage, which particularly increased in the 4 domestic markets (+46%) and in Canada (+33%), mainly due to the contract for CH-149 Cormorant helicopters.

Sentiment analysis confirms the positive results of previous years both in Italy, where 95% of the coverage in Italy has a positive and neutral value, and abroad where the negative sentiment component has even been zeroed out³⁹. Leonardo can therefore boast a further strengthened image as a technological and innovative player, with a sustainable organisation and with strong economic and financial indicators, among the leaders in the AD&S sector. In Italy, particular attention was paid to promoting skills, closeness to local communities, technological development and innovation and to the Space business segment.

On the digital side, there was a substantial improvement in key performance indicators, with an increase in visits of 142% and page views of 166%, as well as an enhanced presence on its Twitter, LinkedIn and Instagram profiles, with a rise in: followers (over 1 million, +18.7% compared to 2021), impression (more than 23 million) and engagement (over 1 million interactions, +8.2% compared to 2021) as a result of the process of restyling and implementation of Leonardo's website ecosystem, which commenced in 2021.











³⁹ In relative terms, services with neutral perception increased due to greater media interest in defence and security issues following the Russia-Ukraine conflict.




PEOPLE



- ✓ INCLUSION AND EMPLOYMENT PROTECTION
- ✓ WELFARE AND WELLBEING
- ✓ PEOPLE AND SKILLS ENHANCEMENT
- ✓ HEALTH AND SAFETY
- ✓ RESPECT FOR HUMAN RIGHTS

Leonardo wants to offer its people a dynamic and inclusive working environment in which they can express their potential in full, supporting their sense of belonging and the ability of each person to contribute proactively to the achievement of business results. The corporate culture is based on listening and engagement, on the enhancement and evolution of competencies existing within the Group, with a data-driven, future oriented and sustainable growth oriented approach, fully respecting the distinctive characteristics of each resource and paying special attention to all dimensions of their well-being.

<u>Priority topics</u>	<u>SDGs</u>	
<ul style="list-style-type: none"> > Health and Safety promotion > People engagement, skills and talent management > Active support for skills development in STEM area > Diversity and inclusion > Business continuity > Digital transformation > Responsible business conduct 	  	
<u>Objectives</u>	<u>Progress</u>	<u>Target year</u>
> Over 100 hours of training for each employee in 2018-2022		2022
> At least 40% of under 30 of total hires		2022
> At least 32% of women on total hires ⁴⁰		2022
> 30% of women on total STEM recruitment		2025
> 20% of women in management levels		2025
> 20% of total employees		2025
> 27% of women in succession plans		2025

 Objective achieved  On track  Objective not achieved

Impact indicators



Cumulative values 2018-2022

For the third year in the Gender-Equality Index of Bloomberg

Leonardo was included, for the third year running, in the Bloomberg Gender-Equality Index (GEI) 2023, which includes 484 companies worldwide, in 45 countries and in various business sectors. Leonardo is one of 20 companies in the Industrials sector and the only company operating in the AD&S sector included in the index. GEI is a market cap-weighted index linked to the performance of listed companies committed to transparent gender reporting. The benchmark index measures commitment to gender equity through five specific metrics: female leadership and talent development, gender equity and equal pay, inclusive culture, anti-sexual harassment policies and corporate brand recognition as a pro-women brand. Leonardo scored highest for transparency in disclosing required information and ranked above the industry and global averages for fairness and equal pay, policies against sexual harassment, and corporate recognition as a pro-women brand.





⁴⁰ This objective is divided into two parts: there is a target to 2022 on hiring excluding blue-collar workers and one to 2025 on total hiring.

⁴¹ Internships, apprenticeship programs, traineeships, school-to-work alternation.

INCLUSION AND EMPLOYMENT PROTECTION

Leonardo employs 51,392 people, 97% of whom are located in Italy, the United Kingdom, the United States and Poland. This human capital is mainly composed of staff with a STEM qualification, characterized by a generational diversity that fosters the exchange of experiences and skills.

Employees worldwide

				REST OF THE WORLD
32,327	7,540	7,143	2,578	1,804
63%	15%	14%	5%	3%

Diversity is for Leonardo a distinctive factor of competitiveness, talent attraction, human capital enhancement and innovation, which is key to the Group's sustainable growth. The context and working environment, which is more and more interconnected and collaborative, have in fact a strong influence on individual behaviour, generating trust and increasing the involvement of employees, with a direct impact on customers, profits and productivity. In order to support people in reaching their potential, Leonardo considers diversity and inclusion (D&I) as one of the priorities within the Company's change management processes, and a key lever to attract the right talent and build high-performing teams, and as a success factor for innovation. Leonardo has adopted a data-driven approach to reduce the risk of subjective assessments and unconscious biases. In particular, in line with the objectives strengthened on the matter of gender equality and the actions envisaged in the Sustainability Plan, four main types of projects have been launched and are currently in progress, aimed at different targets and involving all levels of the organisation:

- > Mentorship and Coaching - programmes aimed at supporting women and their professional growth while strengthening leadership skills with a view to growth into more complex roles;
- > Inclusive Culture - training aimed at countering prejudice and cognitive distortions, in addition to a selection of courses offered to employees on the Coursera and Valore D platforms dedicated to gender inclusion (Unconscious bias);
- > Strong Leadership (Springboard) - international programme aimed at strengthening female leadership through listening, dialogue and discussion with certified trainers.

Leonardo promotes the D&I culture, including through internal and external initiatives that take place during the year and new models of work organisation that promote work-life balance.

Employees by professional category, gender and age group

	Gender		Age group		
	% women	% men	< 30 years	30 -50 years	>50 years
Total workforce	19%	81%	11%	53%	36%
Managers	14%	86%	0%	36%	64%
Middle managers	19%	81%	1%	43%	56%
White collars	23%	77%	13%	53%	34%
Blue collars	9%	91%	13%	57%	30%

Human capital evolution indicators

<p>+14% growth of workforce (+6,258 employees)</p>	<p>Employees under 30 from 8.2% to 11.2% of workforce (+2,072 employees under 30)</p>	<p>Women managers from 15.1% to 18.7% of total managers and middle managers (+455 women managers employees)</p>
--	---	---

Performance 2018-2022, baseline 2017

Industrial relations and protection of the most affected businesses

Social shock absorbers - Despite gradual improvement during the year Leonardo made use of social shock absorbers in the Aerostructures division. The operation of plants working at lower production capacity was the subject of prior discussion with the workers' Trade Unions, which resulted in signing special union agreements, including, for example, the activation of an inter-divisional Vacation and permits Solidarity Fund to support staff at the Grottaglie site, as well as new recourse to the New Skills Fund; the effects of both projects will be felt during 2023.

Development plan – In the Electronics division, Leonardo has signed a union agreement on the five-year Development Plan, aimed at strategic repositioning in the sector: the Plan envisages the concentration of the division's activities in 18 technological hubs of excellence, developed on a "smart factory" model that will see the principles of Industry 4.0 and Digital Manufacturing applied on a large scale. The rationalisation of logistics will entail the gradual transfer of the personnel involved from the sites that are in the process of being shut down, on the basis of timelines and accompanying measures shared with the Trade Unions: moreover, this rationalisation will not only not generate staff reductions, but will be the enabling factor for a programme of about 500 new hires to be carried out over the five-year period.

Smart working – Leonardo has signed a smart working agreement with the relevant Trade Unions whereby, drawing on the experience gained during the pandemic emergency, work commenced on the process of setting out a structural model for the application of this mode of work through a new experimental phase.

Early retirement - Leonardo has signed, with the Trade Unions, an early retirement agreement under art. 4 of Law 92/2012 (Fornero Act), which may involve a number of up to 400 Group employees who will meet, during the two-year period from 2023 to 2024, the requirements for retirement in the maximum timeframe envisaged in the agreement. This agreement is also an enabling condition for the simultaneous placement of 600 new employees in the same period.

Finally, Leonardo has also signed an agreement under art. 4 of the Fornero Act, involving managerial staff, with a maximum of 45 exits that may occur in the two-year period from 2023 to 2024.

Upskilling of blue-collar workers – During 2022, the upskilling/reskilling plan concerning blue collar workers in the Aerostructures division was further developed, which involved 130 employees in training courses aimed at acquiring/strengthening skills in technologies relevant to the division's technological and digital transformation.

Local schemes for mandatory placement - Since the beginning of the pandemic emergency, management measures have been put in place to protect employees who were most impacted by the reduction in workloads. In this regard, about 200 employees of the Aerostructures division, particularly from the Grottaglie site, were temporarily assigned to other divisions or to other sites/functions of the same division during 2022.

Listening to and involving employees

In 2022 Leonardo involved its people in many moments of listening, to deepen their perception with respect to certain issues of interest to the company, engage them on the main challenges and increase their sense of belonging. The various surveys carried out during the year made it possible to gather useful information and feedback on existing processes and tools and proved a key lever for change and continuous optimisation while outlining people's expectations and areas for improvement for the company on which to base Leonardo's

Innovation – A survey has been conducted with more than 4,000 respondents, designed in collaboration with the University of Cassino and Southern Lazio, which has analysed Leonardo's employee perception and attitudes on various issues linked to innovation management.

Home-work mobility - Nearly 11,000 employees have participated in the survey to understand changes in home-work commuting

growth strategy. The main surveys and projects implemented in 2022 are described below.

Anticorruption and Whistleblowing – A survey was conducted in early 2022 with nearly 4,000 respondents to analyse employees' level of knowledge of processes and tools to prevent, detect and counter corruption with a view to improving the quality of information and make the corporate system increasingly effective, shared and participatory.

Diversity & Inclusion – More than 5,000 employees of Leonardo have participated in a research project by Bocconi University of Milan, aimed at investigating the possible presence of gender bias, knowledge of awareness initiatives launched in the Diversity & Inclusion area, perception of Talent Retention policies, family support services and benefits offered by the company.

habits and set out priority actions to be taken at company sites to provide alternatives to private car use⁴².

Sustain-Able – It is a gamification platform that aims to involve the employees of Leonardo and to encourage the adoption of sustainable behaviours through team challenges that are focused on raising awareness and strengthening a caring and proactive corporate community on these issues and in which around 3,000 people participated during 2022, completing over 20,000 missions.

Robot in the Space – It is a two-month online robotics course targeted at children and grandchildren of employees aged 6-14, which is sponsored by Leonardo and organised by the Astronomia Culturale Medio Cielo Association. It has been an opportunity for the approximately 200 children and young people who took part to discover the fascination of technology and get closer to STEM disciplines.

Diversity and Inclusion (D&I)

Leonardo directs D&I promotion initiatives by taking account of the geographical characteristics of the countries in which it operates. In 2020 the Joint Committee was set up in Italy, which is composed of company and union representatives, with the aim of analysing, promoting and sharing company initiatives and projects for equal opportunities and diversity, as was a cross-functional working group for setting targets to 2030 and preparing an Action Plan for the promotion of gender equality. In the United Kingdom, the management committee is responsible for overseeing D&I strategy, and top management is involved on specific topics. In the United States, a Diversity Advisory Group (DAG) and a DAG Team promote D&I culture to support the company's organisational climate, talent management, recruiting and engagement initiatives.

Talent attraction and inclusive recruitment – In the United Kingdom, recruitment managers have been encouraged to complete training modules on inclusive recruitment in order to attain the goal of diversifying talent and increasing awareness of unconscious bias. In addition, Leonardo has continued to implement STEM Returners, which is the programme to attract people with STEM backgrounds who have exited the workforce for reasons related to personal or family life, placing a total of 25 people. Leonardo also works with the Association For BME Engineers (AFBE) in order to attract talent from different ethnic backgrounds. In Italy too, as part of the most prestigious recruiting appointments, events and Career Days of the best Italian Universities, Leonardo has promoted a distinctive identity that is increasingly based on the values of D&I and promoted the inclusion of women in the company, particularly with specific technical and scientific skills. A project has also been implemented, which is dedicated to the family of Italian recruiters, concerning a training programme on gender non-discrimination and the use of inclusive language. In the United

Springboard Programme – More than 140 women have been involved in the 6 editions of the international programme to strengthen female leadership and provide women with professional and personal support.

Navigator – In the United Kingdom Leonardo has launched a development programme dedicated to the male population to explore topics such as masculinity stereotypes, mental health, well-being and stress management.

Network Group – Seven Employee networks have been established in the United Kingdom to raise awareness and promote D&I strategy and make Leonardo an inclusive working environment for all employees: **Pride** (LGBTQ+), to provide advice and promote awareness of LGBTQ issues in the workplace; **Equalise** to offer support to employees and increase awareness about gender equality; **Carers** to support employees with special care needs such as for elderly parents, partners or children; **Enable** focused on neurodiversity and disability; **Ethnicity Inclusion**, to support ethnic inclusion; **Wellbeing**, to promote the fundamentals of personal and organisational well-being, will also be introduced in 2022; **Armed Forces**, dedicated to employees who have relationships with members of the military.

Inclusion 365 – It is a training programme that was launched in the United Kingdom in 2022, targeting business line leadership teams and dedicated mainly to D&I issues.

Imposter Syndrome - Training has been delivered on Imposter Syndrome, which is associated with low levels of self-esteem and feelings of low personal worth and inadequacy, which has involved over 300 employees at cross-border level.

Disability – Among the various planned activities are training courses delivered for recruiters and partnerships with third-party organisations that specialise in attracting and managing candidates

⁴² For more details, please see the chapter on Planet, paragraph on [Decarbonisation Path](#).

States Leonardo carries out targeted activities for schools and universities with a high presence of African-American students (Historically Black Colleges & Universities - HBCUs).

with disabilities and autism, as well as collaboration with third parties aimed at creating an appropriate working environment. Leonardo is also committed to removing architectural barriers by improving access to the sites in the United Kingdom. Thanks to its commitment, Leonardo UK was accredited in 2022 as a "Disability Confident level 2 employer," a recognition supported by the government as a result of its continued focus on employees with disabilities.


Investors in People (IiP) at Gold Level, **Investors in Young People (IiYP)** and **We Invest in WellBeing** of IiP in the United Kingdom

Military Friendly Employer and **Best for Vets Award** in the United States

First place in the industry for "young professionals" and "recent graduates in STEM disciplines" targets in **Universum's Most Attractive Employer** index

WELFARE AND WELL-BEING

In order to seize the new opportunities offered by the "New Normal" plan and in line with the flexible work system, a comprehensive project was launched at Leonardo in 2022 **to redesign people's work experience** inside and outside the company, putting at the centre of that experience the idea of individual well-being, which then translates into organisational well-being. In the new hybrid work model, where the dichotomies between personal and professional, or home and work environments give way to a new integrated vision of employee experience, 5 dimensions of well-being have been identified: physical, emotional, financial, social, and that related to work-life integration.



Leonardo allocates welfare schemes to all employees, necessary to build a system that protects and facilitates people's lives and the ecosystem around them while enhancing the vocations of the territories in which Leonardo operates, respecting the environment and appreciating, recognising and valuing the uniqueness of people.

As part of work-life integration, Leonardo contributes to the enhancement of parenting by providing grants for day-care centres, scholarships and (in some local areas) summer camps for employees' children. In addition, Leonardo is committed to providing its employees with the opportunity to take short- or long-term leave from work for health reasons affecting the employees or their family members, childcare for both parents, and for reasons related to study and training. Leonardo also encourages forms of flexible work; in addition to the possibility of hybrid work, employees can access offices in a flexible time slot and make use of tools such as hourly compensation. Finally, Leonardo is sensitive to the needs of employees who need to switch from full-time to part-time forms of work. In the United Kingdom, Leonardo has changed, through the Custom Working project, the way work is done, empowering employees, along with their managers, team, and customers, to decide where and when they work. This flexibility allows the company to maintain a focus on customer needs while better balancing employees' work needs with personal and family commitments. Leave policies also allow employees to volunteer in addition to annual leave.

For the physical wellness area, employees in Italy can access a dedicated service platform (Gympass) that allows them to combine physical and mental well-being through a holistic approach to personal well-being. Dedicated services include access to physical facilities/gyms, online master classes, apps, and nutrition and meditation activities. More than 3,000 employees have signed up for the platform and are taking advantage of Leonardo's well-being services.

With regard to welfare related to sociality, recreational, leisure and cultural activities are offered to employees and their families at Leonardo's company recreational clubs.

As part of the projects related to economic welfare, Leonardo has put in place the Flexible Benefits plan in Italy, which has involved about 30 thousand employees, supporting them with grants for the purchase of textbooks and passes for public services, as well as services for the full or partial reimbursement of various types of school, social welfare and transport expenses. 92% of the amount converted to Welfare was used by employees. In the United Kingdom, Leonardo employees are eligible for tax and insurance benefits if they purchase an electric car under the Go Green Car Scheme. Flexible benefits worth more than €mil. 12 million were provided in Italy and the United Kingdom in 2022.

Leonardo has been recognised as a "Caring Company" for the measures it has put in place to support its people, bearing witness to its commitment to work-life balance and the enhancement of diversity and skills as a driver of innovation and growth.

ENHANCEMENT OF PEOPLE AND SKILLS

Leonardo's industrial strategy aims to attract and manage the job profiles and skills needed to meet the new challenges posed by the market, including the risk of their obsolescence.

The company's skill management and enhancement schemes support people throughout their career in the company, stimulating lifelong learning and activating upskilling and reskilling processes, also with a sustainable perspective.

The use of innovative technology tools in the various areas of people management and development is a key factor for change and radical improvement in the Group's overall performance. In particular, the most recent initiatives for the development of new skills aim to align the competencies of our human resources with the needs of the future, design training programmes and reduce outsourcing and recourse to the market, leveraging a digital approach that combines data mining, artificial intelligence and Massive Open Online Courses (MOOC) training platforms.

62% of employees hold a
STEM qualification

59% of new hires hold a
STEM qualification

About 1.1 million hours
of training delivered

966 training courses
activated with the
educational system⁴³

Data 2022

Leonardo takes part in strategic initiatives focused on skill development at a European level too. Among these are the **ASSETs + (Alliance for Strategic Skills addressing Emerging Technologies in Defence)** project, which was launched in 2020 and involves about 30 European partners (industrial, academic, etc.); the project aims to create a system of observation and management of critical skills for Defence and a mechanism through which Universities can bridge the gap of misalignment on identified skills through new pedagogical approaches and training courses. 172 skills were identified and analysed in three domains (Artificial Intelligence, Cybersecurity, C4ISTAR - Command, Control, Communications, Computers, Information/Intelligence, Surveillance, Targeting Acquisition and Reconnaissance), classified into three categories: technical expertise; skills related to methodologies and procedures needed to develop certain Defence application areas; cross-sector skills, which are soft skills needed in all business sectors.

Participation in the ASSETs+ project enables Leonardo to contribute actively to the European education system and to find funding lines to support business activities and in line with sustainable development goals. In particular, since April 2022 Leonardo has assumed, under the programme, a role of direct responsibility in carrying out any and all activities related to the certification of the project's content and outputs, as well as the role of coordinating the Industry and chairing the relevant Steering Committee.

Leonardo has also adhered to the **Pact For Skills**, which is one of the 12 actions required to implement the Skills Agenda for Europe. The purpose of the programme is to mobilize stakeholders involved in the target sectors in order to create better upskilling and reskilling opportunities for students and workers in Europe, sharing specific commitments. This Pact will also help foster the transition to digital and automation, accelerate post-Covid recovery and increase the competitiveness in our continent. A working group dedicated to skills in the Aerospace and Defence Industries Association of Europe (ASD) sector has been formed to provide further support within the sector.

Leonardo also participates in the Jobs, **Skills & Impact Working Group** of the European Round Table (ERT), which is mainly focused on reskilling and upskilling programmes, needed to address digital and green

⁴³ Internships, apprenticeship programs, traineeships, school-to-work alternation.

transitions that are underway⁴⁴. As part of this programme, the R4E (Reskilling for Employment) project was launched in May 2021 to identify how best to address upskilling and reskilling needs in Europe. The programme has the ambitious goal of reskilling and providing jobs for more than 1 million people by 2025 and more than 5 million people by 2030. Leonardo is the first Italian company to join the programme and has taken a key and coordinating role in the project, which aims to produce a positive impact on the country as a whole.

Performance measurement

Performance appraisal – In 2022, around 24,500 people were involved in the performance assessment, 22% of whom were women, with redemption of 98.16%. The first phase of the "Performance & Development Management for IPT" pilot project was also implemented with the assignment of IPT (Integrated Project Team) performance objectives to resources working in project teams.

People analytics – Analysis and data mining tools have been adopted to identify and develop new skills, map the job profiles present in its organisation and monitor the evolution and trends of the market, as well as the activities of its main competitors. The fact of identifying in advance any emerging role or roles affected by significant changes does in fact allow the company to take actions for the recruitment of new profiles or training of resources in order to acquire or strengthen specific skills in a targeted manner, including with a view to up/reskilling and especially targeted at digital technology and STEM disciplines. On the basis of the analyses carried out, the use of the Coursera platform also makes it possible to select the best courses or the most suitable certifications. Specifically, in-depth analyses of seven strategically important technologies have been conducted through this rationale, defining assumptions for the development of the necessary roles and training required on impacted populations, supported by the Love for Learning project.

Succession plans – About 1,300 people, up to the third organisational level, have been involved in the people review process between succession candidates and Future Leaders. These resources constitute Leonardo's Leadership Pipeline, for which the Company aims to ensure, in an increasingly effective manner, full professional fulfilment in line with development expectations and skills they possess, enabling generational change and gender diversity. Women account for 24% of the total group (compared to 23% in 2021) and 30.5% of identified successors (compared to 29% in 2021). In accordance with the targets stated in the Integrated Budget, the % of women within the managerial class appears to be increasing. In the 2022 appointment process, the percentage of women appointed was found to be increasing compared to 2021 (25% vs. 17%, respectively).

Digitization of HR management processes - In October 2022, Leonardo launched a new platform - Workday - to digitally redesign, harmonise, and manage the main processes of its people's professional lives: from training to performance and competency appraisal, from personal and professional data

Attraction, training and development

Love for Learning – Leonardo is the only Italian company that has made the training offer of Coursera, the world's leading platform for MOOCs available to all of its employees around the world. Approximately 4,600 courses, which are produced by the best universities in the world, are accessible from home and office. Participants can earn certifications for the courses taken, thus improving their level of employability. The effectiveness of the programme is confirmed by the growing number of those enrolled, over 11,870, with 46,000 courses started and 246,500 hours of training used with reference to Cloud Computing, Big Data, Machine learning, Artificial Intelligence and cyber-attacks issues. In order to make the training experience even more targeted, training courses were planned for professional roles in the engineering area, particularly exposed to the danger of professional obsolescence.

UP– This is a high-level international managerial training course that has involved 90 new executives in three editions, with over 4,500 hours of training, to support the exercise of leadership, promote team building, networking and customer experience, and the testing of innovative solutions.

Behaviour simulator – Leonardo has implemented a Digital Role Play platform SKILLGYM for the development of soft skills. Through thematic learning "circuits," we train in a protected environment in managing critical conversations and reflecting on the effectiveness of one's own behaviours, through the use of technologies such as artificial intelligence, interactive videos and augmented reality.

Internal mobility - 32% of positions filled with internal candidates, including through the use of job posting.

Sustainability Training Courses – A first interactive multimedia course on sustainability issues was prepared and made available to employees during 2022. The course, which is structured into specific modules, provided the basics of sustainability, in addition to being designed to raise awareness of the actions the company is implementing and its role it plays in sustainable development. The course was completed by about 17,000 employees.

Talent Attraction - In 2022, Leonardo launched several initiatives aimed at attracting top talent, orienting new generations toward the study of STEM disciplines, enhancing the technological excellence of its products and services, and raising awareness of the distinctive features of the company and the skills of its people. Among the main projects are those aimed at: supporting

⁴⁴ For more details on Leonardo's commitment to developing skills for the future, please also see the section on [Education and scientific citizenship](#).

management and administration to remuneration issues. In addition to enabling all employees to gain greater autonomy in handling their professional information, Workday empowers managers to lead their teams more effectively, partly due to the availability of reports and dashboards providing updated information on employees in real time, and to proactively support their paths to growth. As part of the evolution of the new platform, a new performance appraisal process tool is scheduled to be implemented in 2023, which, among others, will enable all employees to provide feedback on the performance of their colleagues.

the recruitment of junior and technical professionals for the company; representing the Group's professionalism, excellences and local entities directly through the testimony of some employees in the role of "ambassadors"; enhancing multimedia communication and social channels; and encouraging the recruitment of women graduates in STEM disciplines and engineering graduates for the company through participation in the Career Days of some prestigious university hubs.

Change management models in the business

Leonardo Production System (LPS)

It is the agile production system inspired by the **World Class Manufacturing (WCM)** method, by which Leonardo pursues the objective of optimising efficiency and productivity through an approach oriented to continuous improvement in the management of processes and programs, which is capable of ensuring more and more quality and safety. The programme is in its third year of implementation, in which it is strengthening its effectiveness, including through the growth of the skills of the people involved, who are stimulated to make the best use of their experience in order to adopt good practices that are already in place and, above all, to take improvement actions in the work areas, with reference to ten technical pillars. The driving force behind the programme is the continuous learning on the part of Pillar Leaders, aimed at strengthening the skills to be passed on to the various teams in the field, on the one hand, and, on the other, training courses dedicated to plant managers so that they can facilitate the adoption, through a system-wide knowledge of the WCM. In particular, Pillar Leaders focused on the people development Pillar have the key task of mapping the skills possessed by teams of engineers and operators and selecting those to be acquired or strengthened. In order to accelerate and support continuous improvement processes, the digital transformation (LPS Digital) plan was also strengthened in 2022 in order to support the 3 phases of application (Reactive, Preventive and Proactive).

LPS is managed by a governance and control system based on standardised evaluation criteria for each technical pillar set out at an international level by **WCM Association, which was joined by Leonardo in 2022, the first company in the A&D sector**. Each facility operated under the LPS model is audited every six months by a team of WCM-certified company or third-party auditors. The main objective of the audits is to ensure that the application of the different pillars contributes to risk reduction (safety), process improvement (quality), energy efficiency and better plant management.

From the launch of the program from the beginning of 2019, LPS involved 18 manufacturing plants in Italy and made it possible to reduce injuries in the areas of intervention by about 95%, as well as to increase productivity on average by about 30%, achieve "zero failure" condition on 7% of industrial plants and reduce the overall cost of "non-quality". Among the actions taken, LPS also made it possible to intervene on ergonomic improvements of the workstation, with benefits in terms of productivity, effectiveness, quality and well-being of operators.

Over **5,000 people** involved in **18** manufacturing plants

About **8,000 projects** for continuous improvement (kaizen)

-95% of injuries and +30% productivity in the model areas in which the LPS system was implemented

First company of the A&D sector to become a member of the **WCM Association**

Leonardo Project Management Model

The **Leonardo Project Management Model (LPMM)** is the new company process that strengthens the efficiency and effectiveness of contract and project management for the development of new technology solutions, with the goal of improving project performance in terms of time schedule, costs, quality and customer satisfaction.

The model sets out a common set of innovative tools and methodologies aimed at strengthening the role, decision-making autonomy and professional and managerial development of project managers and project team members by spreading the culture of team working, cross-divisional collaboration and knowledge sharing.

The application of LPMM is overseen through the monitoring of Key Performance Indicators of process and project performance, which allows any possible action to be taken to support the proper implementation of processes and their continuous improvement.

The ongoing implementation of Change Management initiatives from the issuance of the LPMM onwards has also enabled the establishment of the Leonardo Project Management Community, the widespread execution

of the Leonardo Project Management Model, and the collection of functional feedback for continuous improvement from all the company stakeholders concerned.

Over **2,000 people** involved in **Change Management** projects

489 strong-matrix project teams (**Integrated Project Team**) formalised

3 digitalisation projects of Project Management tools **completed**

Future Factory

Future Factory is a change programme that Leonardo is implementing in the United Kingdom to drive the evolution of the business towards state-of-the-art operating systems and ways of working, enabling people to contribute more effectively to the achievement of strategic objectives. The program is built around four main projects for gradual performance improvement (Integrated Planning, Digital engineering, Supply chain management and Digital factory), including through the use of immersive platforms of Virtual Reality (VR), Augmented Reality (AR) and Mixed Reality (MR).

HEALTH AND SAFETY

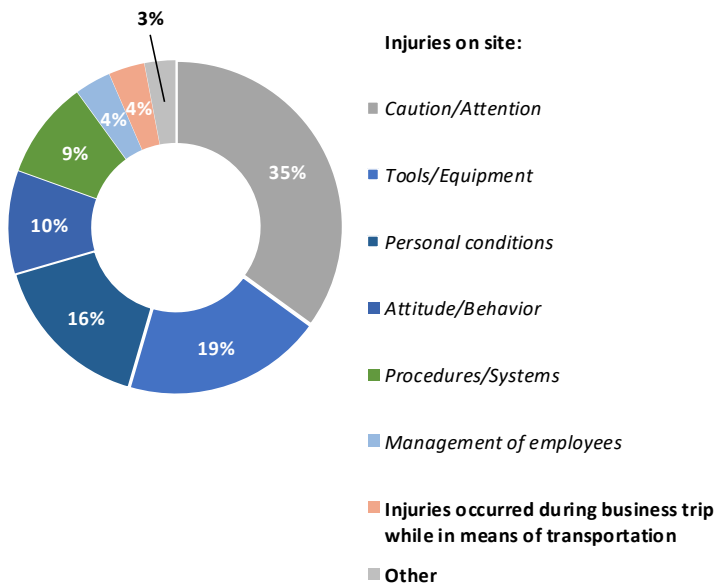
Among the objectives of Leonardo's Health, Safety and Environment Policy⁴⁵ are those of ensuring safe working environments and operating conditions, preventing risks to the health and safety of its employees and of anyone who has access to the Group's sites, raising awareness and providing continuous training to personnel on health and safety issues, in compliance with the laws in force in the countries in which it operates, voluntary standards and stakeholder expectations, with a view to continuous improvement. Among the tools used to ensure compliance with adequate standards are health and safety audits, both internal and external, which are mainly aimed at maintaining Management System certifications, as well as at compliance, safety and hygiene audits.

80% of employees
work at sites with ISO 45001 certified Health and Safety Management System (56% in 2017)

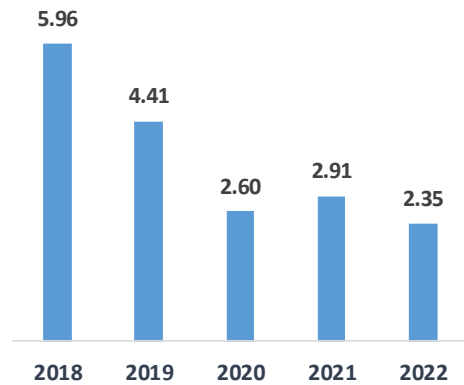
2.35 injuries
per million of hours worked
(-54% compared to 2017)

1,726 audits
conducted on health and safety, of which 1,589 internal and 137 external

Main causes for injuries in 2022



Injury rate 2018-2022



2022 confirmed the trend of improvement in the accident rate compared to the last three years and in particular a 19% reduction was recorded compared to 2021.

Occupational health and safety

Supplementary Health Care - Health coverage schemes were put in place for employees and their entire households in Italy. In the United Kingdom insurance coverage is on a contributory and voluntary basis.

Travel security - Leonardo considers as a priority the protection and safety of its workers who are called upon to perform their professional work abroad on posting, secondment or relocation. Among the preventive measures put in place to ensure adequate information and preparation, Leonardo offers specific training courses to its employees in travel security, safety and health, in

⁴⁵ For more details on environmental safety, please also see the paragraph on [Natural resources management in industrial processes](#).

Employee assistance programmes – Leonardo, through a third-party provider, offers support to employees in need of legal and financial advice and counselling on domestic abuse and bereavement issues.

Ergonomics – The Group has put in place measures to improve ergonomics in the workplace at 47 sites.

addition to a dedicated, 24/7 health care service; an automated system for providing employees with the Health and Safety information in the country of destination (Pre Travel Advisory); and an app available to travellers with geolocation features in case of emergency. Travel Security processes are ISO27001 certified.

RESPECT FOR HUMAN RIGHTS

Leonardo undertakes to carry out its activities in full respect of human rights, which are integrated into the Group's Code of Ethics and Charter of Values, based on the principles of the United Nations' Universal Declaration of Human Rights, the International Labour Organisation (ILO) Conventions, the OECD (Organization for Economic Co-operation and Development) guidelines, the Charter of Fundamental Rights of the European Union and additional relevant regulations.

In the three areas of human rights that have been identified as relevant to the Group – people management, supplier relations and the sale and distribution of products -, Leonardo adopts appropriate processes to avoid any violation, promoting a culture of integrity inside and outside the Company and improving its business and trade compliance systems on an ongoing basis. These three areas, which are presented in the Group's Policy on Human Rights, were identified by means of a specific analysis performed between 2017 and 2018 based on the ISO 26000 guidelines: it identified the Group's business areas that are potentially exposed to the risk of violations of human rights and the measures put in place to manage and mitigate risks. In order to identify and promptly manage potential risks and negative impacts on human rights, Leonardo has mechanisms in place for the management of reports, either signed or anonymous, and has set up a dedicated communication channel⁴⁶.

In order to strengthen the surveillance system, the Group promotes the protection of human rights along the value chain, supporting its dissemination among its stakeholders, including through the action under the Sustainability Plan and by participating in multilateral initiatives to create synergies between associations, businesses and institutions.

People management

- > Prohibition on all discrimination against gender, race, skin colour, language, religion, political opinions, sexual orientation, nationality, social status or background, trade union membership, age or disability or any other type of discrimination or intolerance towards diversity.
- > Prohibition on all forms of exploitation of child, forced or illegal labour.
- > Guarantee for political and trade unions' rights.
- > Protection of sensitive data of natural persons, whether they be employees, collaborators, visitors, customers or suppliers.
- > Protection of health and safety of workers, in compliance with applicable provisions and the highest standards in terms of safety and hygiene.

Supply chain

Through the Supplier Code of Conduct, Leonardo requires to its suppliers:

- > Protection of the right to work and equal opportunities, promoting dignity, health, freedom, equality of workers, rejecting all the forms of discrimination, whether directly or indirectly, also with reference to political or trade union related aspects;
- > Non-involvement in any way whatsoever in forced labour, human beings trafficking, and exploitation of child labour and forced labour generally speaking;
- > Payment of the minimum wages and benefits legally mandated, as well as working conditions, working time and compensation fair and complying with the laws and the standards applicable in the countries where the supplier operates;

Sale and distribution of products

- > Development of technology solutions for the security and protection of citizens, national institutions, technological sovereignty, and the resilience of countries.
- > Non-involvement in the production, development, storage, trade and/or sale of non-conventional weapons (e.g. cluster bombs, mines, chemical weapons).
- > Non-involvement in nuclear weapons production or maintenance activities.
- > Application of the Trade Compliance Program to ensure full compliance of applicable laws and provisions of competent authorities for Trade Compliance aspects, including obligations for embargoes, sanctions and other trade restrictions.

⁴⁶ The Guidelines on the management of reports are available on the [website](#). The dedicated channel is humanrights@leonardo.com.

- > Promotion of health and safety and of diversity culture and inclusion through constitution of Working groups formed by company and labour unions representatives.

- > Safety and protection of workers' health in the workplace in compliance with current regulations regarding Health & Safety⁴⁷.

Leonardo, moreover, carry out reputational checks of third parties with which intends to establish contractual relationships and envisages social clauses to protect workers in the case of contract handovers.

- > Due diligence processes for potential customers and end-users, using screening activities to check whether they are on blacklists and other checks in case of transactions with Sensitive Countries.
- > Development of the Human Rights Impact Assessment tool which introduces specific red flags while carrying out business activities aimed at verifying compliance with internationally recognized human rights.

99% of employees in OECD countries.

72% of employees under collective agreements.

32% of employees are members of trade unions.

80% of employees operating in ISO 45001 certified sites.

96% of purchases from OECD countries.

100% of suppliers accepts the Supplier Code of Conduct.

95% of key suppliers state that they have no suppliers in countries considered at risk⁴⁸.

More than 6,400 evaluated on social and ethical-legal issues.

397 transactions monitored in Sensitive Countries.

Human Rights Impact Assessment

In the application of the Group's Policy on respect for human rights and in line with the objectives of the Sustainability Plan, an analysis tool (Human Rights Risk Assessment - HRIA) has been adopted with the aim of setting out the main risk indices with reference to human rights and the potential impact of the activities carried out by the Company. In particular, this analysis is carried out "by Country" and "by transaction".

Analysis "by Country" – While setting out five red flags, the analysis tool aims to identify Countries which, despite the absence of specific sanction programmes, have been reported by national and international bodies (e.g. UN and EU) due to violations of human rights, with particular reference to: serious acts of internal repression, violations of international humanitarian law; belonging to conflict zones in the trade of "3TG" minerals (so-called conflict minerals). On the basis of these assessments, the Countries to be included in the list of Sensitive Countries for reasons linked to the respect for human rights are identified, establishing the obligation to notify any transaction involving them, either directly or indirectly.

Analysis "by transaction" – The risk analysis tool relating to transactions with Sensitive Countries has been completed with the addition of two drivers relating to the respect for human rights that are linked to the HRIA "by Country".

Following the introduction of HIRA, the list of Sensitive Countries was also extended and, consequently, the supervision of the Group's commercial transaction increased.⁴⁹

The increasingly substantial investments by Leonardo in research and development of digital technologies, in particular on Artificial Intelligence (AI), and their application to its products and solutions, require a defined ethical and legal reference context and an analysis of potential economic and social risks and impacts. Aware of this new context, Leonardo is committed to aligning development and progress opportunities with ethical considerations. Among the activities conducted, the participation in the discussion for drafting the proposal

⁴⁷ For more details, see [Leonardo's Supplier Code of Conduct](#).

⁴⁸ The data relates to the LEADS assessment conducted on 500 key suppliers.

⁴⁹ For more details, see the updated list of Sensitive Countries, publicly available on the Company's website.

for a Regulation of the European Parliament and of the Council to establish harmonised rules on AI, which was presented by the European Commission in April 2021⁵⁰ and for the Italian National Regulation on AI.

Development and ethical use of Artificial Intelligence

Leonardo complies with the 11 core principles set out by the UN in 2019 in relation to Autonomous Systems, with particular consideration to the use of Artificial Intelligence (AI) applied to Defence products and services.

The Group's technology research work is in line with compliance requirements with respect to the seven core elements laid down in the European AI regulation, in view of their application and the future need for European marking. These elements are: human action and surveillance, robustness and security, confidentiality and data governance, transparency, diversity, non-discrimination and equity, social and environmental well-being, and responsibility to be also understood as accountability.

With regard to Autonomous Weapon Systems, Leonardo confirms:

- > its commitment to respecting the fundamental principles of the International Humanitarian Law (IHL), including: the distinction between civilians and combatants and limiting collateral damage, as far as possible; the principle of proportionality with regard to the need for defence and security;
- > adherence to the Human-On-The-Loop (HOTL) and Human-In-The-Loop (HITL) standards to ensure that the use of autonomous weapons in situations critical to the security of people is subject to human supervision and control.

⁵⁰ Regulation of the European Parliament and of the Council laying down harmonised rules on artificial intelligence (Artificial Intelligence Act) and amending certain Legislative Acts of the Union (April 2021).






PLANET





- ✓ **DECARBONISATION PATH**
- ✓ **CIRCULAR ECONOMY**
- ✓ **NATURAL RESOURCES MANAGEMENT IN INDUSTRIAL PROCESSES**

To counter and mitigate the effects of human and industrial activities on the climate and the ecosystem, Leonardo has defined a sustainable business strategy based on responsible economic and social models and takes account of short-, medium- and long-term risks and opportunities.

Leonardo is committed to reducing climate-altering emissions, mitigating climate change risks, and fostering the transition to a low-carbon economy, especially through research and implementation of innovative solutions, including with the involvement of the supplier ecosystem. At the same time, Leonardo has launched initiatives to reduce emissions from the energy consumption of its industrial processes, including the investment program for energy self-production from renewable sources (photovoltaics), the extension of LED lighting, the upgrading of buildings to increase their eco-efficiency, changes to the production process to replace SF₆ greenhouse gases, as well as the LPS program that provides a management model for operation efficiency. Leonardo's decarbonization strategy got a major boost in 2022 with the decision to make a commitment on the Science Based Targets initiative.

<u>Priority topics</u>	<u>SDGs</u>	
<ul style="list-style-type: none"> > Environmental impact of the use of materials > Management of natural resources and conservation of ecosystems > Climate change, adaptation/mitigation > Development of earth observation technologies > R&D, innovation of advanced technologies > Digital transformation 		
<u>Objectives</u>	<u>Progress</u>	<u>Target year</u>
> Reduction in electricity consumption taken from external grid by 10% ⁵¹		2025
> Reduction in Scope 1 + Scope 2 emissions (Market Based) by 50%		2030
> Reduction in water withdrawal by 25%		2030
> Reduction in the amount of waste produced by 15 ⁵²		2030

 On track  Objective updated

Impact indicators

<p>About 160,000 tons of CO_{2e} avoided thanks to the partial replacement of gas SF₆ from 2020</p>	<p>Over 220,000 tons of CO_{2e} avoided through the use of virtual training systems from 2018</p>	<p>Over 85,000 tons of waste recovered from 2018</p>
---	--	--

The new commitment to the Science Based Targets initiative

In 2022 Leonardo presented its commitment to the Science Based Target initiative (SBTi). SBTi supports companies in their decarbonisation ambition by providing guidance, tools and criteria to set targets that are in line with the goal of limiting temperature increase to 1.5°C, as defined by the 2015 Paris Agreements. Setting targets according to the SBTi methodology will ensure that Leonardo bases its decarbonisation ambition on a scientific basis and expands its commitment to carbon footprint reduction to include indirect Scope 3 emissions. Leonardo formalised its commitment in November 2022, and the targets will be submitted for final validation to be achieved by 2024.

⁵¹ Calculated as a ratio to revenues. Baseline 2019

⁵² Reduction in emissions, water withdrawals, and absolute amount of waste generated. Baseline year 2019.

DECARBONISATION PATH

Technological development and digitalisation are the main drivers for reducing emissions from **operations** and implementing **new products and services**, accelerating **the** transition to the decarbonisation of the **supply chain**. Added to these is Leonardo's commitment to engage its supply chain to combat climate change.

As a large industrial and manufacturing player, Leonardo invests in **a number of initiatives aimed at decarbonising and curbing the energy consumption of its operations (Scope 1 and 2 emissions)**. These include the energy self-production programme, which will enable the Group to reduce its energy dependence and avoid the emission of over 16,000 tons of CO_{2e} by 2025, and the full potential LED lighting programme, which will save over 10,000 tons of CO_{2e} annually by the same year⁵³. With regard to the efficiency and digitisation of production processes, Leonardo aims to minimise its carbon footprint through various initiatives, including the replacement of SF₆ gas, which avoided the emission of about 160,000 tons of CO_{2e} in 2022 compared to 2020, and the development of innovative solutions. Thanks to the Digital Twin, for example, Leonardo is redesigning its processes and reviewing the design and production stages of products and services.

At the same time, **the commitment to promote emission reductions among its suppliers and the implementation of new products and services** is enabling Leonardo to accelerate its decarbonisation journey along the entire supply chain, upstream and downstream of the value chain, respectively (**Scope 3 emissions**). In this regard, Leonardo has commenced specific training, awareness and sustainability planning and reporting support activities for suppliers. On the other hand, important contributions are provided by research work performed within Leonardo Labs on Digital Twin, materials, logistics electrification, participation in European-level research programmes - such as Clean Aviation and SESAR 3⁵⁴, as well as **advocacy** activities and collaboration with suppliers, partners and institutions. Leonardo's approach is also in line with the goals of Destination 2050, the leading European-level industry initiative that designs the roadmap for zero-emission aviation by 2050, involving airlines, airports, and aerospace companies.

Commitment to combating climate change is increasing in all countries on an ongoing basis; most notably in the **United Kingdom**, where Leonardo has made public a specific decarbonisation plan⁵⁵.

Major projects to reduce CO₂ emissions in its operations (Scopes 1 and 2)



SF₆ replacement – Leonardo is proceeding with the work to upgrade its manufacturing processes in order to significantly reduce the quantities used for the inert gas SF₆ by replacing it with a gas with lower Global Warming Potential (GWP), according to the methods envisaged in the relevant project of the Sustainability Plan. The objective is, in fact, to replace SF₆ gas (GWP: 24,300) with R134a (GWP: 1,530) as the inert gas used during the casting of magnesium alloys. In 2022, a direct emission reduction of about 160,000 tons of CO_{2e} was achieved through the partial replacement of SF₆ with R134a, compared with 2020.



Energy self-production programme – Operations commenced on 3 pilot PV plants, for which the authorisation stages are underway. Furthermore, potential implementations are being analysed on 30 additional sites, with the aim of maximising electricity production from on-site plants, reducing dependence on fossil fuels and diversifying the risk associated with volatile energy markets. Compared with previous assessments, the estimate of self-consumed energy at full capacity has consequently been increased, which may reach a value of more than 50GWh/year by 2025, equivalent to about 16,000 tons of CO_{2e} per year avoided. Ongoing analyses will confirm these values and the timing of construction of the plants, with the aim of giving maximum acceleration to the project. The systems hosted at Leonardo's plants will be owned by a third-party partner who will make a portion of the

⁵³ Compared to 2019.

⁵⁴ For more details on Leonardo Labs and European research programmes, please see the paragraph on Technological Innovation.

⁵⁵ Include the reference to the related paragraph/box.

energy produced available to the sites, thus helping to reduce the withdrawal of electricity from the external grid and associated costs.



Full Potential lighting Programme – Work is continuing on the massive programme to replace lighting systems with LED technology, envisaged in the Sustainability Plan. In the period from 2021 to 2022, investments of about €mil. 5.6 were completed, which will allow, when fully operational, to save about 8.2 GWh/year, equal to more than 2,500 tons of CO_{2e} avoided per year, which must be added to the 6,000 tons of CO_{2e} avoided per year thanks to the first installations completed in the period from 2014 to 2020. Leonardo has also decided to give maximum acceleration to the programme, which envisages about €mil. 23 in additional investment and an estimated reduction in consumption of about 33GWh/year when fully operational, equivalent to about 10,000 tons of CO_{2e} avoided per year. The Programme will also make it possible to improve working environments, with regard to all impacted areas: industrial, office and outdoor areas.



Thermal Energy Consumption Efficiency - A new thermal plant is being designed at the Vergiate factory, regarding which the current steam generators will be replaced with more energy-efficient machines. The new plant will be able to reduce gas consumption by about 900,000 m³ per year, equal to about 1,800 tons of CO_{2e} avoided, through an investment of more than €mil. 6. The project will be implemented in the period from 2023-25, according to the production needs of the plant.



Digital energy monitoring - The platform connects about 1,100 smart meters through which about 70% of the energy consumption is monitored at the Italian plants, enabling a structured and digitised management of energy consumption and facilitating the identification of new projects to improve consumption efficiency. The data collected by the platform in 2022 will also be used to prepare the 2023 energy diagnoses on Leonardo's main sites, in order to update the energy performance of the plants and take new actions on plant engineering efficiency improvement.



Electric and hybrid cars - Leonardo's corporate fleet (long-term rental) in Italy consists of 43% hybrid/electric drive vehicles (+6 p.p. compared to 2021), with the goal of achieving 80% by 2023. Regarding the carpool, the current share of green vehicles is 55%. In support of this objective, additional charging stations will also be installed at all Leonardo sites, in addition to the 200 that are currently in use (including more than 130 in 2022).

A pilot car sharing project has also been launched at some sites, using only electric or hybrid cars, with the aim of gradually extending it to the entire Group.

Major projects to reduce CO₂ emissions in the value chain (Scope 3)

Reduction in emissions in the supply chain

Decarbonisation is an industrial transformation that involves the entire supply chain of Leonardo. For this purpose, the company has prepared the Manifesto for Supply Chain Sustainability⁵⁶, which focuses on industrial efficiency, action for Planet, green energy, and finally eco-design and circular economy. Leonardo has also recognised the issue of managerial culture and skills as key to accompanying suppliers on the path to decarbonisation. The Group has designed specific training, awareness and sustainability planning and reporting support programmes for suppliers, which are developed along three lines of action:

- dedicated workshops, featuring experts and market industry leaders for green solutions;
- managerial training programme for suppliers, delivered free of charge through the use of interprofessional funds and/or public funding;
- video courses and toolkits to implement the development of a Sustainability Plan and preliminary non-financial reporting within the supply chain at the level of individual companies.

Reduction in emissions through the development of products and services

In developing **products and solutions**, Leonardo uses cutting-edge materials, processes and technologies that limit energy consumption and help reduce greenhouse gas emissions, thus contributing to combating climate change and reducing the use of hazardous substances. Leonardo produces in fact aircraft that consume less fossil fuels through the use of lighter materials and have lower energy requirements, virtual training systems that drastically reduce real flight hours and systems to optimise air, urban and maritime traffic, which make the aeronautics and transport sectors more environmentally sustainable. Leonardo also participates in research and development activities for advanced solutions with low environmental impact promoted by major national and European projects, benefiting from both risk sharing and reduced research costs and time to market, including Clean Aviation and Sesar 3⁵⁷.

Major projects to reduce CO₂ emissions in the aeronautics and helicopter business (Scope 3)



Virtualisation – Embedded Training Systems allow online training with real and/or virtual actors in a tactical scenario shared between aircraft, ground simulators and monitoring and control stations, with real-time data exchange through data link (aircraft-to-ground) and communication networks (ground-to-ground). These technologies make it possible to significantly reduce the need for flights on real platforms, with consequent reduction in the use of fuels and production of climate altering emissions. The virtualisation of product testing (Certification-by-Simulation) will also drastically reduce the flight activities required to obtain certifications for platforms and/or their subsystems. The current real tests (on the ground or in flight) may in fact take place in digital form by using advanced simulation systems and accurate models.

1/10
CO_{2e} emissions produced with
one hour of simulator
compared to one hour of real
flight

Electric or Hybrid Platforms - The development of electric or hybrid platforms will allow the reduction of CO_{2e} emissions thanks to new propulsion systems that operate much more efficiently than current ones and without the use of fossil fuels.

⁵⁶ For more information on Leonardo's commitment to its suppliers, please see the paragraph on "Supply chain value" in the chapter on Prosperity.

⁵⁷ For more information, please see the chapter on [Prosperity](#), in the section on the European research programmes and the paragraphs on the Research, development and product engineering of sectors in the chapters on the [Results and outlook by sector](#).



Sustainable Aviation Fuel (SAF) – Environmentally sustainable fuel is one of the solutions to contribute to reducing aviation's carbon footprint at global level. At present, Leonardo has 12 helicopter models that can operate on fuels with up to 50% of SAF⁵⁸.

Up to **-80%** of CO_{2e} emissions over the entire life cycle thanks to the use of SAF with respect to traditional fuels⁵⁹



Emission Trading Scheme - In Italy, 9 sites fall within the scope of the ETS (Emission Trading Scheme) regulations, compared to 12 sites in 2013, and must therefore offset their CO_{2e} emissions by acquiring allowances partly free of charge, and partly for valuable consideration.

No site of Leonardo falls within the scope of application of the Aviation ETS regulations.



Air traffic management – Air Traffic Management (ATM) systems help optimise traffic and reduce aircraft GHG emissions. Leonardo develops and produces ATM systems within the European SESAR (Single European Air Sky ATM Research) programme, based on paradigms of sustainability, digitisation and green transformation to create a single European air traffic control system, which at present is still fragmented. In this context, LEANS (Leonardo Evolution Air Navigation System) has been set up, which is aimed at evolving the current Leonardo ATC (Air Traffic Control) system to adapt it to the needs of its customers, creating together a shared vision and a roadmap towards automation, digitisation, scalability, optimisation and green transformation (reducing for example gate-to-gate times and fuel consumption).

About 150,000 tons of CO_{2e} avoided in one year with Leonardo's Free Route ATM system in the sky in Italy

Leonardo's approach in the aeronautics sector supports the objectives of **Destination2050**⁶⁰, the major sustainability project in the aviation sector in Europe, which sets out a roadmap for net zero-emission air transport by 2050, acting on all flights relating to Europe, the United Kingdom and the European Free Trade Association, through the collaboration of airlines, airports, Aerospace companies and navigation service providers.

Destination 2050 Objectives



-37% of CO₂ emissions, improving **aviation technology**



-34% of CO₂ emissions through the use of **SAFs**



-8% of CO₂ emissions implementing **financial measures**



-6% of CO₂ emissions, improving **management of air traffic** and of aircraft operations

Other projects to reduce indirect CO₂ emissions (Scope 3)



Sustainable employee mobility – Home to work travel plans have been prepared for 40 company sites in Italy, 10 of which on a voluntary basis. Over 29,000 staff members of Leonardo work at such sites, equal to about 93% of the Company's population in Italy. The Plans include more than 200 projects to be implemented, aimed at encouraging more sustainable home-to-work mobility. In 2022 Leonardo incurred expenses of about €mil. 2.5 for sustainable mobility projects in favour of its people, including, for example, maintaining the shuttle service at

⁵⁸ Leonardo helicopters that can operate with fuels having up to 50% of SAFs without operational limitations or performance degradation are the following: AW139, AW169, AW189, AW149, A109S, AW109SP, AW119MkII, A109A/All, A109C, A109K2, A109E, A119.

⁵⁹ Depending on the mixture of SAFs used. More information can be found on the [website](#).

⁶⁰ For more details, please see the website of [Destination2050](#).

numerous company sites, installing covered parking spaces for bicycles and kick scooters, and providing grants for the purchase of public transport season tickets.

In addition, a survey of the entire Leonardo staff in Italy was conducted in 2022 to learn about home-to-work travel habits and propensity toward more sustainable forms of transport. More than 11,000 employees participated in the survey (35% response rate). The data collected shows that the average home-to-work commute of Leonardo people is 29 km each way, takes 36 minutes, and involves a monthly expense of € 140. 78% of respondents predominantly use a car. About 70% are very or fairly satisfied with their current commute mode, while about 30% are not satisfied at all.



Logistics – Implementation of the Transportation Control Tower to make the Group's shipping management more efficient while reducing emissions under Scope 3, through consolidation of shipping and reduction of dedicated transport and, where possible, with a shift to more sustainable modes of transport (e.g., maritime). Under the current plan, CO₂ emissions are expected to be reduced by 3% in 2023 and 7% in 2024⁶¹.

“Net zero” objective in the United Kingdom

In the United Kingdom Leonardo has committed to achieving climate neutrality by 2030 for Scopes 1 and 2 emissions and across the value chain by 2050, with a target to reduce CO₂ emissions by 40% (for Scopes 1 and 2) by 2025 (compared to 2018). In September 2021, Leonardo published the Carbon Reduction Plan⁶², including information on Scopes 1 and 2 and five categories of Scope 3, which will be updated on an annual basis, and a description of the most significant measures that will be adopted to reduce the environmental impact of operations in the United Kingdom. These include:

- > **Energy management standards** – Implementing ISO 14064-1 certified management systems at all UK operations by the end of 2024 with the ambition to follow the PAS 2060 standard to demonstrate the credibility of the stated carbon neutrality target.
- > **Self-produced energy** – Making investments to achieve 25% of self-produced energy under power purchase agreements by 2030.
- > **Use of electric vehicles** – Expanding charging stations, providing incentives for employees to transition to hybrid or electric vehicles, 100% of electric executive cars by 2030, and corporate electric fleet by 2025.
- > **Investments in energy efficiency at sites** – Implementing a system to monitor electricity and gas consumption at all sites, launching a Lighting-as-a-service (LaaS), significantly reducing fossil fuel consumption and promoting the use of low greenhouse gas emission refrigerants.
- > **Water efficiency and reduced waste generation** - Target of 5% waste reduction, recycling of at least 90% of non-hazardous waste by 2024, and 5% reduction in water consumption and discharge by 2024.

Leonardo's advocacy activities and collaborations on energy transition issues

As regards the advocacy on issues relating to energy transition and environmental protection, Leonardo is a member of the International Aerospace and Environment Group (IAEG), an organisation including the industry's leading companies committed to advancing innovative environmental solutions and standards for aerospace. Among the topics dealt with are hazardous substance management, alternative technology development, and GHG emissions reporting and management. In order to provide further support, Leonardo is a member of the CSR (Corporate Social Responsibility) working group of the Aerospace and Defence Industries Association of Europe (ASD) and took part in 2022 in the launch of a new task force on Green Defense within the same association. Leonardo also participates in the **Energy Transition and Climate Change** group of the European Round Table (ERT), and in the related thematic task forces; in 2022, the Group also actively contributed to the Task Force on the Digitally Enabled Green Transition, which is mainly focused on the impact of new technologies to accelerate digital and green transition. Finally, Leonardo participates in the Confindustria Environment Technical Group and the Corporate Social Responsibility Group in Italy.

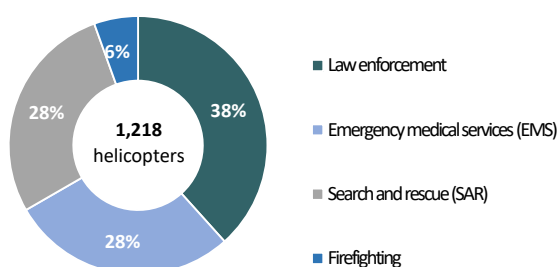
⁶¹ Baseline 2019.

⁶² For more details, reference should be made to the [Carbon Reduction Plan 2021](#) of Leonardo UK Ltd.

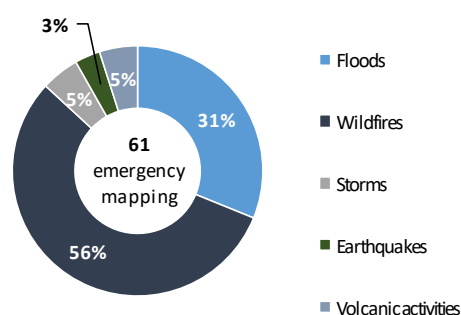
Leonardo's contribution to climate change adaptation

The demand for Earth observation and monitoring services to verify climate conditions, as well as solutions to deal with extreme events and emergency situations, is expected to increase in the near future. Among the innovative technological solutions that contribute to the progress and safety of the world, Leonardo also provides helicopters and aircraft configured for search and rescue and emergency medical missions (SAR - Search and Rescue - and EMS - Emergency Medical Services, respectively), satellite services for monitoring specific events such as floods, fires, tornadoes, and other solutions aimed at facilitating climate change adaptation. Furthermore, in order to provide maximum information support to decision-makers and operators, Leonardo's global monitoring technologies, intended as systems for monitoring and controlling the territory, integrate satellite information and associated Earth observation services with data from radar and sensor systems, secure communication systems, command and control operations rooms, helicopters, aircraft and remotely piloted drones.

Leonardo's helicopters by mission type



Satellite services by event type



Other Leonardo solutions to support adaptation to climate change

“Unmanned” solutions – Leonardo holds a stake in Skydweller Aero Inc. a start-up company dedicated to the development and implementation of solar-powered remotely piloted aircraft capable of carrying large payloads with unlimited in-flight persistence capability; in addition, Leonardo implements a business model known as "Drone as a Service, DaaS" through the cloud-based T-DROMES platform, which supports, in an integrated manner, the planning and management of environmental monitoring, firefighting, humanitarian and migration surveillance, emergency management and border control missions.

Fixed-wing and rotary-wing platforms - Multi-mission and surveillance aircraft and helicopters designed for excellent performance under the most demanding operating conditions in natural disasters, fires and humanitarian relief (AW family and C-27J Firefighting).

Geo-information services – Integrated solutions for data acquisition, analysis and reporting for environmental protection, rapid mapping in support of natural disaster management, maritime surveillance for crude oil spills, interferometric measurements for landslide and land

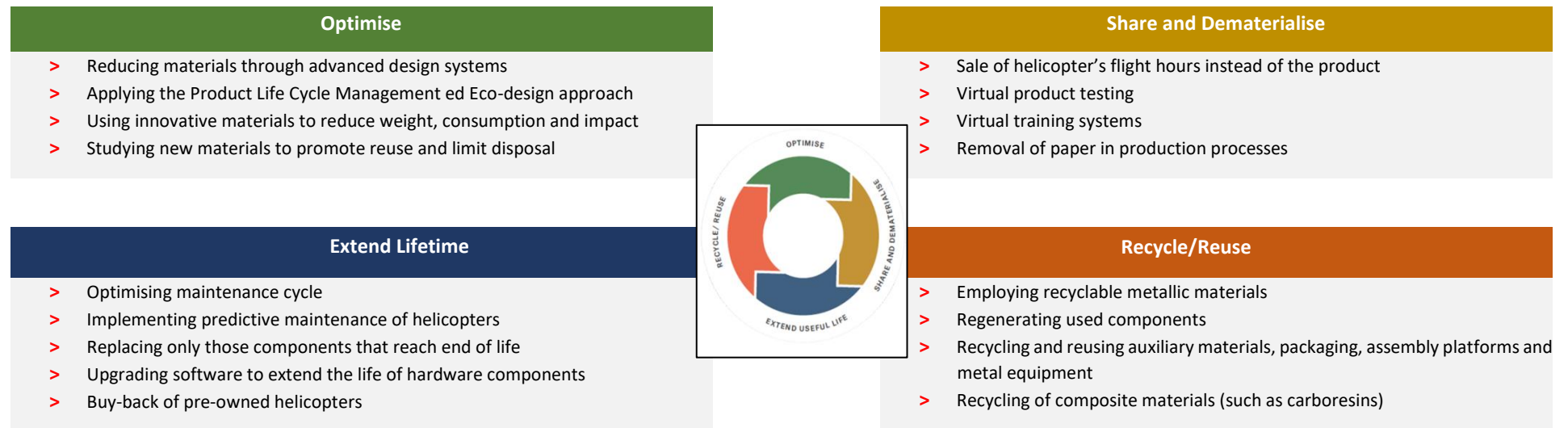
PRISMA – It is the hyperspectral mission to monitor and map the Earth's surface for environmental risk management. Since the beginning of its operations in 2019, the hyperspectral payload, operating in more than 200 bands in the visible and shortwave infrared spectrum, is acquiring data over the entire world, revealing all its capabilities for monitoring the Earth's delicate ecosystem, in particular for monitoring water transparency, crop health, drought, risk of biodiversity loss, fire risk, air pollution, as well as natural disasters such as volcanic eruptions, landslides, floods.

X-2030 - The platform is a "system of systems" with command and control, communication, cyber and intelligence capabilities for monitoring the territory able to process and exploit in real time huge amounts of data from heterogeneous sources. The X-2030 platform, through command and control operations rooms, provides an integrated view of the operating context and is used, for example for monitoring environmental and anthropic events, risk prevention, as well as for city management and urban security purposes

subsidence monitoring, thematic mapping for agriculture and forestry.

CIRCULAR ECONOMY

The **transition to a circular economy model**, enabled by technology and the adoption of conscious behaviour, forms an integral part of Leonardo's Sustainability Plan strategy and projects with a transformative approach across the entire value chain. Leonardo's circular economy strategy is based on four main interconnected areas: **optimising** the use and choice of materials since the design stage (e.g. through eco-design), using digital platforms to **dematerialise** and **virtualise** activities and solutions offered to the customer, **extending the useful life of products** by optimising maintenance cycles, including through predictive models, and **promoting the recycling and reuse** of materials, with the objective of reducing waste produced by 15% by 2030.



Main results

- Aircraft structures capable of maintaining a **service life level in excess of 20 operating years**⁶³.
- **51% of waste generated recovered in 2022.**
- **More than 220,000 tons of CO2 avoided** through the use of virtual training systems in 2022 (**about 48,000 training hours delivered in the year**).
- Divisional projects for paperless and digitized management of manufacturing/production document flow **to reduce paper use by up to 90% on a single process basis.**

⁶³ Leonardo's study presented to Cotec in November 2018: "The Circular Economy in the Aviation Sector, a document for the specific use of the Cotec".

Leonardo's major circular economy project

Digital twin and additive manufacturing – Primary enabler of Leonardo's transition to a circular model is digitisation. The use of the Digital Twin makes it possible to reduce the use of resources in prototyping, testing and training on developed products, and to rethink production cycles. Through additive manufacturing it is possible to reduce waste during production processes while the use of predictive maintenance makes it possible to extend product life.

Composites Recycling - Building on its relationship with its supply chain and thanks to the contribution given by technological partners and international associations, Leonardo is developing a new process for recycling carbon resins, which are materials that are complex to recycle but widely used in aeronautics because of their unique mechanical strength characteristics. This is also the background to the New Materials and Circular Economy Accelerator - a think-tank created by Leonardo with CSR Europe and other leading international companies, associations and universities. This initiative has developed a new framework on the circularity of composite materials reflecting the collaborative approach underlying the circular economy model that Leonardo intends to implement. As part of the accelerator's activities, the study "Composite Materials: A Hidden Opportunity for the Circular Economy" has been developed, which identifies cross-sector challenges and opportunities for the implementation of circular economy models for composite materials and which was presented at the European SDG Summit.

WEEE (Waste from Electrical and Electronic Equipment) - As part of IT Evolution consolidation, Leonardo has transitioned from 50 data centres to two next-generation computing hubs, virtualising the services offered in the cloud and increasing computing power, reliability, and security, with energy savings of about 20% compared to the previous setup. Since 2019, Leonardo has been disposing of end-of-life electronic materials through qualified partners and implementing waste sorting and conditioning of materials (such as electronic components, plastics, metals, etc.) to produce secondary raw materials with efficiency greater than 85% by weight of waste. During 2022, more than 14.5 tons of WEEE material was sent for recycling, with a total of 24.5 tons since the project began.

Plastics optimisation and reuse – In 2022 Leonardo completed a project to replace single-use plastic cups with reusable polycarbonate cups in company restaurants in order to reduce plastic waste at said premises. This change also involved the installation of running water dispensers and special cup washing machines. At the same time, about 80% of single-use plastic water bottles used in company restaurants were eliminated. Company efforts in this direction will continue in 2023 with the aim of further reducing the use of plastic bottles from Leonardo sites. In this project, 120 tons/year of plastics has been avoided as from 2022. Likewise, Leonardo has adopted policies to reduce the use of plastics in the production processes of the Aircraft Division. Specifically, waste production was reduced by 1.8 tons/year, of which 1 ton/year was plastics, in the JSF production process.

Recyclable products and materials - As part of the activities in support of integration and test (RIG) of mission equipment of the NH90 helicopter carried out by the Electronics Division to the benefit of the Helicopters Division, end-of-life electronic materials made available by the Helicopters Division itself are used. Specifically, on the one hand, most of the avionics equipment and cable harnesses are recovered from decommissioned or discarded material, thus allowing new use of equipment that is no longer suitable for flight; on the other hand, PAC (Programmable Automation Controller) actuators are converted from avionics equipment to equipment useful for simulating the platform. Since the start of the project, 790 kg of electronic equipment has been recovered and reused (repurposed).

Rationalisation of archives and digitisation of paper documents – In 2022 work also continued on the project, which had been started in 2021, aimed at reducing and centralising Leonardo's paper archives by transferring them to the central hub in Aprilia and cataloguing company documents on the Leonardo platform in order to consider a possible subsequent digitisation. Paper that is no longer of interest is sent for recovery. As a result of this operation, it will be possible to free about 4,000 square meters of areas at company sites, which may be allocated to uses with greater added value for the business, and, in addition, to send tons of waste paper for recovery. In 2022, about 30 tons of paper were sent for recovery. More than 3 million pages had been digitised at the end of 2022. The project will also continue in 2023 with the goal of freeing up additional areas within the plants.

"Social" circularity - Leonardo is committed to the development of circular models through the recovery of surplus food from the main Italian factories in favour of non-profit organisations, for the benefit of the local areas concerned. To this end, Leonardo has activated the Responsible Canteens Programme since 2013, in partnership with the Banco Alimentare Onlus Foundation and canteen service providers, to recover surplus food. Since 2021, the Programme has been extended to all Italian company restaurants, thus strengthening the possibility of multiplying positive impacts on local areas. In 2022, more than 112,000 portions of food were distributed for a total economic value of about € 215,000 (more than € 3 million since the start of the Programme).

Research on Materials - Commitment to a circular model is linked to ongoing research and study of new materials to promote their reuse and limit their disposal. Leonardo, in collaboration with Solvay - a Belgian chemical company - has launched a Joint-Lab dedicated to the development of new composite materials and manufacturing processes, which are key to the future of the aerospace industry. Within this collaboration relationship, work is being developed to implement the circularity of aeronautics composite materials

Among the projects developed within the Sustainability Plan, Leonardo has commenced work on a pilot project to increase the reuse of plastic packaging by introducing new package standards while also its involving suppliers.

and to test engineered materials - thermoplastic matrix composites, which are easily recyclable and aim to improve product properties, extend their life cycle and increase the efficiency of the production line, reducing their environmental impacts.

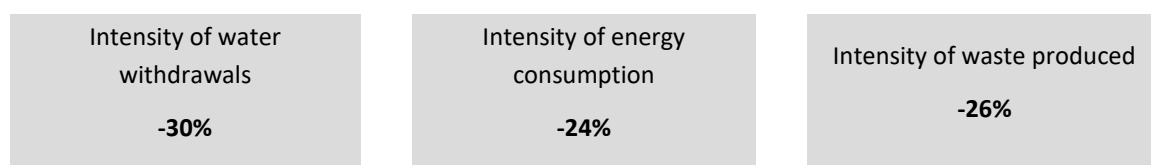
NATURAL RESOURCES MANAGEMENT IN INDUSTRIAL PROCESSES

Among the principles behind the Group's environmental management model⁶⁴ are the responsible and sustainable development of its activities, environmental management, the attention to the needs and expectations of its stakeholders, excellence in services and continuous improvement in its performance. In line with these principles, Leonardo is committed to the efficient use of energy and natural resources and a reduction in emissions and pollution, operating in compliance with applicable laws, voluntary standards and stakeholder expectations.

Leonardo has extended the voluntary adoption of certified management systems and dedicates resources to training and raising awareness of people, in addition to engagement programmes and internal and external communication tools that promote behaviours based on sustainability among employees, partners and suppliers. Audit programmes, risk identification and management processes in the area of environment and any related improvement and mitigation plans make it possible to ensure a safe working environment, as well as check for regulatory compliance, maintain site management system certifications, certify emission allowances, and assess the correct application of monitoring, control and reporting tools to protect people, the environment and business continuity.

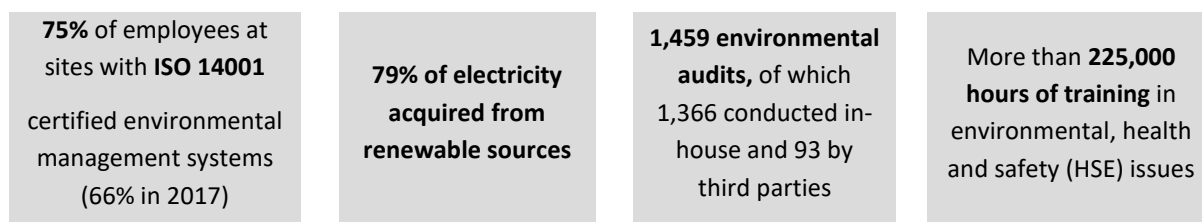
As part of Leonardo's Sustainability Plan, energy and industrial efficiency improvement measures have been planned to reduce GHG emissions, studies and initiatives to reduce water withdrawals, waste production, the use of hazardous substances, and protect the soil and subsoil and biodiversity. Specifically, Leonardo is implementing a standardised management model through the LPS programme, already active at 18 company sites, which enables the efficiency and continuous improvement of operations, including with a view to reducing environmental impact, in terms of lower emissions, water and energy consumption and waste generation.

Efficiency indicators⁶⁵



Performance 2018-2022, baseline 2017

Environmental management

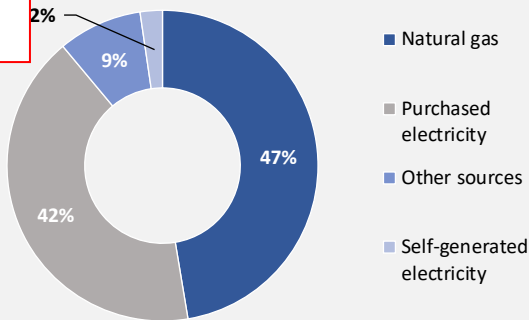


⁶⁴ The integrated Health, Safety and Environment (HSE) policy, procedures and operational instructions applied by the Group's Divisions and Companies define Leonardo's model for identifying, assessing, managing and minimizing environmental risks.

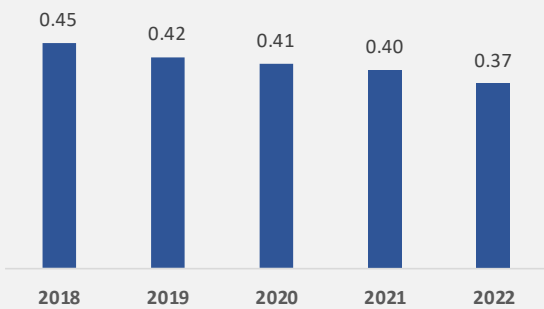
⁶⁵ Indicators calculated as a ratio to revenues. Efficiency indicators are in line with sustainability objectives.

Energy consumption
5,435 TJ

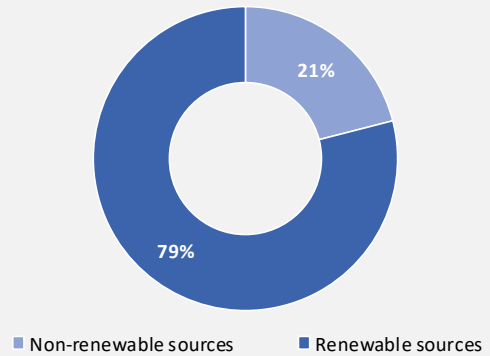
Energy consumption by source



Intensity of energy consumption (MJ/€)



Electricity consumption by source



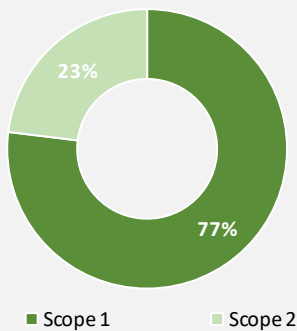
Intensity of energy consumption on revenues: 0.37 (-7% compared to 2021 and -24% compared to 2017).

Energy consumption: 5,435 TJ (-3% compared to 2021 and -5% compared to 2017), down compared to pre-pandemic levels, of which 33% from renewable sources, of which:

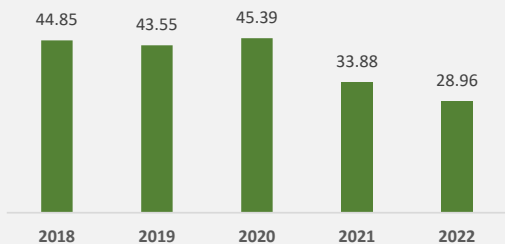
- > consumption of **electricity** acquired: 2,259 TJ, equal to 627 GWh (-0.3% compared to 2021, -8% compared to 2017), of which 79% from renewable sources;
- > **natural gas** consumption: 2,575 TJ, equal to 72.8 million m³ (-5% compared to 2021, -11% compared to 2017), mainly used for heating;
- > other sources (including self-generated electricity): 601 TJ, -8% compared to 2021.

CO_{2e} Scope 1 + 2 emissions (MB)
277,031 t

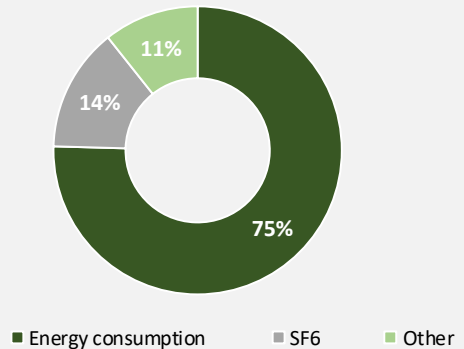
Scope 1 and 2 market based CO_{2e} emissions



Intensity of CO_{2e} Scope 1 e 2 emissions (LB, g/€)



Scope 1 and Scope 2 CO_{2e} emissions by source



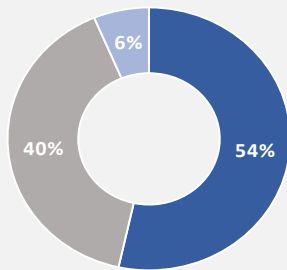
Intensity of CO_{2e} emissions Scope 1 and 2 (Location-Based) on revenues: 28.96 (-15% compared to 2021 and -37% compared to 2017).

CO_{2e} emissions Scope 1 and 2 (Market-Based): 277,031 t (-14.8% compared to 2021, -15.1% compared to 2017), of which:

- > **Scope 1 emissions:** 213,107 t of CO_{2e} (-19% compared to 2021 and -17% compared to 2017), of which 38,443 t connected with the use of gas SF₆ (-52% compared to 2021);
- > **Scope 2 market-based emissions:** 63,924 t of CO_{2e} (+3% compared to 2021, -8% compared to 2017).

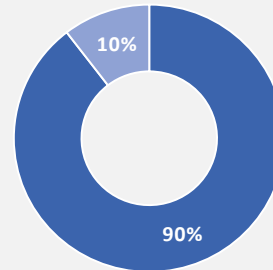
Water withdrawals
5,329 megalitres

Water withdrawals by source



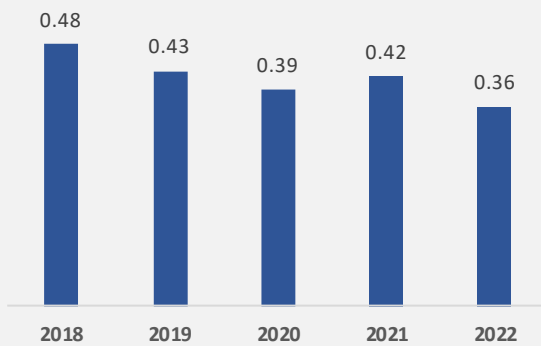
■ Wells ■ Water supply systems ■ Rainwater

Water withdrawals by area



■ Water withdrawal from other areas
■ Water withdrawal from water-stressed areas

Intensity of water withdrawals (L/€)



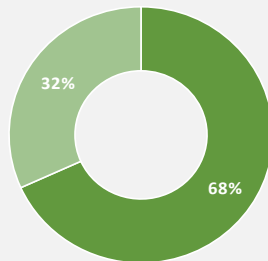
Intensity of water withdrawals on revenues: 0.36 (-13% compared to 2021 and -30% compared to 2017).

Water withdrawals: 5,329 megalitres (-10% compared to 2021, -12% compared to 2017):

- > The **reduction in withdrawals** is mainly due to leak repair work on distribution lines and the implementation of recovery and reuse systems;
- > **Reused and recycled water** is equal to 300 megalitres (about 6% of total water withdrawals);
- > Withdrawals from **water stressed areas** are equal to 556 megalitres (-18% compared to 2021).

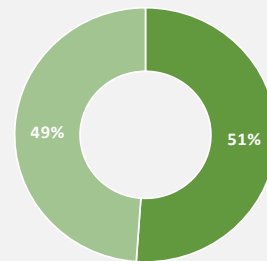
Waste produced
30,001 t

Waste produced



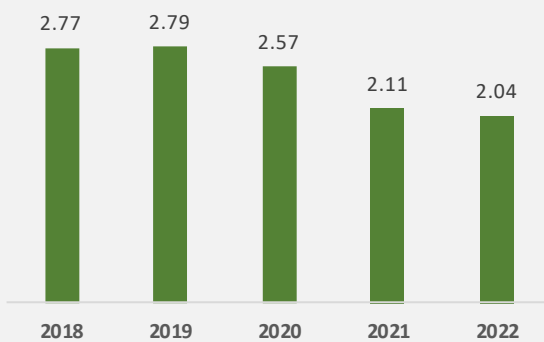
■ Non-hazardous waste ■ Hazardous waste

Waste by disposal method



■ Waste recovered ■ Waste disposed

Intensity of waste produced (g/€)



Intensity of waste produced on revenues: 2.04 (-4% compared to 2021, -26% compared to 2017).

Waste produced: 30,001 t (in line with 2021, -8% compared to 2017).

- > Non-hazardous waste: 68% of total.
- > Recovered and/or recycled waste: 51% of total (of which 29% recovered and 22% recycled out of total waste).

Water management

Water Project - The project envisages an analysis of the conditions of water networks, water treatment plants and factory water balance at most Italian sites in order to design a long-term programme of actions for improvement (both for systems and operations) to solve critical issues and implement innovative solutions, identified on the basis of inspections and in-depth analyses of documentation. In 2022 the project was completed for a total of 36 industrial sites with the preparation of an action plan for improvement.

Water Risk Assessment project – In 2022 Leonardo applied a water risk analysis methodology at 24 production sites located in Italy, the United Kingdom and Poland, which involves the assessment of a set of standard risk factors, relating, for example, to the geographic location of the site under analysis, the characteristics of the operational/industrial processes, and the operational and organisational measures for the supervision and management of water resources. The response and monitoring strategy is determined on the basis of the assessment of these risk factors. A gradual extension of the analyses to additional sites is planned in 2023.

Wastewater reduction project – In 2022, Leonardo upgraded wastewater treatment facilities at the sites in the aerostructures division, reducing liquid waste generation by 368 tons/year.

Water recovery project - At the Grottaglie site, one of the Group's most water intensive plants, a project has been launched to maximise the recovery of rain and condensate water from Air Treatment Units (ATUs) through an accumulation basin. The water recovered through a reverse osmosis process will be used in cooling towers. As a whole, a reduction in water withdrawals by about 25% is expected at the Grottaglie site in 2024 compared to 2019 values.

Energy resilience

Energy Infrastructure Programme - The Programme has been launched to increase the reliability of power supply at Leonardo sites, in support of their business continuity. The first projects have been completed at the Nola and La Spezia sites, which ensure new electric infrastructures. Furthermore, projects are in progress at other sites, which are aimed at improving the redundancy and power quality of power supply networks.

Demand Response Programme – Leonardo has established a strategic partnership with Enel X in order to make energy use more efficient on a national scale. According to a demand-response approach, energy not absorbed by the production activities of Leonardo's plants will be fed into the national power grid on demand. The programme, promoted by the European Commission encourages the active participation of final consumers in the electricity system for the resolution of technical problems on the grid, even in support of the emergency affecting energy markets. Leonardo continues to make, through the Cameri site, 2 MWe of power available to the National Electric Grid.

Soil and air protection

Leonardo implements various activities to reduce pollutants emitted into the atmosphere through the application of new technologies and more efficient abatement systems. These include improving management systems, eliminating or reducing diffuse and/or fugitive pollution in the atmosphere, and eliminating emission sources. These activities contribute to avoiding or completely eliminating relative emissions, including NO_x, SO₂ and VOC emissions. Furthermore, Leonardo is committed to promoting initiatives aimed at controlling and reducing the use of hazardous substances. Leonardo's sites where production processes are carried out, which involve the controlled use of hazardous substances operate in line with specific regulations to manage risks and any potential impact on

Biodiversity protection

part of responsible consumption of natural resources and environmental protection, Leonardo is committed to protecting biodiversity, putting in place the necessary measures to protect natural habitats and the variety of species present in the areas in which Leonardo operates and, in particular, in sites located within or near protected natural areas and with high biodiversity⁶⁷. In 2022 these sites amounted to 38 (22 in Italy, 3 in the United Kingdom, 7 in the United States and 6 in the rest of the world). In addition, 36 sites owned in Italy are affected, within a radius of 2 km, by additional landscape constraints, including archaeological ones (buffer strips, areas of public interest, etc.). The extent in hectares of sites located within 3 km of protected natural areas and/or areas of high biodiversity is 606 hectares, equal to about

⁶⁷ For the definition of protected areas or areas with high biodiversity, reference should be made to the main applicable standards including Rete Natura 2000, IBA (Important Bird Area); Law 394/1991; Ramsar Areas.

the environment ⁶⁶. The management of contaminated sites and ongoing remediation procedures in the Group, 24 in 2022, is based on an approach of responsibility and sustainability to implement the best technical and operational solutions.

50% of the surface area occupied by Leonardo Group sites. Among the recovery/protection actions implemented by the sites were reforestation and the installation of an oil/water separator to avoid soil or water contamination. With a broader view, Leonardo acts by promoting the protection of biodiversity through its decarbonisation strategy and the reduction of environmental impacts (e.g., water consumption).












⁶⁶ Sites subject to Integrated Pollution Prevention & Control (IPPC) Directive: 12 sites, of which 9 Italian and 3 foreign; Sites subject to Major Accident Hazards (MAH) regulations: 4 sites, of which 3 Italian and 1 foreign; Sites subject to Single Environmental Authorisation (SEA): 34 Italian sites. Sites subject to other authorisations (discharge, emissions into the atmosphere): 22 sites, of which 13 Italian and 9 foreign. The same site may be subject to more than one classification and related applicable regulations.



PROSPERITY



- ✓ TECHNOLOGICAL INNOVATION
- ✓ LEONARDO FOR THE NATIONAL RECOVERY AND RESILIENCE PLAN (NRRP)
- ✓ SUPPLY CHAIN VALUE
- ✓ CUSTOMER INTIMACY, QUALITY AND SAFETY
- ✓ VALUE FOR TERRITORIES AND COMMUNITIES

Prosperity is the result of economic and social security that is achieved while respecting people's rights, collective needs and in harmony with the Planet's natural resources. Leonardo takes action on the entire value chain to contribute to long-term prosperity. Technological innovation, is among the key enablers to sustainable development. Digitisation, new Research infrastructure and Development and supercomputing contribute greatly to accelerating Leonardo's technological innovation process, supporting the achievement of the SDGs. The participation of the entire research ecosystem and partnerships with customers and suppliers are the foundation for solid economic growth. Investments in the territory and the promotion of scientific and technological culture, which is essential to face the challenges posed by contemporary society, generate a positive social and economic impact on communities and future generations.

<u>Priority topics</u>	<u>SDGs</u>	
<ul style="list-style-type: none"> > Citizens' security > Solutions' quality, safety and performance > R&D, innovation and advanced technologies > Sustainable supply chain > Customer intimacy > Digital transformation > Cyber security and data protection 	    	
<u>Objectives</u>	<u>Progress</u>	<u>Target year</u>
<ul style="list-style-type: none"> > Manage over 75% of the value ordered by Leonardo's divisions through digital collaboration platforms⁶⁸ > Implementation of supply chain development programs and medium-long term partnerships, with a focus on SMEs, to improve business sustainability > Awareness/training on SDGs and reporting support tools to over 80% of key suppliers (over 500 suppliers) > 100% of LEAP partners with defined targets and plans on green energy, CO₂ emission reduction, waste recycling, water consumption > Increase in computing power per capita by 40% > 40% increase in storage capacity per capita⁶⁹ 	     	2022 2023 2023 2023 2025 2025

 Objective achieved  On track

Impact indicators⁷⁰

**126,000 employed and €bil.
10.8 of added value generated
in Italy**

**2,0 billion euros spent for R&S
and product engineering⁷¹**

**Over 26,000 jobs supported in
the supply chain in the United
Kingdom**

davinci-1 – worldwide excellence

davinci-1 is one of the most powerful supercomputers in the world, ranking 164th in the TOP500 list, 57th in the HPCG500 list and 7th among companies in the Aerospace and Defence sector⁷². With computing power of more than 5 million billion floating-point operations per second, davinci-1 is a machine conceived to perform multiple tasks at the highest level, from the most demanding needs of complex numerical simulations, such as those used to design helicopters and aircraft, to the processing of data, up to the development of applications based on artificial intelligence and cloud computing for the most diverse environments and fields.

⁶⁸ Includes recurring vendors. Leonardo DRS is not included in the perimeter.

⁶⁹ Increases in computing power and storage capacity calculated as the number of flops and bytes in relation to employees in Italy. Baseline 2020.

⁷⁰ Internal processing for calculation of data on jobs and direct, indirect and induced added value.

⁷¹ R&D by sector: Helicopters €517m, €1,185m Defence and Security Electronics, Aircraft €255m, Aerostructures €34m.

⁷² November 2022.

TECHNOLOGICAL INNOVATION

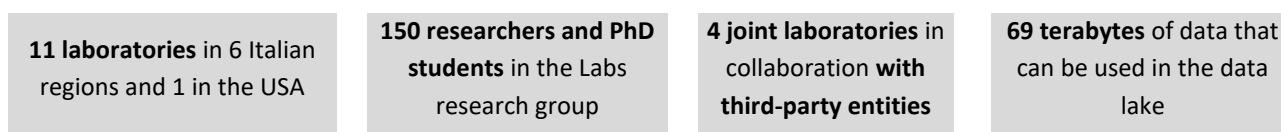
In order to achieve increasingly challenging objectives that allow continuous improvement of product competitiveness, in a perspective of long-term sustainable development, Leonardo has built an integrated innovation ecosystem to intercept nascent technological innovation oriented towards an efficient cross-fertilisation between different business sectors. This ecosystem actively supports the two internal innovation engines: the engineering and R&D areas of the Group's Divisions and Companies and Leonardo Labs, which are the central laboratories set up in 2020 with the aim of anticipating technological innovation by integrating long-term technological research and supporting the Company in introducing emerging and sustainable technology into products and services. Leonardo's innovation system is powered by key tools such as: open innovation, with its many channels of listening and discussion to capture new contaminations, contests on new and topical issues, networking with Universities and Research Centres, Innovation Communities, internal working groups established with the objective of accelerating innovation culture by sharing best practices and skills, and the Intellectual Property (IP) Office for the management and maintenance of the portfolio of patents and brands.

Numbers of innovation



Leonardo Labs

Leonardo Labs are the technology incubators conceived to support the Group in long-term research and development of the most innovative technologies, especially in the digital field, and transversal competencies across the company's business areas. The laboratories are focused on 9 research areas: Artificial Intelligence (AI), Digital Twin and Advanced Simulation, Big Data, High Performance Computing (HPC) and Cloud, Quantum Technologies, Autonomous and Robotic Systems, Electrification, New Materials and Sustainability, a new area established in 2022.



These facilities - some set up in collaboration with industrial partners and research centres that are world leaders in their respective fields of expertise - are built close to Leonardo's main industrial sites with the aim of also facilitating technology transfer and maximising the benefits to the relevant territories, strengthening collaboration with local institutions. The labs will thus be fertilizers for local areas while allowing Leonardo to centralise the development of frontier technologies.

The Labs also make it possible to feed a continuous flow of talent and to ensure flexibility and renewal, both in terms of skills and professional competencies: Leonardo's researchers coming from all over the world, who are part of the Labs network, in fact work together with experts and researchers within the Group divisions.

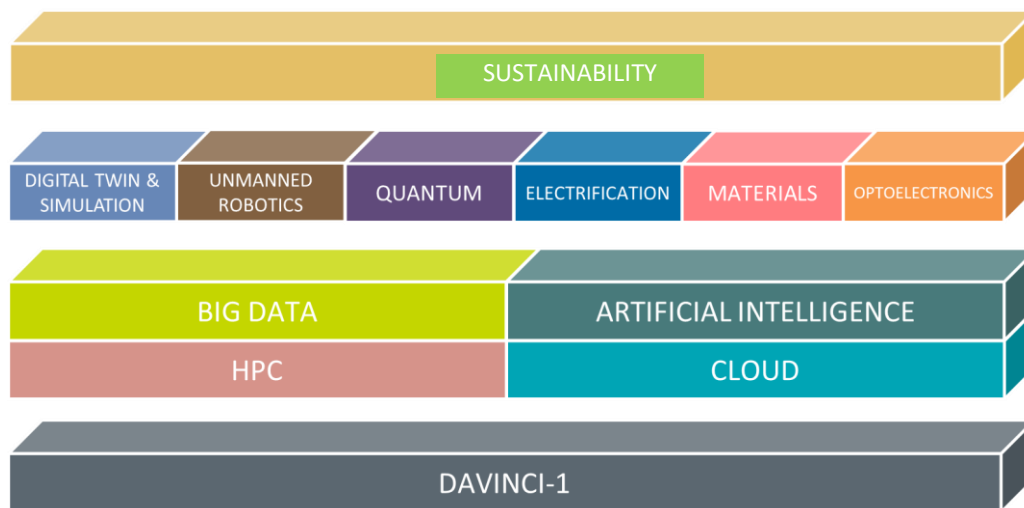
⁷³ R&D by sector: Helicopters €mil. 540, Defense Electronics & Security €mil. 1,045, Aeronautics €mil. 214.

⁷⁴ [The 2021 EU Industrial R&D Investment Scoreboard | IRI \(europa.eu\)](https://ec.europa.eu/eurostat/tgm/table.do?tab=table&init=1&language=en&plugin=1).

From June 2020 Leonardo has been selecting young researchers and PhD students through an international call for recruitment, and industrial PhD fellowships with 15 universities, funded by the Company, thus establishing a network of collaborating with universities to coordinate research and prepare new researchers.

Leonardo Labs are based on an integrated innovation approach in which all technology research areas are interconnected and interact synergistically to address the multi-disciplinary nature typical of the Group's application areas. The davinci-1 is at the base of this model with its computing and storage capabilities that are exploited by AI, Big Data, HPC and Cloud technologies, used by all the research areas of the higher levels. The third tier consists of application technologies that are independent research areas and use all the underlying technology and infrastructure layers. For example, the AI, Big Data, HPC technology domains converge in the implementation of the Digital Twin platform. Finally, there is the sustainability research area cutting across the model, which will explore specific topics of interest to the Group and enhance sustainability elements in some of the core research activities that are already carried out.

Technology research areas



DAVINCI-1

The davinci-1 supercomputer, one of the most powerful supercomputers in Aerospace, Defence and Security, is Leonardo’s answer to accelerate technological transformation towards industry digitisation. The architecture of the davinci-1 High Performance Computing (HPC) is an integrated supercomputing and cloud computing platform, which combines flexibility and computing power, thus allowing the training of algorithms (from deep learning to Artificial Intelligence), customisation by technology platform and the calculation of numerous interactions between the data that are generated (data analysis and big data).

Progress 2022 - In 2022 the production model was strengthened and the on-boarding was implemented on the system of all Leonardo divisions with HPC computing and Big Data processing needs; resource usage monitoring was also implemented, which will allow us to plan utilization in a better manner. The company Cloud Computing service delivered by davinci-1 itself has been enhanced, on which the development of applications underlying several digital transformation projects of Leonardo divisions has begun. The set of services delivered is available to Leonardo Labs researchers and engineers and Leonardo researchers to leverage its computing power and storage space for research, numerical simulation, big data analytics and Artificial Intelligence activities.

ARTIFICIAL INTELLIGENCE

Artificial Intelligence (AI) is an essential technology in many domains and it is important to study it in order to seize new opportunities to be applied to Leonardo's products and services. This research area is dedicated to the study of new AI models and analysis techniques to monitor critical infrastructures, through the analysis of data derived from satellites and field sensors (audio, video, IoT), for security

applications, using images, video streams, audio, and for command and control applications based on the integration of data from advanced sensors, decision support systems adaptable to various operational environments. A particular research focus is on techniques and methodologies to make networks and models certifiable and robust.

Progress 2022 – In 2022, techniques were studied and developed for the continuous training of networks and models, a framework was finalised for the analysis of helicopter remote sensing hyper-spectral imagery, methods were studied for making models and networks verifiable, and specific prototypes of models and networks were developed for nowcasting systems, threat identification and analysis applications, information retrieval systems.

BIG DATA

Dealing with data to analyse them and extract real information is key to each business. The Big Data research area works in synergy with the HPC/Cloud research area to study and investigate into new methods for information extraction and visualization. In particular, this research area is dedicated to designing and developing a prototype of a Leonardo framework for Big Data applications, which is capable of exploiting the computing power of the davinci-1 supercomputer, specialising it for different cases of use, such as, for example, the case of predictive maintenance applications such as logistics, after-sales, and complex systems.

Progress 2022 – In 2022 innovative Big Data-based services were designed for the Divisions, innovative data management solutions were implemented and new computationally intensive data-driven models (digital transformation) were enabled. At the implementation level, data lake infrastructures for the Divisions were improved and upgraded to manage and analyse Leonardo's product data. The Helicopters Division already has digital services in its catalogue based on leveraging the data lake infrastructure built within davinci-1's cloud infrastructure.

HPC

Cloud

This research area aims to support the Company in the process of innovation by directing it towards the adoption of cutting-edge digital technologies, which are capable of exploiting the power of High Performance Computing (HPC) and the Cloud. In particular, this research area is dedicated to: deploying and running third-party or proprietary applications used for the design of Leonardo products; optimising applications to maximise the exploitation of the HPC infrastructure, supporting code modernisation and porting of proprietary applications in a distributed environment, implementing a Cloud solution for the Company and its customers adopting IaaS, PaaS and SaaS (National Cloud, Military & Space Cloud) paradigms.

Progress 2022 – In 2022 the hybrid Cloud and HPC environment was successfully tested and validated for collaborative digital design of future platforms, which involved several Italian companies. In addition, work continued on divisions' porting of both codes and applications on HPC.

Digital twin\Advanced Simulation

Leonardo is studying how to realise a digital copy of a product, a system or an industrial process that models its behaviour, thus allowing an increase in safety, efficiency and sustainability (through a lower use of materials and energy), and a reduction in development costs. The digital twin therefore offers new opportunities in the AD&S sector and applications that benefit the company, in areas such as global monitoring, healthcare, smart cities, multimodal logistics.

Progress 2022 – During the year, in particular, the second version of the digital twin framework was released with the new multi-physics and multi-scale simulation capabilities. With regard to the high-fidelity simulation stream, work proceeded with the instantiation of different cases of use for fixed-wing and rotary-wing platforms, as well as with the creation of synthetic databases in three different case histories.

Materials

Materials research area focuses on studying new materials and processes for applications on products, especially in the avionics field. In particular, this area is dedicated to possible graphene applications in the aerospace and defence fields (e.g., low radar observability, ballistic protection, thermal management), high-performance materials for special applications (including high temperature, high erosion), meta-materials and meta-surfaces used to engineer the electromagnetic response of the material itself.

Unmanned & Robotics

The U&R research area studies autonomous systems based on intelligent and collaborative robots and advanced human-machine interaction technologies for specific missions, production tasks, operations in extreme environments, maintenance and in the future even in the space environment. Special attention is given to research into new solutions for navigation, mobility and locomotion, motion planning and interaction, manipulation control and AI solutions for robots.

Progress 2022 - In 2022, UAV (Unmanned Aerial Vehicle) platforms were designed and developed for activities to test and demonstrate autonomous flight capabilities, advanced sensing techniques were developed for flying platforms in synthetic environments, a robotic arm sorting system was designed and installed and autonomous navigation methods were studied and developed for quadrupedal robots.

Quantum Technologies

The research area studies quantum technologies to apply them to different areas such as secure quantum communication, quantum sensing, inertial navigation sensors, and quantum computing with special focus on the study of algorithms, which by exploiting quantum computers are able to demonstrate real computational advantage.

Progress 2022 - In 2022, work was completed on the experimental setups for the QKD (Quantum Key Distribution) infrastructure, the setup for the quantum random number generator, the phase-1 setup was installed for sensing applications and algorithms were studied and implemented to test QML (Quantum Machine Learning) techniques on quantum computers. Work also continued on the study and development of Quantum Safe.

Optoelectronics

The research area studies optoelectronics, with a focus on advanced electromechanical systems for optical applications, neuromorphic electro-optical vision, and meta-lenses for electro-optical systems.

In order to complement the research activities already in place, the following research areas will be activated in 2023: Space Systems, which will focus on researching new technologies for next-generation products to follow the rapid growth in the space sector, helping to create an integrated approach to Space Systems; Cyber, which will study and develop advanced cybersecurity tools and systems that can apply artificial intelligence techniques to different cases of use of the cybersecurity domain.

Electrification

The electrification research area is focused on the study of new propulsion systems for the next-generation aircraft of the future. Study activities focus on electric power management (distribution, conditioning, control and storage) and electric machines. Technology modules are analysed in relation to energy storage (e.g., batteries, supercaps, fuel cells, H₂, etc.), electrical distribution, power management control, propulsion architectures and "out of the box" aircraft configurations enabled by electrification itself.

Progress 2022 - Several fixed-wing cargo aircraft configurations were studied and developed, which were based on different propulsion technologies (H₂, Batteries, etc.). A digital model and configuration of a full electric tail rotor were also finalised. Studies and experiments continued on individual technology blocks such as H₂ Storage, Fuel Cell, Thermal Management, and Power Management System.

Sustainability

At the end of 2022, the new research line related to Sustainability was launched, which will be added to those already in place by implementing new topics of specific interest to the Group as well as by enhancing sustainability issues in existing research areas.

Specifically, the research area will focus on developing solutions to increase the environmental sustainability of the Company's products/services by incorporating sustainability issues in the development of new technologies and in Leonardo's products and services. The main research streams will be: decarbonisation of products and operations, life cycle analysis and circularity, reducing the environmental impact of industrial processes and digital technologies for sustainability.

Leonardo Labs in detail

Future Rotorcraft Technologies It develops technologies and solutions for next-generation rotary-wing platforms with the aim of improving safety and operational flexibility of aircraft and electrifying propulsion systems. Specifically, the Lab is developing advanced modelling solutions, solutions for the application of AI to flight control/management systems for the optimization of pilot-aircraft interaction and research on the electrification of propulsion systems for urban air mobility applications. As regards electrification, new hydrogen rotary-wing platform architectures, configuration analyses and technologies for platform hybridization, and direct hydrogen combustion system studies are being studied in the Lab.

Future Aircraft Technologies It develops technologies and solutions for next-generation fixed-wing platforms as well as analyses new processes and methods to improve the production and monitoring of platforms throughout their life cycle and searches for new architectures and components to make hybrid or electric aircraft. For example, the electrified model of the ATR42 aircraft has been implemented. Furthermore, studies are carried out in the Lab on AI-based solutions for advanced pilot assistance in complex operational scenarios, with the presence of autonomous agents and mission management systems for manned and unmanned aircraft. A data lake has also been designed, developed and commissioned to hold fleet flight data and optimize services and maintenance.

Materials Technologies The labs develop new materials, especially composites, and related production processes, with the aim of improving mechanical properties in aeronautical applications, extending life cycle and the possibility of reuse and reducing production costs. Specifically, research was carried out in 2022 on multifunctional materials and structures capable of combining mechanical features, system functionality and specific physical/chemical/mechanical properties. As far as recycling of materials is concerned, for example, waste has been analyzed in order to identify the most suitable recycling process in terms of energy cost and technological maturity.

Space Technologies It develops advanced monitoring technologies capable of combining satellite data with other data, with the aim of building a global system for monitoring of land and environment, critical infrastructure, management of natural events, EMS operations, health emergencies, smart cities, border controls. Specifically, methods and algorithms will be developed for monitoring based on machine learning and deep learning. A research unit focuses on studying and implementing algorithms for multi-UAV (Unmanned Aerial Vehicle) mission planning in support of applications aimed at providing surveillance, remote sensing, and support services for post-event response operations.

Future Security & Safety Technologies It studies new AI-based techniques for analyzing, understanding, and classifying audio, image, and video content, to enable autonomous navigation, and to make neural networks more secure. These include techniques for detection, facial and action recognition, classification, re-identification, segmentation, enhancement, manipulation, and anomaly detection (e.g., in fights). The Lab also focuses on applying AI to improve cybersecurity, from early warning of cyber-attacks to detecting, monitoring and analyzing intrusions and vulnerabilities.

Future Electronics & Sensing It develops technologies and solutions for command and control systems in order to transform current decision support systems into a truly cognitive process that leverages AI and state-of-the-art solutions. Research also covers the development of new technologies and algorithms for autonomous vehicles, the development of a big data framework for predictive maintenance of electronic systems and equipment, and the development of AI-based solutions to be installed on small drones or autonomous agents for supporting both civil and military operations.

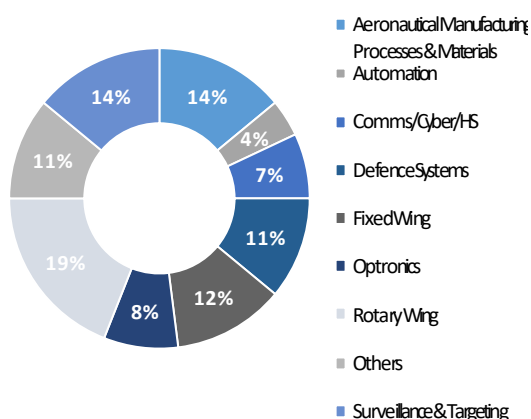
Leonardo also counts on **4 Joint Labs** set up in collaboration with industrial partners and research centers, which are world leaders in their respective fields of expertise, with the aim of developing and improving Leonardo’s technology and product portfolio:

- > the Joint Lab born from the collaboration between Leonardo and Solvay⁷⁵ is located at Leonardo Lab in Grottaglie (Taranto) and is dedicated to the development of new materials for complex and large aerospace structures. The agreement is the starting point for further collaboration platforms in the short- to medium-term for the development of applications in various fields, including aerospace;
- > three Joint Labs between the Leonardo Labs in Genoa and IIT (Istituto Italiano di Tecnologia), which focus on research and development of new solutions in robotics for manufacturing and unstructured environments and supercomputing. The three labs are supported by Leonardo and IIT's supercomputers, Davinci-1 and Franklin, respectively.

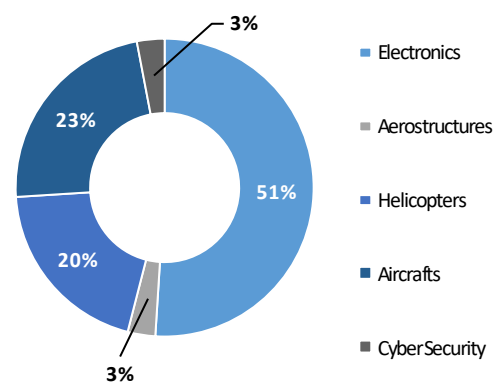
Intellectual property governance

In 2022 centralized Governance policies were implemented for the Intellectual Property (IP) to promote the growth and sustainable management of IPRs portfolios, protection in the dissemination of technical and scientific information, support for the protection and industrial exploitation of results achieved in R&D work on the part of the researchers of Leonardo and of Leonardo Labs. Since the beginning of 2022, the new IPRMS system of integrated management of company IP assets has become operational for the entire Leonardo staff members with respect to the areas of patents, trademarks, publications, and enabling technologies, in addition to continuing to update and promote the proprietary (online) Patent Showcase⁷⁶. The patent offering is also geared toward dual use in technologies in sectors surrounding Aerospace, Defence and Security, in support of the development of small- and medium-sized enterprises (SMEs) and start-ups of strategic interest. A Patent Showcase dedicated to Mechatronics is managed in collaboration with the technological hub of MESAP⁷⁷. Several IP training activities were also started during the year, through webinars and in-person classes, with the aim of spreading company culture and strategy in the industrial use and management of Intellectual Property.

Patents by key technology



Patent by sector



⁷⁵ For more details, please see the paragraph on [Circular Economy](#) in the chapter on Planet.

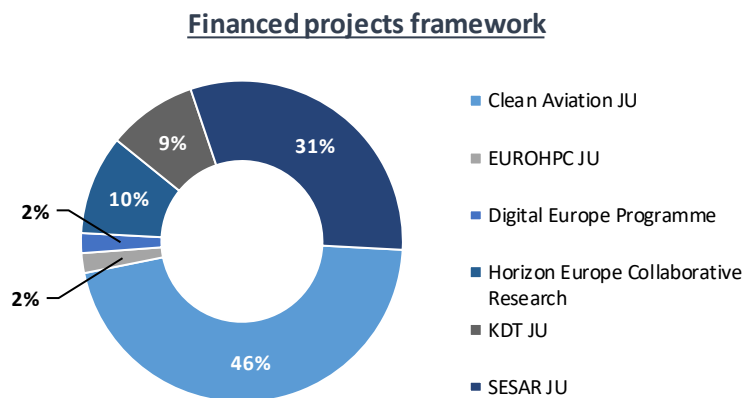
⁷⁶ For more details, please see Leonardo’s Technology Transfer portal.

⁷⁷ For more details, please see the [MESAP website](#).

Funding programs for research and innovation

Leonardo participates in regional, national and supranational research and innovation funding projects and programmes, including major European programmes such as Horizon Europe, which is the successor of the Horizon 2020 programme, Digital Europe Programme, European Defence Fund, the National Technology Clusters, in particular with the chairmanship of the National Cluster for Aerospace Technology, the Regional Technology Hubs and the projects of the Ministry of Enterprises and Made in Italy such as the agreements for innovation and the Competence Centres.

Within the Horizon Europe programme for funding of research and innovation, which supports the achievement of the United Nations Sustainable Development Goals, Leonardo is a partner in major projects spanning a number of fields such as: maritime surveillance, space technologies, the reduction of environmental impact to combat climate change, the protection of critical infrastructures and the territory, physical and logical security technology and systems, the technologies for a new generation of more efficient and environmentally friendly regional helicopters and aircraft, on-board electronics in all areas of maritime, land, avionics and space transport, air traffic management infrastructures, eco-design of electronic components and new environmentally sustainable materials. Moreover, in line with the goals of autonomy and technological sovereignty addressed by European policies such as EU CHIPS ACT and Digital Compass, Leonardo is a key player in projects focused on the study and design of future European technology CPUs and GPUs, mainly co-funded by the EUROHPC and Key Digital Technologies Joint Undertakings. In these projects Leonardo contributes to co-design work to ensure suitability in Aerospace, Security and Defence applications. In 2022, Leonardo was awarded European projects in the civil sector for a total funding of more than €mil. 30, distributed according to the funding framework as shown in the chart below:



With regard to the National Recovery and Resilience Plan, Leonardo has participated in several projects with the aim of maximising and enhancing collaboration and technology transfer from academia to industry,

leveraging not only the monetary investment but also the PhDs and research fellows who will be funded⁷⁸. Leonardo is committed to developing skills, directing training activities in line with the needs of the Group's engineering and research facilities especially on the most innovative and disruptive technologies, and strengthening the relationship and collaboration with the supply chain and ecosystem (SMEs, start-ups, clusters, etc.). Specifically, among the initiatives in which it has participated, Leonardo is a founding partner of two of the five National Centres (Mobilità Sostenibile - MOIST - e HPC, Big Data and Quantum Computing), two innovation ecosystems (Rome Technopole⁷⁹ and RAISE), and 5 extended innovation partnerships (Future Artificial Intelligence Research (FAIR), National Quantum Science and Technology Institute (NQSTI), Security and Rights in the Cyber Space (SERICS), 3A-ITALY) as well as participating in research activities planned for the RESTART partnership.

Furthermore in 2022:

- > The EPI-SGA2, TRISTAN (RISC-V) projects were launched and the ISOLDE project was awarded to support the research and design of the future family of European processors and chips. In these projects, Leonardo addresses the requirements in terms of power, processing capability and security to ensure their applicability up to the end-user and participates in designing green computing technology solutions.
- > With regard to the circular economy and sustainability, Leonardo participates, within the EECONE project, in the design, implementation and testing of processes for the recovery of electronic circuits and components with twofold objectives: on the one hand to extend their useful life, reducing demand for and supply of raw materials and on the other hand to reuse them to make new electronic circuits that can be integrated into aeronautical structures and components made of carbon fiber.
- > The EU-CIP project was launched for collaborative networks among key stakeholders in critical infrastructure sectors to ensure their greater resilience.
- > With regard to quantum technologies, Leonardo is a partner in the MUQUABIS and CARIOQA-PMP projects, which aim respectively to study quantum imaging technologies and to develop the engineering model of a cold-atom interferometer for generating reference signals for next-generation satellite atomic clocks. Leonardo is also one of the Italian leading players involved in the design and deployment of the first experimental QCI network infrastructure in Italy, through the QUID (Quantum Italian Deployment) project.
- > Within the ELSA project, Leonardo positions itself among the European industries of excellence engaged in setting out new standards for Artificial Intelligence at the European level, specifically addressing the issues, security and automatic analysis of video, audio and textual data for verifying the authenticity of the data as effective tools to cope with counterfeiting.
- > Within projects funded by the EUROHPC JU with a focus on high-performance computing technologies, Leonardo is participating in the MAX and MultiXscale projects.
- > Within the Clean Aviation Program, Leonardo has been awarded 8 projects that aim to reduce the environmental impact of next-generation regional aircraft, including the HERA project in which it acts as coordinator.
- > As part of the Digital Europe Program, DAMAS, whose activities will be started in 2023, it will play a primary role in the digital and green transformation of SMEs and PAs in the Aerospace and Automotive sectors, as the European Digital Innovation Hub, with Leonardo as the lead partner, together with other major national representatives.

⁷⁸ For more details on Leonardo's contribution to the NRRP, please see the paragraph on "Leonardo for the National Recovery and Resilience Plan (NRRP)".

⁷⁹ With regard to the "Rome Technopole" Innovation Ecosystem, Leonardo participates in the Spoke 1 'Applied research, technology development and innovation', with focus on radar technology, cryptography and quantum communications.

- > Leonardo is confirmed as one of the leading industrial players in the research and development of quantum technologies and suitable solutions for the quantum communication infrastructure that will cover the entire European Union within the scope of the Euro Quantum Communications Infrastructure (EURO QCI) project.

European Research Programmes

Sustainable mobility in Horizon Europe - Leonardo is involved in Clean Aviation, the new institutional partnership, which, within the European framework program Horizon Europe for the period from 2021 to 2027, is focused on particularly disruptive technological objectives such as electric and hydrogen propulsion. Leonardo participates in the program with a particular focus on fixed-wing aircraft in the regional aircraft segment. Furthermore, in SESAR 3, Leonardo continues its work on the developments focused on digitization and modernization of the European ATM system. Both of them contribute to the containment of emissions and noise through specific flight procedures and paths.

QUID (Quantum Italy Deployment) - The project, which is part of the European Quantum Initiative, has a twofold objective: on the one hand to initiate the nationwide deployment of experimental systems and networks where quantum communication technologies, and in particular quantum distribution of cryptographic keys, can be implemented and tested, with a focus on integrating them with existing communications and on the other hand to employ these systems and networks to develop use cases to support National-level initiatives in support of the EURO Quantum Communication Initiative.

Key Digital Technologies (KDT) The JU focused on the development of electronic components and systems, including big data, cloud, software and AI applications for embedded systems, Industry 4.0 and safety & security, started at the end of 2021 and will last throughout the Horizon Europe framework. Leonardo is a founding member of INSIDE, one of the three associations that make up the JU. Leonardo aspires to become a partner in the future European Chips Act.

EECONE - European ECOSystem for GreeN Electronic - The project, which is co-funded by the KDT JU, is aimed at the eco-design of electronic components for reuse and disposal. It aims to reduce the level of e-waste generated in Europe and to develop an integrated ecosystem aimed at decreasing from birth the environmental impact related to the disposal of electronic products and to develop new methodologies, processes and metrics for "green" electronics. Leonardo is involved in the development and testing of processes for the recovery of electronic circuits and components in order to extend their life cycle and reuse for the generation of new electronic circuits that

ISOLDE – Customizable Instruction Sets and Open Leveraged Designs of Embedded Risc-V processors - The project, which is co-funded by the KDT JU, focuses on the design and testing of a new generation of open-source European processors based on the high-end RISC-V standard, which are functionally customizable. High-level expertise in High Performance Computing and Applied AI, together with the availability of the HPC Davinci-1 infrastructure and dedicated high-performance computing and edge structures, enable Leonardo to address HW, SW processor and operating system requirements, along with some optimizations for AI applications in the space, avionics, security and defence domains.

European Digital Innovation Hub (EDIH) - I Digital Innovation Hubs, in synergy with national Competence Centers, aim to foster the adoption of well-established enabling digital technologies such as cloud technologies and applications of data analytics and AI, HPC and cybersecurity, by the industry and organizations in the public sector in Europe. In 2020, the DAMAS hub led by Leonardo was designated by the Ministry for Economic Development (MISE) as a candidate to become one of the EDIHs in Italy. In February 2022, the project was submitted in the EDIH call for tender of the Digital Europe Programme. In June 2022, the European Commission awarded the "Seal of Excellence" to DAMAS, attesting to its high value and suggesting its support through National funding. In 2023, DAMAS will start its activities by joining the European and National network of Digital Innovation Hubs.

MAX (MAterial science at eXascale Centre of Excellence) - Exascale machines improve the accuracy of simulations and enable multiple interdependent calculations structured into sophisticated workflows. The project, which is co-funded by the EUROHPC JU, aims to develop applications and workflows for numerical simulation of the properties of advanced materials, such as semiconductors. Leonardo's activities include contributing to the development of a Digital Twin of semiconductors used in Radar devices based on AlGaN composites.

EURO CC Phase 2 (NCC) - National Competence Centres provide high-performance computing services to industry, academia, and public authorities and tailored/modular solutions for a wide variety of users, with the goal of facilitating and fostering the transition to wider HPC deployment in Europe. Leonardo

can be integrated into aeronautical structures and components made of carbon fiber.

MultiXscale-CoE – The project promotes the transition to exascale capabilities by developing or augmenting parallel codes for multi-scale modelling to solve scientific, industrial or societal challenges. Leonardo is involved in the development of Lattice Boltzmann codes, for fluid-structure interaction, intended to be used for Leonardo Digital Twin aircraft and helicopters.

contributes to the governance of the Italian Competence Centre, and to promote the adoption of HPC, Digital Twin, Big Data and AI technologies for the Italian industry system, with specific regard to SMEs and their supply chains, in order to encourage participation in funding and development opportunities promoted by EuroHPC JU. The project is a continuation, in phase 2, of the EUROCC project funded under Horizon 2020.

Research programs and funding for European Defense

Within the European Defence Fund – EDF 2021, Leonardo was awarded 19 projects, with a success rate of 90%, including one in a coordinating role on the Advanced Radar Technologies topic. For these projects, Leonardo will receive a total funded amount of approximately €mil. 70. Under the EDF 2022, Leonardo applied for 19 proposals in 2022, which are currently being evaluated. Leonardo's participation is addressed and coordinated with the Ministry of Defense. EDF is confirmed to be a strategic programme for Leonardo as it allows the development of technologies and prototypes that may reach a high level of technological maturity (Technology Readiness Level - TRL) in line with the Company's technological plan.

During 2022, work continued on the collaboration with the 5th Department of Segredifesa (Italian Defence Secretariat General) on technological innovation for Defence both at national (National Military Research Plan - NMRP), European (with the CapTech groups of the European Defence Agency - EDA) and NATO level. There are two Leonardo projects that were awarded in 2022 under the NMRP with focus on space cloud solutions and autonomous ground combat systems, while 4 additional projects are under evaluation.

Open innovation & multi-contest

Leonardo's approach to Open Innovation, in which interaction and collaboration become a driver to competitiveness, aims to respond to the next technological, environmental and social challenges and to identify new talents in the field of STEM, enhancing their know-how. In 2022 several projects were launched to collect and share contributions capable of projecting Leonardo towards long-term technological scenarios and trends, strengthening the network of collaborations with customers, universities, research centres, spin-offs and start-ups. These include the review of existing and proven formats such as the Innovation Award, and direct collaboration with start-ups and spinoffs, the confirmation of new projects launched in 2021 such as the first in-house Solvers Wanted scouting platform of innovative technology solutions and the participation in the "Open Italy" programme for the launch of co-innovation projects with start-ups. In addition, Leonardo collaborates with third-party innovation ecosystems that carry out scouting and showcase operations for the most promising start-ups, including PoliHUB Observatories such as Start-up Intelligence and BDR-Borsa Della Ricerca, and participates in national and international third-party accelerators and incubators, including those promoted by CDP (Cassa Depositi e Prestiti) and ESA. Finally, the first in-house accelerator program of the Business Innovation Factory (BIF) was concluded.

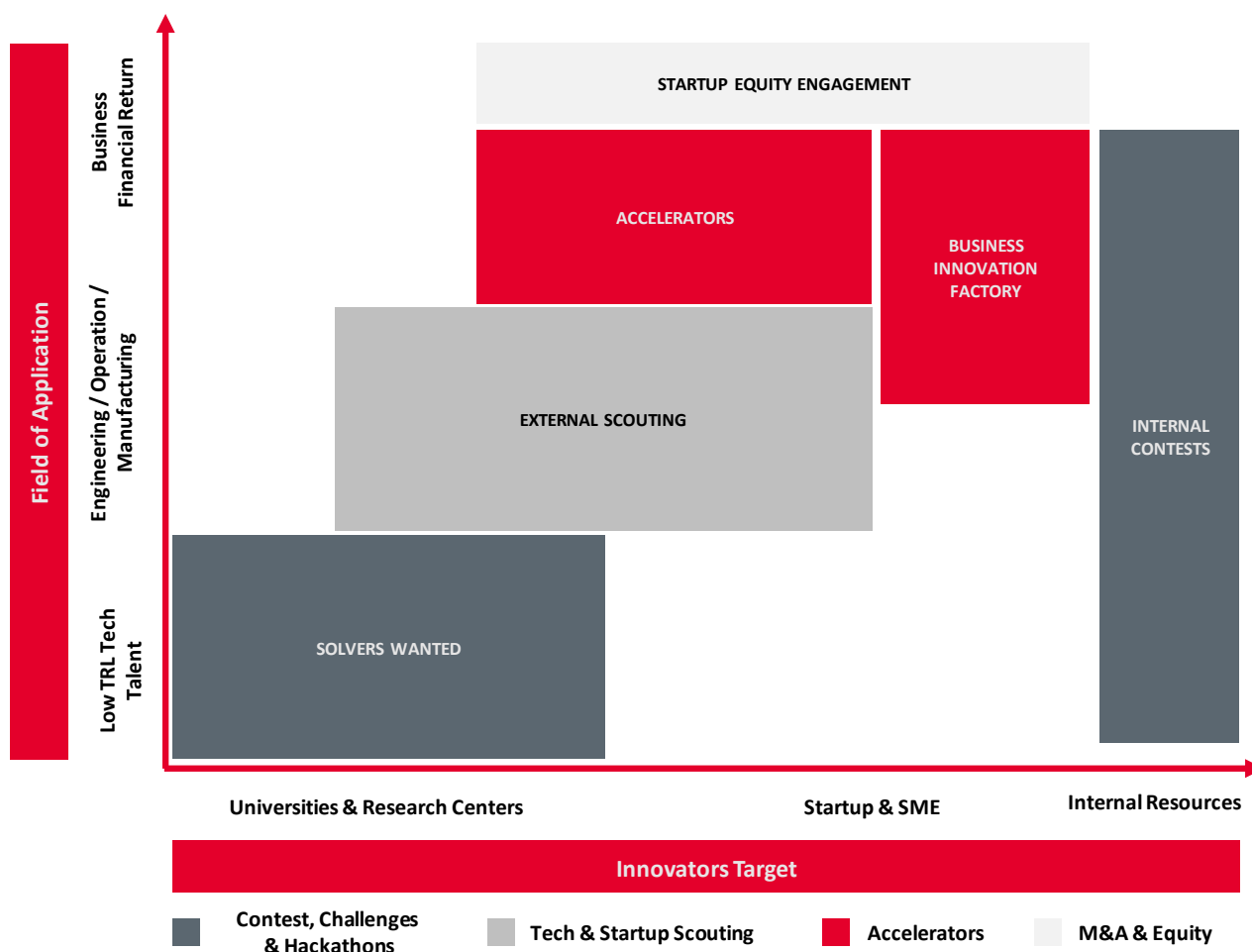
Network with universities and research centres

Leonardo has carried out a mapping of more than 90 universities and research centres in Italy and worldwide, including through indicators from third-party sources⁸⁰ to identify the entities with which to enter into

⁸⁰ Among the third-party sources used: ranking of "Top 2% Scientists Worldwide" of Stanford University, other indicators such as H-index, the conditions of "ERC Grant Recipient" or of "IEEE Fellow", the list of 180 excellence departments of ANVUR for departments.

framework agreements and select partner universities with which to enter into direct collaboration agreements and to grant PhD scholarships for Leonardo Labs and Divisions. In particular, in 2022 framework agreements were entered into or renewed with the Polytechnic Universities of Milan and Turin, the Rome La Sapienza University, the University of Genoa and the CINI, which will be added to the pre-existing framework agreements with Alma Mater Studiorum University of Bologna, CINECA and CNIT; other two agreements are being concluded with two major universities in Southern Italy. During 2022, Leonardo S.p.A. negotiated and concluded two major collaboration agreements: one with Imperial College London and one with Université du Québec en Outaouais (Canada), forming the basis for future high-level scientific and technological collaborations with qualified international partners (the universities and their innovation ecosystems).

Leonardo's open innovation model



Contest and Hackaton

Drone contest - This open innovation project, which was launched in 2019 in Italy, is aimed at fostering the development of artificial intelligence applied to the field of remotely piloted systems. Leonardo is coordinating the project, which involves a path to technological development and experimentation in phases with a total duration of three years to mature algorithms and solutions for cooperative autonomy of drones in any operational scenario. 2022 saw the completion of the last challenge of the three-year pathway, which involved six universities: Turin Polytechnic, Milan Polytechnic and the Universities Alma Mater Studiorum in Bologna, S. Anna in Pisa, Tor Vergata in Rome and Federico II in Naples.

World T TeC – 2022 saw the completion of the third edition of Telespazio and Leonardo’s contest aimed at students, PhDs and researchers all over the world, on technological issues in space domains. As many as 20 proposals with 69 participants from 21 universities in 12 countries. The project has been managed within EXPO 2020. The fourth edition of the contest was launched, which was mainly targeted at Universities and start-ups.

Solvers Wanted - Through the new scouting platform, Leonardo offers challenges, technological contests and new ways of collaboration to the sector of start-ups, universities, spin-offs and research entities to find ideas and innovators, together with whom to face current and future challenges. Seven challenges were completed - 1 on Pilot performance Monitoring, 2 on quantum technologies, 2 on 5G, 1 on structural batteries and 1 on Brain Computer Interface – in the period from 2021 to 2022. In addition,

a technology network for the future aircraft, F2Link-Future Flight Leonardo Innovation Network, has been established, involving more than 20 universities, startups, SMEs and large companies.

Partnerships with CDP Venture Capital SGR and universities – In 2022 Leonardo confirmed membership as a partner in various programmes and projects:

- > **RoboIT** - This is the first National Hub for the Technology Transfer of Robotics in Italy, which has been established by CDP Venture Capital SGR in collaboration with the Italian Institute of Technology (IIT) of Genoa, and which also involves the University of Naples Federico II, University of Verona, Scuola Superiore Sant'Anna of Pisa.
- > **CyberXcelerator** – This is an acceleration programme in Cybersecurity and AI of the National Network of Accelerators CDP - National Innovation Fund - with the participation of the start-up Wise Guys, one of the leading B2B accelerators at global level, and which sees Italgas, NTT Data, University of Calabria as partners in addition to Leonardo.
- > **Business Incubator Centre** – Leonardo and Telespazio are partners of ESA BIC (European Space Agency Business Incubator Centre), the new center based in Turin to support new Italian start-ups in the aerospace sector. The Politecnico, Incubator I3P and Fondazione LINKS are responsible, on behalf of ESA, for the implementation and operation of the incubator. Other affiliated partners include the Piedmont Aerospace District, Thales Alenia Space Italy, Avio, and numerous innovative industrial companies.

External Scouting

Proof of Concept (PoC) in collaboration with start-ups – some examples:

- > **Real-time information on the status of helipads and future vertiports in the context of Urban Air Mobility (UAM)** - In collaboration with the start-up Oilchain, a solution is being tested to enable better management of low-altitude flight operations by integrating an innovative network of Ground Stations into its air traffic control systems.
- > **Digital Health, with a pre-triage mechanism to facilitate diagnosis and monitoring of patients' health status, even remotely** - In collaboration with the start-up Hero, an AI and Computer Vision solution has been developed to monitor patients' health and wellness status remotely by extracting specific health and wellness indicators of the persons concerned (e.g., temperature, saturation, pressure, emotional state).
- > **Follow up on HPC efficiency improvement and green computing** - In 2022, work continued, in collaboration with the start-up Modelway, to model davinci-1 power consumption as a function of computational load and increase efficiency, for example by putting little-used processors on standby or reducing cooling power during periods of low use.
- > **Digital Twin to map the water resources of soils and reservoirs at its sites** - In collaboration with the waterjade, combining the latest hydrogeological models with artificial intelligence, Leonardo has developed a digital twin that can classify water stress and predict the actions needed for risk mitigation.
- > **An increasingly immersive flight simulator** - The start-up Betadynamiq will enable Leonardo to have a wearable system, interfaced with the flight simulator, which can provide a number of benefits such as increased immersiveness thanks to haptic feedback at the pilot's wrist and decreased time spent searching for command thanks to the ability to command the simulator with voice.

Accelerator

Takeoff – This is an acceleration programme dedicated to start-ups that develop solutions and services in the aerospace and advanced hardware sectors, in which Leonardo is a corporate partner. The project aims to increase the competitiveness of the national aeronautics and aerospace system and will be another step in the growth of Leonardo's innovative capacity and propensity for innovation.

Business Innovation Factory

In 2022 Leonardo has equipped itself with its own Corporate Accelerator, named Business Innovation Factory, with which it has approached Open Innovation collaboration with the start-up Deep Tech in a more systematic way. The intent was to be able to scout for new products and technologies in Leonardo's areas of interest and to also accelerate new start-ups in the relevant industry in order to attract and generate value in Italy. The first call was launched on two technology themes of particular interest: Autonomous Systems and Servitization.

The call received 172 applications of which 59% were from Italy, 24% from Europe and 17% from the rest of the world. Downstream, 10 start-ups were selected to run a 5-month acceleration programme with direct involvement of Leonardo staff who provided mentoring services to better follow the entities involved and make an effective cultural change across the organization. All 10 start-ups successfully completed the programme and on 2 of them Leonardo decided to make an additional equity investment.

Company contests

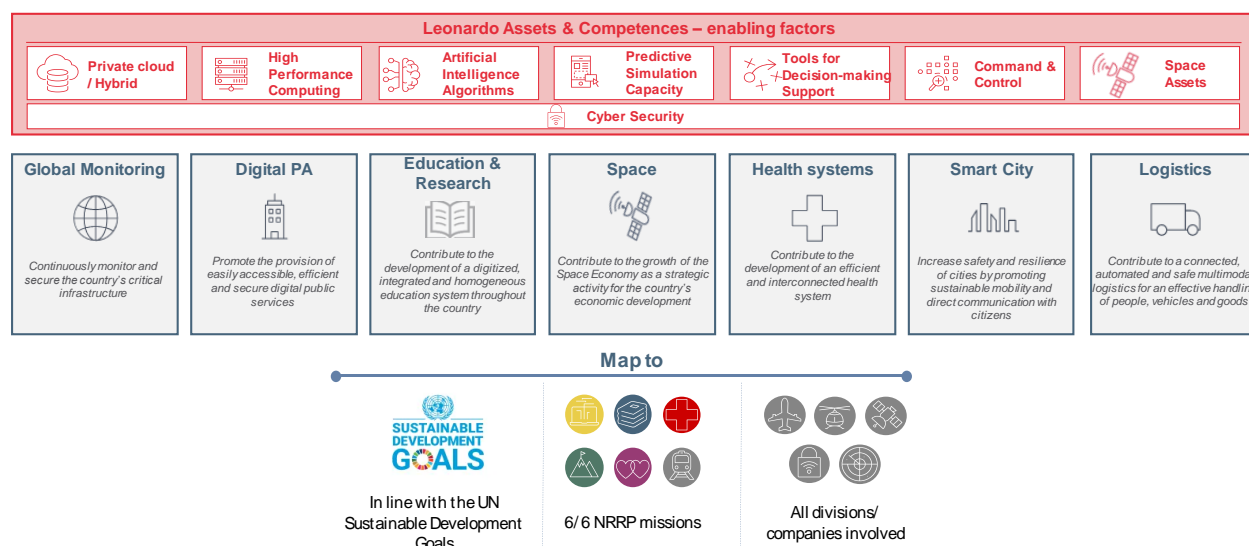
Innovation Award – The year saw the 16th edition, which involved the participation of more than 800 proposals and in which tangible innovation achievements in 2020-2021 were awarded in the following areas: Technology Results, Product Results, People, Promotion of Leonardo Culture and Values, Digitisation, and Sustainability. A new edition was launched in December 2022, which will include the new areas: Idea, Innovative Factory and Innovative-Supplier Collaboration.

Technology Communities - Leonardo's Technology Communities, which are made up of teams of Leonardo employees and which are also open, where necessary, to the participation of third-party partners such as universities, research centres and companies, constitute the "collaboration framework" dedicated to issues linked to technological innovation and related processes and methodologies. Two technology communities, the "5G Community" and the "Graphene Community", are currently operational, which are committed to the development of technological skills, research on possible applications and use cases, including in collaboration with Leonardo Labs, and to the dissemination of the advances achieved through events, conferences and publication of studies. In 2022, the first Innovation Focal Point community was launched, which is an active network created for greater coordination of Open Innovation activities within the Divisions and the central Corporate unit.

New Sustain-Able challenge on the entire Italian company staff - In collaboration with the start-up Up2you, a new challenge was proposed on the platform that engages the company staff on sustainability issues through gamification.

LEONARDO FOR THE NATIONAL RECOVERY AND RESILIENCE PLAN (NRRP)

Since the first official drafting of the Recovery and Resilience Plan, Leonardo's action has had as a fundamental catalyst the desire to confirm itself as Italy's partner in its digital, ecological and industrial transition process, in full accordance with its "Be Tomorrow - Leonardo 2030 Strategic Plan". By leveraging its core assets and distinctive competencies as enabling factors, the Group has identified seven Clusters of interest in which it can act as a driver of development: **Global Monitoring (road infrastructure, environment, etc.), Smart Cities, Healthcare, Digital PA, Space Logistics, Education and Research.**



NRRP – Leonardo ongoing projects

Global Monitoring

Projects to monitor and secure the country's critical infrastructures on an ongoing basis. Leonardo has structured projects that focus on the areas of monitoring road infrastructure (roads, bridges, viaducts, tunnels) and environmental monitoring. Leonardo also operates in this area through the "Mille Infrastrutture" business network, fostering the involvement of technology hubs, research centres and universities, in addition to large-, medium- and small-sized enterprises, aggregating a total of more than one hundred public and private players. In particular, Leonardo was awarded the following major tenders from a positioning perspective:

- > ANAS (National Road Operator) tenders, covering respectively i) the BMS (Bridge Monitoring System) for the development of a platform for the management of bridge inspection work and ii) connectivity services for data transmission from sites to central systems;
- > tender for the security assessment of the Ferrovie dello Stato Group's IT systems.

Furthermore, Leonardo has entered into a Memorandum of Understanding with Unione Province Italiane (UPI) and Associazione Nazionale Comuni Italiani (ANCI) aimed at supporting Provincial and Municipal governments in understanding technologies applicable to the classification and risk management of works of art.

Digital PA

In agreement with TIM, CDP and Sogei, Leonardo is part of the National Strategic Hub (NSH) for the implementation of the National Cloud, which aims to ensure the sovereignty of the data and information of Italian Public Authorities and citizens while respecting privacy, security, compliance and efficiency. Leonardo will, together with the other partners, provide specific proprietary assets in addition to the strategic partnerships set out with the various Cloud Service Providers.

Furthermore, Leonardo has gained, through the Consip SPC Lotto II agreement, a contract for the monitoring and protection of the Sibari Archaeological Park. In such a model, site systems make information available to regional

situation rooms, which in turn can aggregate, enrich and provide that information to higher levels of the hierarchy (e.g., national monitoring sites).

Education and Research



In the area of Research and Innovation and in line with the provisions of the "Be Tomorrow – Leonardo 2030" Strategic Plan, Leonardo participates, to a significant extent, in the NRRP's "Dalla Ricerca all'Impresa" mission, contributing and co-funding research projects, including through Leonardo Labs. In particular, Leonardo is a founding member of the National Centre on Sustainable Mobility, the Supercomputing and Quantum Computing Centre and the Lazio Innovation Ecosystem (Rome Tecnopolo) and is affiliated for research activities with 2 other innovation ecosystems, the National Agritech Centre (through Telespazio), 1 Innovation Infrastructure and 6 Extended Partnerships, collaborating with major national universities and research centres in the areas of cybersecurity, quantum sciences, circular and sustainable economy, future communications and space.

Space



In the Space Economy area Leonardo follows some streams of the NRRP Mission 1 - Component 2 - Investment 4 chapter, including: Earth Observation (ESA tenders with respect to constellation, downstream and services), In-Orbit Economy (Italian Space Agency tenders for allocation of funds for SST - Space & Surveillance Tracking - and IoS Systems) and Space Factory ("Launchers" programme operated by ESA and led by Avio, for eco-friendly launchers).

Health systems



Leonardo is one of the successful bidders (holding a share based on ranking) of the three Consip Framework Agreements on NRRP funds in the Digital Healthcare area: 1) Clinical-Assistance Information Systems; 2) Health Information Systems and Citizen Services; 3) Management Information Systems. The overall objective is to improve the efficiency of care levels through the adoption of innovative and technologically advanced solutions and the enhancement of digital assets and support for the digital transformation process of public health facilities while adapting structures and organisational models to the best international security standards.

Smart City



Projects to increase the level of security and resilience of cities by fostering sustainable mobility and direct communication with citizens. Leonardo has developed projects relating to smart and sustainable mobility applied to local public transport. The Group has competencies that are useful for enterprises and citizens who make use of the service, which contribute to a new concept of smart local mobility. Furthermore, Leonardo can contribute to creating, through its subsidiary Industria Italiana Autobus, an electric bus production chain that is 100% Italian.

Logistics



Projects to contribute to the development of connected, automated, safe and sustainable multimodal logistics for efficient movement of people, vehicles and goods.

Work progress at the National Strategic Hub (NSH)

December saw the completion of the testing and checks for compliance involving the data center infrastructure, which will enable the Hub to start delivering services on national "private cloud" to Public Authorities. The following are the main milestones:

- > establishment of the company NSH (August);
- > stipulation of the Convention between NSH and Department (DTD) and start of work (August);
- > finalization of detailed design and set-up of dedicated NSH rooms within TIM's 4 data centers (November);

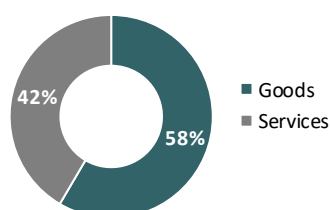
- > notification of the completion of infrastructure implementation (Dec. 1 - delivery of the physical infrastructure of the 4 data centers totalling 800 sq. m. - equipped spaces, racks and the first servers installed);
- > completion of the infrastructure compliance audit by an independent third-party company that certified the achievement of the NRRP milestone of setting up the Hub infrastructure (December);
- > delivery of detailed documentation related to digital services and notification of readiness to start PA migration activities (December).

SUPPLY CHAIN VALUE

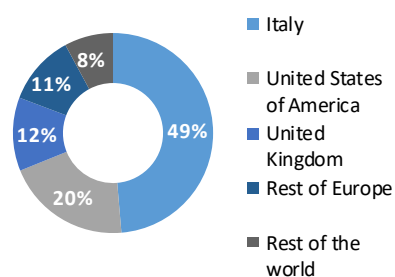
Leonardo's supply chain is made up of 10,500 companies around the world, which contribute on a daily basis to the competitiveness of the business, ensuring compliance with quality and safety requirements in the supplies and actively collaborating in the management of contracts and open innovation processes. It is a supply chain that includes both international players in the sector of Aerospace, Defence and Security, which supply highly complex systems and subsystems integrated into Leonardo platforms and many small and medium-sized enterprises (SMEs), the technological specialisation of which contributes to the creation and success of our products. Leonardo's considerable industrial footprint in its domestic markets (Italy, the United Kingdom, the United States and Poland) has in fact enabled the development of local supply chains with a high intensity of knowledge and innovation, which are a key asset for the relevant local areas in terms of economic and employment impact and even more so for the quality of the skills developed and the technological content of the products and services we create. This is where most of the Group's purchases are concentrated and Leonardo acts as a driver to the growth of the chain, through the creation of partnerships and the implementation of development programmes.

The supply chain in 2022

Purchase by category



Purchase by country



€bil. 9.5

of purchases of goods and services

65%

incidence of purchases on revenues

82%

of purchases related to domestic markets, with a supply chain of more **6,300 SMEs**

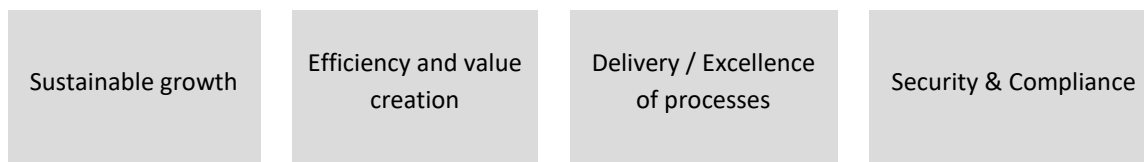
Local supply chains – Incidence of National SMEs in domestic countries⁸¹



⁸¹ Calculated as the number of SMEs out of total suppliers by country.

Supplier relations are managed by a professional family of over 1,700 Procurement & Supply Chain professionals worldwide committed to create a quality, innovative, integrated, resilient and sustainable supply chain. This objective relies on four key pillars within which projects, initiatives and concrete tools are developed to support our Group's growth, building a sustainable partnership with the excellences in the supply chain, while optimising costs and creating value, in compliance with Leonardo's security and compliance standards.

4 Pillars of Leonardo's procurement and supply chain strategy



Partnerships and supplier development programmes

An essential prerequisite to achieve the growth envisaged in the Be Tomorrow – Leonardo 2030 Strategic Plan is the excellence of the supply chain, which must be able not only to ensure adequate operational performance, but also to be able to cope with the new complex challenges posed by the market, which require financial strength, expertise and rapid adaptation response. With this in mind, in 2018 Leonardo launched a programme for the development and growth of its suppliers - LEAP (Leonardo Empowering Advanced Partnership) with the aim of accelerating and supporting the growth of SMEs in the AD&S supply chain, making them more financially strong, able to invest and work on higher value-added projects and ready to compete on an international scale. LEAP has marked a paradigm shift in relations with suppliers, moving beyond a management model based merely on business relationships and cost reduction, with a view to establishing effective collaborative engagement, medium- to long-term partnerships, capable of fostering investment and accompanying the growth of the supply chain's excellences in terms of both service quality and size. In 2021, the programme incorporated innovation and sustainability objectives into the supply chain development plan, raising the supply chain's ambitions toward digital transformation, cyber security and green transition.

An improvement plan has then been prepared for each supplier, which makes use of the development projects put in place by Leonardo, even in collaboration with third-party stakeholders, including: the managerial training and mentoring Elite-Leonardo Lounge programme for entrepreneurs, developed with the Italian Stock Exchange's Elite scheme to improve managerial expertise and capabilities, strategic vision, internationalisation and sustainability of enterprises; the package of financial support tools for the supply chain, developed with the Group's main banking partners; technical/specialist and managerial training courses, provided free of charge to suppliers; assessments on digital maturity and cyber security to develop Industry 4.0 projects, carried out in partnership with the Confindustria DIH network; workshops on sharing the technology roadmap and the creation of an open innovation network to improve the ability to innovate; the provision of shared services delivered by Leonardo (such as regarding raw materials and transport) and a performance appraisal model.

LEAP – Supply chain development projects



In 2020, Leonardo introduced a supplier evaluation model named LEADS (Leonardo Assessment and Development for Sustainability) with the aim of better understanding the performance and potential of its key suppliers, with specific regard to sustainability and development issues and risks, by monitoring 3 axes: 1) performance, from the perspective of quality, punctuality and costs, 2) technical and operational capabilities and asset availability, 3) sustainability, from the perspective of managerial and innovation capabilities, compliance with ESG principles and compliance and risk management practices.

<p>More than 150 suppliers involved in improvement and development projects in Italy and the United Kingdom, of which more than 130 with LEAP</p>	<p>ELITE-Leonardo Lounge</p> <p>67 key suppliers participating in the 2-year programme, for a turnover of €bil. 1.3 and a total of 7,500 employees</p>	<p>LEADS</p> <p>800 Italian and foreign key suppliers involved in the new sustainability assessment</p>	<p>More than 22,000 training hours into managerial, technical and specialist skills delivered to suppliers</p>
--	--	---	---

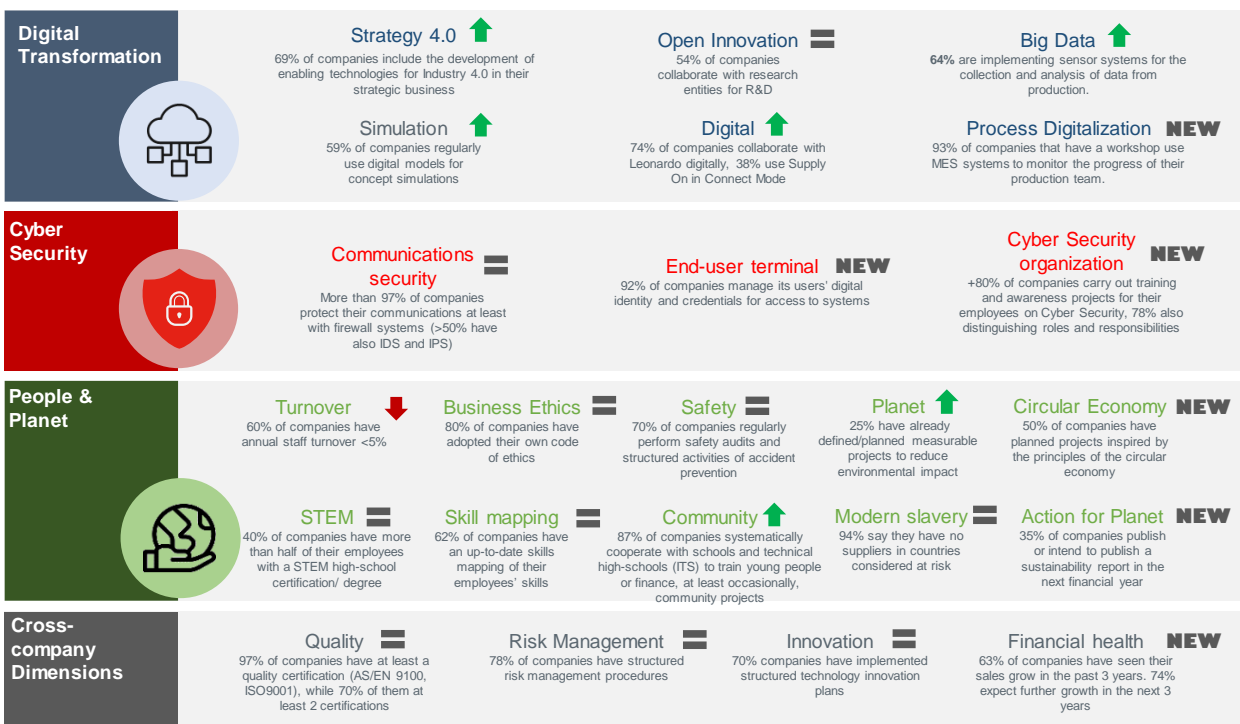
With reference to the ESG Sustainability axis of the LEADS model, Leonardo evaluated, between 2021 and 2022, more than 800 key suppliers⁸², including more than 600 in 2022, with 200 KPIs, identifying strengths and areas for improvement in the supply chain regarding issues such as innovation capacity, STEM and managerial skills, circularity, and reduction of environmental impacts. Based on the results of this process, Leonardo then prepared and promoted the "Manifesto for Supply Chain Sustainability," to support and accelerate the transformation of its supply chain. Among the 800 key suppliers analysed on the ESG

⁸² Covering over 32% of the value of orders placed with suppliers (64% compared to the Italian supply chain).

Sustainability component, 54 were included in a continuous improvement plan, which also includes other two LEADS assessment axes (Operational Performance; Technical Skills and Industrial Capabilities) and whose progress is monitored by a multifunctional and multidivisional team on a quarterly basis.

One year after the first measurement, the results of the second sustainability assessment showed significant improvements in all areas of analysis, with an increase in the level of maturity of the supply chain on ESG issues and a concurrent reduction in the reported risks while enhancing Leonardo's commitment to the LEAP development programme. In particular, there has been about a threefold increase since the first assessment in the number of suppliers that have been evaluated with a positive performance.

LEADS – Main results of the survey on the supply chain’s sustainability



Leonardo Sustainable Supply Chain Manifesto

Based on the results of the first LEADS assessment on supplier sustainability, Leonardo has published the **Sustainable Supply Chain Manifesto**, which addresses three main themes, strongly in line with Italy's development guidelines: Digital Transformation, Cyber Security, People & Planet. These priorities, which are structured into 18 concrete projects, with progressive and measurable milestones, intend to support and accelerate the transformation of Leonardo's supply chain that is largely made up of SMEs, helping supplier companies to direct their efforts and investments to compete in international markets. The Manifesto was presented during the digital event **Leonardo for a Sustainable Supply Chain**, an occasion on which the Company, with the participation of top management and leading market players, also illustrated the challenges and opportunities for the Italian AD&S supply chain and shared the expectations and development guidelines to support an increasingly competitive, integrated, innovative and sustainable business ecosystem.



Supply chain training and growth programmes

Leonardo Supplier Award – This was the second edition of Leonardo Supplier Awards, which are conferred by Leonardo to recognise key suppliers who have distinguished themselves for their commitment to excellence, spirit of collaboration and results achieved. In particular, awards were conferred to 39 suppliers at global level, 29 of which classified for Performance Excellence Awards (in recognition of punctuality, quality, spirit of collaboration and commitment to excellence), 5 for Sustainability Awards (in recognition of the results achieved and commitment to sustainable development among the 600 suppliers analysed with the LEADS-ESG programme in 2022) and 5 in the “Vision for Growth” category for sharing the vision, dynamism and effectiveness in achieving the goals of the LEAP programme.

ELITE Leonardo Lounge – This is a two-year development programme targeted at entrepreneurs and top managers of supplier companies to accelerate their resilience and growth by facilitating access to capital, network and key skills. 67 key suppliers participated in the programme, coming from 13 Italian regions, with an aggregate turnover of €bil. 1.3 and a total of 7,500 employees.

LEAP Technical Training - 70 training courses were delivered to improve the technical and specialist skills of managers, white collar and blue-collar workers employed by the companies in the supply chain, in order to also respond to the demand for new skilled labour expected in the coming years. Leonardo has extended the training services provided by its subsidiary, Leonardo Technical

Confindustria’s Digital Innovation Hub for digital transformation – Raising awareness of and training in 4.0 technologies, assessment of the level of digital maturity and cyber security, development of a roadmap and support to the networking of suppliers in the Industry 4.0 ecosystem, from smart factories to Competence Centres. In June 2022 results were presented for the Leonardo Digital Supply Chain Project, which involved a total of 49 suppliers, for an aggregate turnover of €mil. 850 and a total of more than 4,800 employees.

Supply Chains for the 21st Century (SC21 Operational Excellence) – In the United Kingdom, Leonardo relies on 69 suppliers, 17 of which are sponsored directly, involved in the industry program that aims to improve industry performance, competitiveness and productivity by creating greater customer/supplier collaboration based on continuous improvement.

Supplier Relationship Management (SRM) – The objective of the SRM project in the United Kingdom is to collaborate with 18 key suppliers in indirect procurement, in a partnership and continuous improvement approach, on five key areas: resilience, cost efficiency and value generation, innovation, sustainability and methods of collaboration. Thematic workshops have been organised with the 18 partners on initiatives and opportunities for reducing CO₂ and improving other sustainability indicators of Leonardo. Among the

Training, to include suppliers, delivering a training course in line with the LEADS assessment model and customised through the participation of Group managers. Among the courses offered there are: project management, design excellence, manufacturing excellence, competitiveness and cost reduction, process and product quality, industry 4.0 and cyber security, sustainability and ecological transition, data protection. The programme, which was launched in 2020 and is funded by Fondimpresa, involved 17 additional suppliers in the second edition in 2022. More than 900 employees from the companies involved have participated in the two editions for a total of more than 22,000 hours of training.

Supplier 360 Capability Assessment – More than 70 key suppliers of the Electronics Division in the United Kingdom have been involved in the Leonardo programme for evaluation and development of technical capabilities and performance, involving 27 SMEs and paying attention to ESG issues.

achievements of 2022 were a redesign of the supply chain with a view to proximity and enhancement of local communities and the establishment of partnerships to reduce food waste.

Leonardo for a sustainable supply chain – More than 500 Italian SMEs have been selected by Leonardo to take part in a new training course using video sessions, created in collaboration with The European House – Ambrosetti and made available free of charge to suppliers through a specially developed e-learning platform. The project aims to support suppliers in preparing a sustainability plan and reporting progress through a dedicated toolkit. Of the 500 SMEs involved, about 300 have already completed the courses.

Sustainable supply chain management

Among key priorities for Leonardo is that of ensuring the sustainability of our supply chain, which represents a strong commitment to the Group's stakeholders. In recent years our focus on environmental, social and governance (ESG) issues has gradually increased in all phases of collaboration with suppliers: from the application to become a supplier, to the pre-qualification and qualification phases to enter the register, from selection criteria to the contractual Terms & Conditions, up to due diligence audits and development plans of suppliers. In the **pre-qualification** phase Leonardo verifies whether the economic, financial, ethical, legal, social and environmental requirements are met, while in the **qualification** phase it assesses the technical and operational capabilities of the supplies, as well as the minimum requirements requested by Leonardo on environmental management, protection of conditions and rights of employees, protection of health and safety, cyber security and intellectual property protection. According to the product sector, an additional verification on product qualification may be necessary to check compliance with the technical requirements of the component or part to be purchased. Furthermore, for some product areas, supplier selection takes account of the availability of specific additional ESG requirements, for example, the possession of ISO 14001, ISO 45001, quality and cyber security certifications.

Maintenance of the requirements is monitored via **periodic checks** throughout the entire duration of contractual relationships, both through recurring audits (every two years for pre-qualification requirements and every three years for qualification requirements) and through periodical audit plans, with serious or repeated non-compliance with requirements resulting in temporary or definitive exclusion from the Register⁸³.

In the United Kingdom, Leonardo has been actively involved since 2015 in the JOSCAR (Joint Supply Chain Accreditation Register) industry project to qualify joint suppliers and help guide the future development of the Aerospace and Defence programme in the country. In 2022, the Group increased its participation in the program to over 700 suppliers involved. JOSCAR, in which 70% of the participants are SMEs, launched in 2022 a portal dedicated to small and medium-sized enterprises in order to rationalise the number of communication channels used and provide a single point of access for both current Aerospace and Defence suppliers and new firms that intend to enter the market⁸⁴. The initiative continues to evolve as more companies join the community of buyers and the evaluation criteria used are updated to reflect the latest

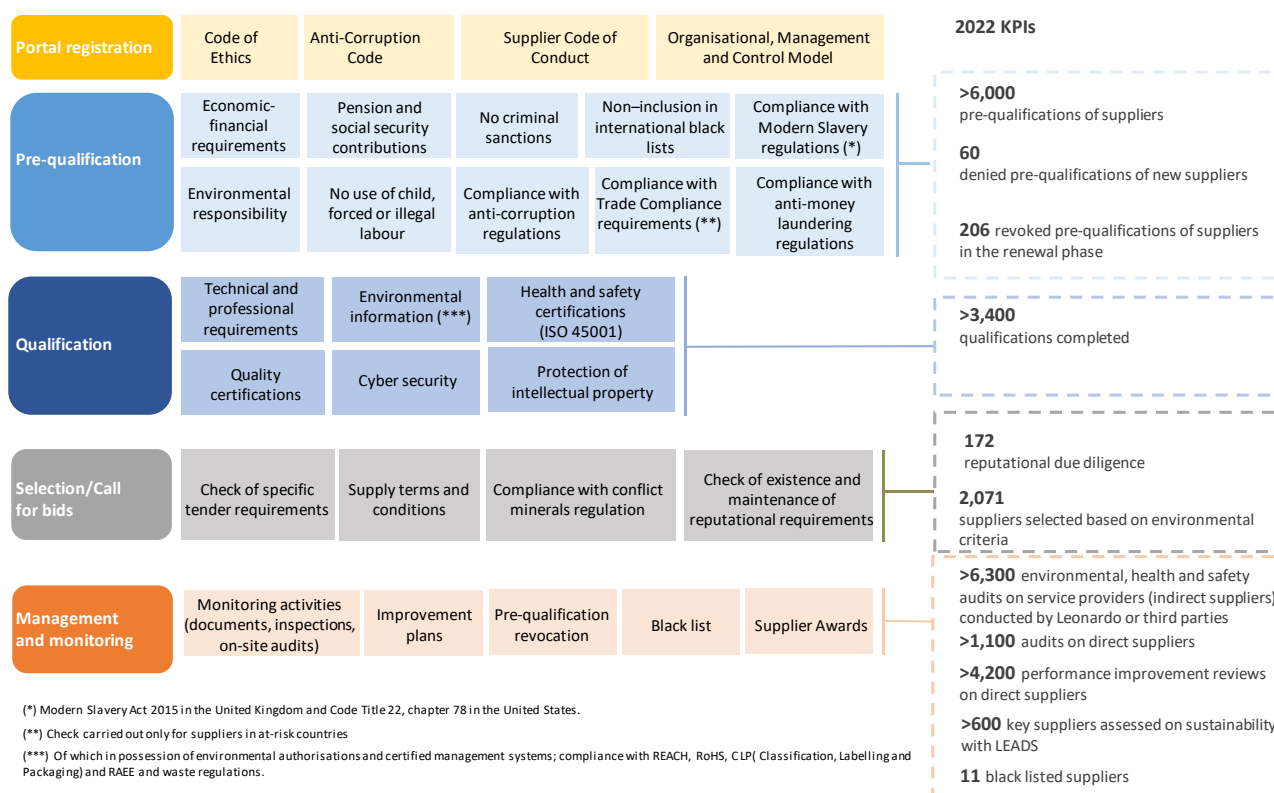
⁸³For further details see the section [Other indicators](#).

⁸⁴About 550 companies have already registered on the portal.

industry developments in the field of ESG⁸⁵. In 2022 too, Leonardo updated its supplier qualification approach in the United Kingdom, by promoting ESG criteria even for suppliers not participating in the JOSCAR programme.

The Group has also launched specific projects that involve suppliers to integrate environmental factors into supply chain management and reduce its environmental impact, including working groups and workshops to promote decarbonisation and chemical and environmental compliance, research projects to create more efficient products and materials that reduce atmospheric and acoustic emissions, and exploit technologies such as additive manufacturing, as well as pilot projects to promote the reuse of packaging⁸⁶.

Main phases of supplier selection and management⁸⁷



Leonardo engages suppliers on key and operational issues relating to the supply chain, including obsolescence management, procurement of critical materials and the growing risk of cyber-attacks. An increasing number of selected suppliers share their risk registers with Leonardo, and the company, in turn, shares the results of risk analyses with them as part of related projects.

⁸⁵ Additional details available on the website of the initiative.

⁸⁶ For further details on the fight against climate change and the circular economy model within Leonardo, reference is made to the section Planet.

⁸⁷ The figures refer to Leonardo SpA, Leonardo Global Solutions, Leonardo Logistics, Vitrociset.

Involvement of suppliers

Crisis teams for Covid-19, raw materials and electronic components, Russia-Ukraine conflict - Leonardo has established a multi-divisional management team for structured coordination among procurement managers across various countries to manage communication, monitoring and action plan definition activities on global procurement issues. The team, which started its operations during the Covid-19 emergency in 2020, continued its work in 2021 and 2022, with a focus on assessing and mitigating procurement issues concerning critical materials and microchips through ongoing monitoring of suppliers of greatest interest.

Electronic component analysis – In the United States Leonardo DRS has created a tool to identify Circuit Card Assembly (CCA)-related risks and improve supplier performance. The tool allows in fact the analysis of more than 1,500 CCAs associated with about 40,000 components, identifying risks of obsolescence, lead-time, price, or related supply shortages. It has also set up four Commodity teams to manage these risks in a coordinated manner during the pandemic. In particular, automated tools have been developed to improve CCA component obsolescence management and decision-making processes, which are linked to internal and external sources, which reduce analysis time by more than 50%. In this manner, Leonardo DRS has identified opportunities to ensure product development and production despite procurement-related challenges.

Security and resilience – Leonardo has strengthened security risk management in the supply chain by requiring security requirements from the qualification stage. For project supplies that must meet specific security requirements or key projects, it has outlined a homogeneous, cross-sector approach to identifying, assessing and managing security risks, monitoring identified risks and related treatment actions on an ongoing basis, and fostering better communication between divisions, as well as integration into the Company's risk management process. In the United Kingdom, Leonardo also participates in the cross-sector Supply Chain Resilience Working Group, launched by the UK Ministry of Defence in 2020 to better manage risks and strengthen supply chain resilience; while in the United States, to effectively respond to the US Department of Defense's regulations, aimed at mitigating cyber security risks in the supply chain, Leonardo has organised several workshops for procurement and supply chain professional family to support large and small suppliers in achieving or exceeding compliance with the new regulations. Regulatory compliance tracking systems have also been strengthened, making it easier to support the supplier and act to mitigate risks.

Climate Change and Sustainability Working Group – Leonardo collaborates in the cross-sector working group formed by the UK Ministry of Defence in 2021 to align the priorities of its key suppliers

REACH and chemical substances - Leonardo acts in compliance with the REACH regulation with the objective of reducing the use of hazardous substances from its processes and products by 15% by 2025 and 50% by 2032 compared to 2022, considering the specific features of each business in which it operates. The reduction is calculated based on the indicator "kilograms of SVHC substances purchased (in Annex XIV of the Regulations as of 31/12/2022) per production hours. The Company has identified the hazardous substances used in industrial processes, started a rationalisation of the substances purchased, in compliance with the restrictions and exceptions provided for by the Regulation, and provided for mitigation plans for each division, as well as specific objectives for the reduction, and where technically possible, the elimination of hazardous substances from products, while also taking advantage of eco-design initiatives that make it possible to identify alternatives with lower impact right from the design phase. Leonardo collaborates with third-party business partners to identify, develop and test together alternative solutions, including within the framework of national and European research and funding programmes, and involves suppliers in the management of hazardous substances and compliance with REACH regulations through contractual clauses and training courses on the subject. Leonardo participates and leads the working group of the European Aerospace and Defence Association (ASD) on REACH and chemical substances, supporting the actions towards the European Commission and Parliament and the dialogue with the European Defence Agency (EDA). Among the projects carried out in this context are the definition of a guideline to simplify the approach for waste management in the sector (Waste Framework Directive); the Working Group set up within the Chemical Strategy for Sustainability REACH and Classification, Labelling and Packaging (CLP) to inform the European Union of the needs of the sector in view of the update of the REACH and CLP regulations; participation in the CEFIC (European Chemical Industry Council) round tables to follow initiatives related to product sustainability and safe and sustainable design. Leonardo also chairs AIAD's REACH Working Group to coordinate dialogue with the Italian Ministry of Defence and political counterparts and participates in the UK Ministry of Defence's Sustainable Procurement Working Group to share best practices in managing industry policies, including REACH regulations and GHG protocols. Leonardo also participates in the Aerospace and Defence Chromium ReAuthorisation Consortium (ADCR), contributing to specific reports, including a socio-economic analysis in which it involved over 70 key suppliers that could

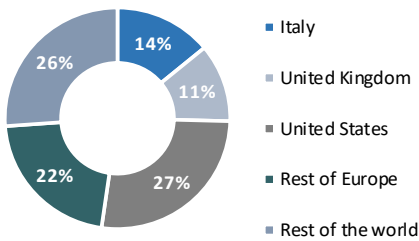
in combating climate change. In this regard, the Working Group has jointly drafted a code of conduct (Code of Practice) to steer the sector toward greater openness and collaboration.

be impacted by the replacement plans, in order to mitigate the risk of discontinuity in the business particularly linked to the replacement of some chromates with alternative solutions.

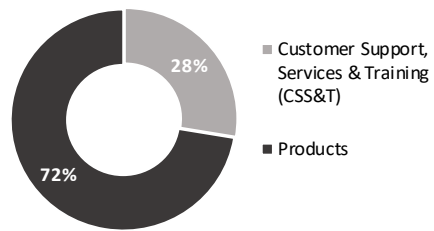
CUSTOMER INTIMACY, QUALITY AND SAFETY

Providing innovative technological solutions to contribute to the progress and safety of the world. From the design phase to the development of products, services and solutions and after-sales service, Leonardo searches and applies high levels of quality, safety and sustainability, in compliance with the standards and regulations of a highly regulated sector, in order to become a trusted partner for its customers. For Leonardo, customer centricity means in fact thinking every day about the positive impact of its business, responding to every possible operational need of its customers and striving to anticipate what could become their critical issues in the future.

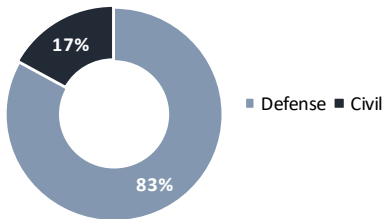
Revenues by geographic area



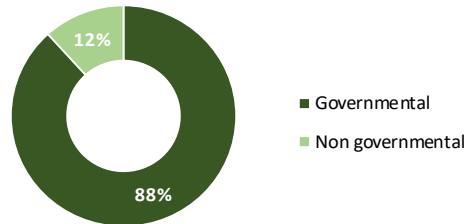
Turnover by market



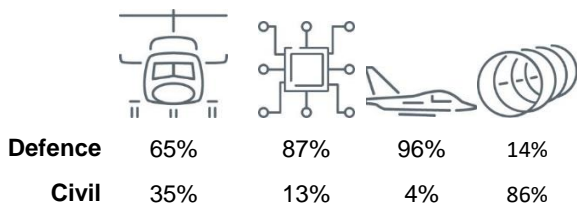
Defense / Civil turnover



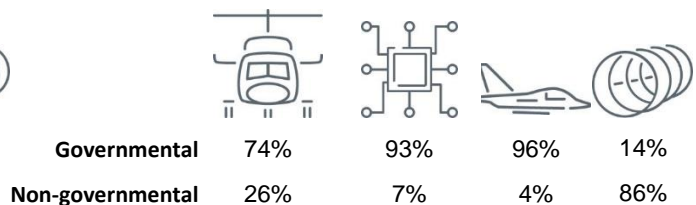
Governmental / Non governmental turnover



Defence/civil by sector



Governmental/non-governmental by sector



Customer support and training

Leonardo offers customized solutions and innovative, value-added after-sales support services: from the offer of integrated services to continuous hardware and software upgrade that ensures customers extended performance over time, as well as to training programmes, which are required to maintain direct contact with end users and nurture a strategic relationship in the long term. The development of the Customer Support, Services & Training business and the improvement in customer satisfaction are among the objectives of Leonardo's Strategic Plan, which are pursued through a transformation that involves technologies, the organisation, processes, procedures, compliance with standards and regulations, the way of doing business and, above all, people. This is a paradigm shift, from "product support" to "customer support", which leverages some key concepts for greater resilience: customer centricity, servitization, continuous improvement, development of hard and soft skills, data management and analysis, through the application of smart technology and increasingly digitised processes and products. The organic management of customer satisfaction and customer support management tools ensures a high level of information integrity and full transparency in customer communication, while improving the Customer Experience and facilitating the digitalization of services with a view to sustainable innovation.

Training, which is a strategic area for Leonardo in line with the ever-increasing and more advanced market demands, is based on advanced technologies for the virtual reproduction of systems and their operational use. In addition to raising the level of skills transferred and scenarios on which to train, the use of flight simulators allows cuts on real flight hours, with a positive impact on costs and environmental and noise pollution. Virtual and augmented reality technologies, together with artificial intelligence, are also used for maintenance and predictive maintenance, thus helping to prevent and identify failures and inefficiencies and reduce the environmental impact of logistics management, enabling remote operations and thereby reducing physical travel to support operations.

In collaboration with the Italian Air Force, Leonardo has set up an advanced flight training centre (International Flight Training School - IFTS) at international level in the training of military pilots, as from the advanced phase of training (Phase IV), intended for next-generation aircraft. Currently the IFTS is operational at the 61st Wing in Galatina (Puglia) with the M-346 Integrated Training System. Work is now in the process of being completed on moving the IFTS to Decimomannu base in Sardinia, the location selected for NATO Flight Training Europe (NFTE) fighter pilot training as from 2023. The use of the M-346, which is now the most advanced training aircraft available on the market, and the related Ground Based Training System (GBTS), a state-of-the-art system that incorporates flight and mission simulation, has already allowed and will still allow a significant and gradual reduction in actual flight hours, which are generally performed on fighter aircraft, much more costly in terms of fuel consumption, and consequently lower emissions and costs.

In compliance with the EMAR regulations, maintenance staff were trained for the IFTS programme in order to obtain the MAML (Military Aircraft Maintenance License) required to operate on military platforms.

In addition, Leonardo's Academy in the United States has been operational since 2021 for ground, flight and virtual environment training of pilots and maintainers for AW109, AW119, AW139, AW169 helicopters and the AW609 tiltrotor. Digital courses, flight activities, simulator and mission execution training are available to meet any operational needs of Leonardo customers and operators.

About 48,000 training hours delivered through flight simulators

Over **13,000 pilots and operators** of helicopters and aircraft trained

First place among helicopter companies in ProPilot's ranking for quality of after-sales support, for the fourth year running

First place in Product Support Survey of AIN (Aviation International News) ranking in 2022 too

Data 2022

Customer intimacy

Customer Satisfaction – With the use of the Net Promoter System (NPS) methodology during 2022, more than 270 customers have been involved from the civil, military and government markets in more than 70 countries all over the world in measuring Customer Satisfaction. The objectives have been achieved to obtain a deeper and more complete knowledge of the perception of Leonardo on the part of its customers and take corrective measures that are implemented, with a view to continuous service improvement for the customer. There was an increase in the number of replies received and in the number of countries and programmes mapped through Customer Satisfaction campaigns compared to the previous 12 months.

Customer Service Digitisation projects in support of the Company and its Customers - Leonardo has launched new Customer Relationship Management and e-commerce platforms that enable customer management with the best digital tools, offering a single point of access (Leonardo Customer Portal) for all after-sales services to customers in the civil and military sectors, including training activities. This is a single architecture that adapts to the peculiar features of different businesses and that allows customer intimacy to be improved. At central level, Leonardo coordinates the projects undertaken for the digital transformation of the Customer service support and delivery model from a data-driven perspective, with the aim of ensuring maximum cross-domain business, best customer experience and identification of advanced value-added services for the customer.

DEServE - Digital Ecosystem for Service Excellence

In continuation of its transformation and continuous improvement activities with Customers, Leonardo has launched the DEServE project for the evolution, standardisation and digitisation of contracting processes and contracts, with Smart Legal Contract for ongoing contracts, starting with the Services business and with automatic scalability to the rest of the company's business. The project aims to create value through the improvement of business relationships with Customers in terms of efficiency, transparency, collaboration and with full exploitation of real-time data throughout the contract lifecycle (modelling template, negotiation, execution & reporting), benefiting different decision-making levels, both operational and strategic. In 2022 DEServE was awarded Innovation and Excellence Award EMEA by World Commerce & Contracting, a global community for promoting standards and continuous improvement in commercial and contracting areas.

Innovation with the Italian Air Force - The Public-Private Partnership through which the Italian Air Force and Leonardo, together with Enel X and EnershareHub, are working in eco-sustainable technological innovation at the Pisa military airport, hosting the 46th Air Brigade, is now operational.

Social value and industrial collaboration programmes

Leonardo is committed to generating positive impacts for the communities that host its sites and production facilities. For this reason, sustainability topics are integrated into initiatives, projects and working methods. Specific metrics are used to assess the effectiveness of these actions and quantify the impact produced on local communities. Moreover, this approach becomes also relevant in relations with those governments that, on the occasion of public tenders, exploit their spending power by providing incentives to companies to produce measurable social benefits in favour of communities, redesigning the relationship between public and private entities.

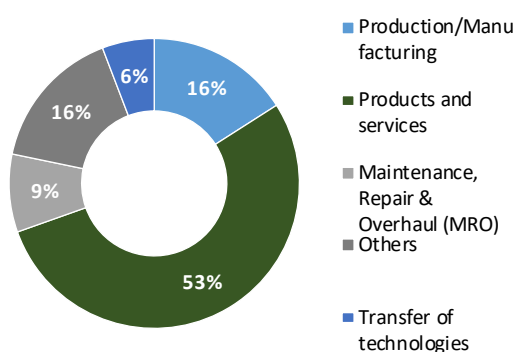
The Social Value Model in the United Kingdom

Leonardo has the objective of maximising the social value it produces, as evidenced by its commitment to supporting its people, community, and economy. In the United Kingdom, the UK government has structured social value into 5 areas: equal opportunities, reducing economic inequality, combating climate change, post-pandemic recovery, and well-being. During the selection process for awarding new contracts, the UK government gives a weight of at least 10% to the social value produced by individual companies.

In the United Kingdom, Leonardo contributes about GBP1.9 billion to the country's economy, employing more than 8,000 highly-skilled people and supporting more than 26,000 jobs. Leonardo also works with more than 2,100 local companies in the United Kingdom, two-thirds of which are SMEs.

Furthermore, Leonardo collaborates with its international customers to generate economic and industrial benefits, both in the civil and Defence sectors, under industrial offset agreements. In 2022, Leonardo had 69 indirect offset contracts in place around the world⁸⁸.

Indirect offset projects by type



Quality and safety

Company engineering and manufacturing processes are based on recognised procedures and standards, providing training and information to people on an ongoing basis, and the integration of risk management and product life cycle management methodologies, with the aim of ensuring maximum safety of products and services and making deliveries to customers within the expected timeline and without defects, using materials and resources in the most efficient way. Leonardo adopts quality management standards and systems ISO9001, AS/EN9100 and AS/EN9110, as well as NATO AQAP 2110/2210, to ensure the quality of design, manufacture, maintenance, testing and delivery of products to the customer, periodically verified by third-party certifying bodies. The products made internally and those commissioned to third-party suppliers, selected and qualified according to the standards adopted, are subject to internal audits and a final verification of conformity by the company's Quality function, in compliance with contract requirements and/or other Safety regulations. For the type of products and services produced, Leonardo is also subject to audits on the part of the competent Authorities in the field of Safety and, if applicable, airworthiness. Each Division or specific program within the Group is also supported by Safety-oriented R&D work, is provided

⁸⁸ For more details, please see the section on Responsible business conduct and document on offset management on Leonardo [website](#).

with a Safety governance system at the central Division level and Safety System Management constituents at the local function level, control and risk assessment procedures and manuals, recall systems and procedures of products not complying with safety requirements, customer alert, product tracking and crisis management, as well as continuous improvement plans.

Compliance with high quality standards is also required from suppliers, to guarantee materials and goods without any defect in design, manufacturing and installation, and verified during the qualification phase.

86% of employees operate at sites certified according to the ISO9001 quality standard

97% of key suppliers with quality certification of processes⁸⁹

Furthermore, Leonardo plays an active role in the evolution of sector standards and regulations through its participation in the main international organisations, including IAQG (International Aerospace Quality Group), EAQG (European Aerospace Quality Group), RMS (Regional Management Structure) and contributes to designing the EPAS (European Plan for Aviation Safety implemented by the European aviation authority with all Member States). Since 2018, it has guided the OPC Operations Council, formerly IAQG's Strategy Working Group, which defines quality standards and the related certification scheme format, measuring effectiveness and developing the global database of best practices. In Italy, as a member of AIAD, Leonardo sits on the Quality Committee, which pays particular attention to supporting SMEs with regard to mandatory regulations and customer-specific quality and safety requirements.

In addition, Leonardo actively participates in activities within the ASD Service Commission for the definition of the new S-Series standards for data management of the entire product lifecycle in the field of Integrated Product Support, an effective management of Technical Publications, materials and spare parts, the definition of Integrated Life-Cycle Analysis, the management of Predictive Maintenance, Training and In-Service Feedback. Compliance with the S-Series suite and mandatory regulations is for Leonardo an essential element, as well as a mandatory requirement for participating in multinational cooperation programmes.

Process quality

QA Matrix - Quality management has been standardised across all Divisions through QA Matrix, a tool that allows the collection of all "non-quality" events, the assessment of "root causes" and the prioritisation of the best solutions, achieving a significant improvement in the quality management of processes and products. In 2022, the matrix was implemented at 14 sites, and identified defects were prioritised based on related impact so that improvement projects could be designed on the most significant defects. Nearly 50% of the defects on which improvement projects were started have been resolved.

⁸⁹ The analysis involved 600 key suppliers in 2022.

VALUE FOR TERRITORIES AND COMMUNITIES

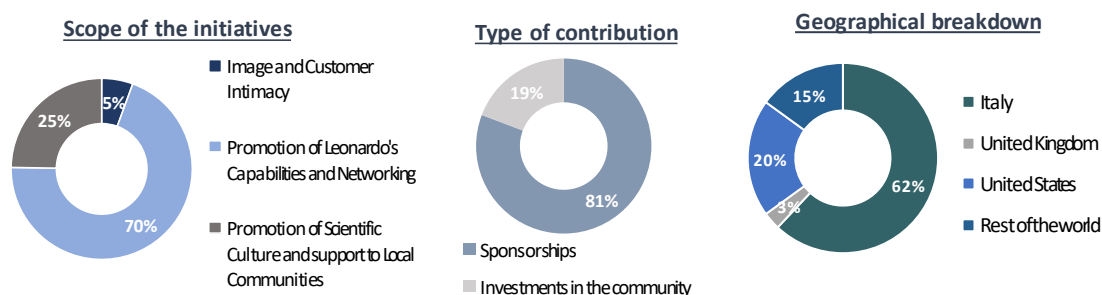
Leonardo contributes to the spread of a culture based on respect for the environment and the social and economic development of the communities in which the Group operates. Incentivising environmentally sustainable behaviour, spreading scientific culture and technological expertise, fostering inclusiveness and combating social inequality: these are all examples of actions that Leonardo takes to promote growth in local areas. In fact, the Group carries out numerous activities to involve and raise the awareness of local communities in the territories that host the Group's production sites, in the belief that the efforts put forth to protect natural resources and respect the environment, as well as the people who are part of it, can generate value for everyone. By collaborating with entities, associations and foundations, non-profit organisations and other partners, Leonardo strengthens its corporate citizenship especially in the areas where it operates.

Leonardo's commitment is also expressed through the Group's Foundations and the voluntary support of employees and former employees, who thus contribute to activities targeted at the achievement of SDGs.

- > **Leonardo Civiltà delle Macchine Foundation** is committed to promoting human rights in the digital society, combining scientific knowledge and research with culture and the arts, and fostering a constructive debate on the impacts of digital transformation. It promotes STEM and ICT competencies and digital education and supports economic growth and innovation by stimulating public debate on the sustainable development of the territories and the prospects for industrial development of the country. It supports research in the field of ethics and law of artificial intelligence through partnerships with institutions and universities.
- > **Ansaldo-Leonardo Group Foundation** has been working for over 20 years in the recovery, protection, preservation and enhancement of the historical-cultural heritage consisting of its archival, photographic and film collections - over 100 collections, either its own or entrusted by third parties -, which preserve the memories in the entrepreneurial, industrial, technological and communication areas, in particular of those companies that have operated in the Ligurian region.
- > **Med-Or Foundation**, founded in 2021, aims to promote cultural, research and scientific training activities, to strengthen ties, exchanges and international relations between Italy and the countries of the enlarged Mediterranean area. It is an innovative, global and collaborative entity that aims to combine skills and capabilities of industry with the academic world for the development of geo-economic and socio-cultural partnership with countries in the Enlarged Mediterranean, Sub-Saharan Africa, the Middle East and the Far East with the aim of laying the foundation for sustainable and integrated development.

Social commitment

Leonardo has invested an amount of about €mil. 3 in sponsorship and investment programmes in the community. In line with the operational guidelines applied in the planning of corporate sponsorships and in accordance with the selection processes required by company rules, the choice of activities to be pursued has favoured wide-ranging projects that would allow the creation of partnerships and collaborations. Project efforts were focused on research and innovation issues, support for cultural and institutional institutions, and social/solidarity initiatives with a strong impact on local communities.



Social commitment and support to territories and culture promotion

Avanchair – Collaboration work with Avanchair Startup, which has created an innovative electric wheelchair. Thanks to technological support from Leonardo, the prototype was equipped with a new stabilisation system and a footrest to enhance mobility, facilitate movement, and ensure greater autonomy for its users. This project is a clear example of how technology transfer between different sectors can improve people's lives and reduce inequalities.

Arbolia – Since 2022, collaboration relationships have been established with Arbolia, an Italian benefit company, at the initiative of Snam S.p.A. and Fondazione CDP, which promotes and implements afforestation at various sites to combat global and local warming and improve air quality. At the beginning of December 2022, a pilot project was started at the Foggia site to afforest 1,650 plants. This project will allow, over the 20-year life of the afforestation installation, the absorption of more than 360 tons of CO₂ and the release of more than 260 tons of oxygen and a reduction of PM₁₀ emissions of 16.6 tons.

WEEE in prison - The recycling project includes a goal of training and social re-education of inmates in Bollate Prison - Milan. The recycling system, located inside the prison, has been built and operates thanks to the collaboration of institutional and private players⁹⁰.

Telethon Foundation –In line with Leonardo's commitment to social welfare and the promotion of scientific citizenship, work continued, for the second year running, on the funding of a scholarship to a young researcher in the framework of the International Doctorate Programme in Molecular Medicine at the San Raffaele University of Milan. The study aims at developing advanced therapies for rare genetic diseases.

Support to war veterans in the United States – More than 90% of Leonardo DRS' investments for communities support solidarity programmes reserved for war veterans and their families, as well as disabled athletes such as Armed Services YMCA, Fisher House and Army Ten Miler. It is in fact recognised as "national guard" with the highest honours for the support given.

Volunteer bulletin board - Leonardo supports, with its own in-house platform, employees' offers and requests to volunteer in favour of non-profit and community organisations. The section on "volunteer stories" is connected to the platform, which collects and recounts employees' experiences related to the theme of helping. Through these two tools it has been possible to promote initiatives, such as Plastic Free's in support of the environment at the group level.

⁹⁰ For further details, reference is made to the paragraph on [Circular Economy](#) in the section Planet.

Plastic Free – It is the most important volunteer association in Italy, created with the aim of informing and raising awareness of as many people as possible about the dangers of plastic pollution. During the year Leonardo sponsored 3 collections (Castel Fusano, Pomigliano, and Nerviano), which, involving employees from various sites, allowed the collection of over 2 tons of waste.

Responsible Canteens Programme – This programme, in partnership with Fondazione Banco Alimentare Onlus and canteen service providers, has been designed for the recovery of surplus food from the canteens of the main Italian factories in favour of non-profit organisations⁹¹.

Leonardo Corporate Heritage – The company museums that are part of Leonardo's Museum System in Italy are the Agusta Museum, with attached Villa in Cascina Costa di Samarate (VA), the Breda Meccanica Bresciana Museum, the Officine Galileo Museum in Campi Bisenzio (FI), the Radar Museum in Bacoli (NA), the headquarters of the Associazione della Melara in La Spezia, where the OTO-Melara historical archive is located, the Aeronautical Industry Museum in Turin and the Fucino Space Center Museum of Telespazio. In 2022 the Corporate Heritage programmes involved almost 4,000 visitors, accompanied by the company's Seniors (over 200 active in the Museums and Archives) and volunteers.

I mille del ponte – The Ansaldo Foundation has financed and collaborated in the organisation of the theatrical show "I mille del ponte" (The thousand of the bridge), with free admission, to pay homage to the male and female workers who worked for the demolition and reconstruction of the bridge over the river Polcevera.

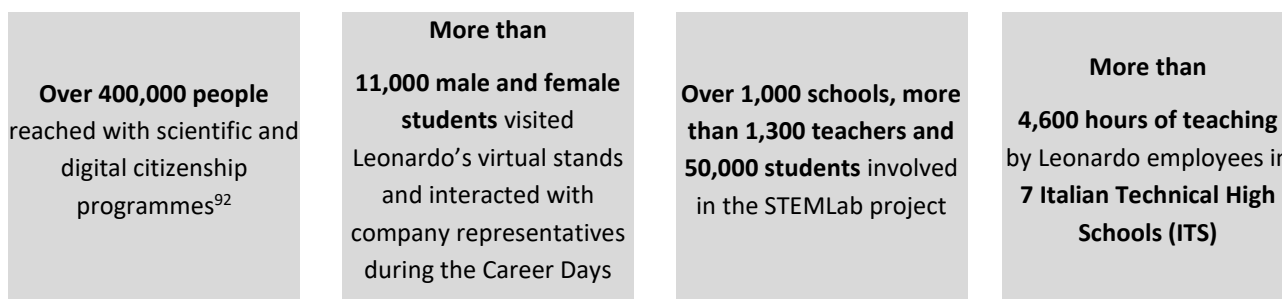
⁹¹ For further details, reference is made to the paragraph on [Circular Economy](#) in the section Planet.

Scientific citizenship, training, diversity and inclusion

The promotion of scientific citizenship – i.e., sharing scientific knowledge, technological expertise, and innovation with the communities concerned - and a commitment to an inclusive scientific culture form an integral part of Leonardo's strategy to strengthen the innovation chain.

The Company aims both to foster employee upskilling and reskilling programmes and to support the dissemination of scientific culture externally. Leonardo aims to be a point of reference for scientific culture in the countries in which it operates, from projects to enhance STEM disciplines and access to the professions of the future to relations with the educational system - in all cycles of compulsory schooling, with training activities for teachers and special attention to the involvement of girls and young women - and strategic partnerships with universities, research centres and institutions.

At Leonardo promotion of diversity is also seen as a distinctive factor in competitiveness, talent attraction and enhancement of human capital. This approach translates into listening, mentorship and coaching initiatives, gender bias training course and development programmes to disseminate inclusive leadership models. This commitment is recognised internationally with inclusion in the Bloomberg Gender-Equality Index (GEI) for the third year running.



Leonardo's STEM ambassadors, present in the various geographical areas, encourage young people to undertake STEM studies, spreading passion for science and technology through workshops and lessons. In Italy, through their collaboration with Technical High Schools (*Istituti Tecnici Superiori*), Leonardo ambassadors dialogue with students not only to disseminate scientific knowledge but also to stimulate their curiosity and bring them closer to technical professions, enhancing the industrial vocation of local areas. Within the scope of the School-Business System project (promoted by the ELIS consortium), Leonardo has also made available to students of 1st and 2nd degree secondary schools the testimonials of 25 Role Model female employees with STEM backgrounds, who delivered 21 hours of training to orient students towards their future aspirations, through inspirational talks. In this context, there is also the Young Women Empowerment Program - YEP, dedicated to female students in Southern Italy and promoted by the Ortygia Business School Foundation, which aims to promote training based on the skills of the future and a culture of gender equality to counteract stereotypes and inequalities in the education and professional fields. The focus on female STEM subjects in the United Kingdom, with career fairs, summer schools and dedicated competitions, has also seen an increase in the presence of girls in recruitment for internship, apprenticeship and industrial placement roles, with a share of almost 20%. Almost 20,000 spontaneous applications were received through the Group's website application system.

Science popularisation, training support, and digitisation

Digital High School - The new "digital high school" was born at the Matteucci Institute in Rome in September 2022. The project, **STEM Lab** – It is the project for the diffusion of scientific citizenship for the purpose of supporting teachers of 2nd-degree and

⁹²The figure includes activities promoted by Leonardo, Leonardo CdM Foundation and Ansaldo Foundation.

which is the result of a proposal by the Leonardo Civiltà delle Macchine Foundation, was implemented in synergy with Leonardo, the Ministry of Education and the Matteucci Institute in Rome. The goal is to develop digital and technical skills, integrated and harmonised by humanistic knowledge, which are fundamental to ensuring a sustainable future. Thirty students will form the first class of this five-year course of study, which includes a course in Artificial Intelligence developed by Leonardo experts who will also serve as tutors in the planning phase and company internships planned for the final year of the course.

Med-Or Foundation Scholarships – During 2022, the foundation funded a total of 325 scholarships for students in the areas concerned, including: 18 for bachelor's degree programmes, 22 for specialist courses, 2 for doctorates, 3 for master's degrees, 100 for primary and secondary school, 180 for Italian language courses.

Preservation of cultural and artistic heritage – In 2022 the Med-Or Foundation funded several projects to safeguard cultural and artistic heritage, including Horn Heritage Foundation (Somaliland), Association Internationale des Études Byzantines & Italian Association of Byzantine Studies, and MAECI - Directorate General for the Promotion of the Country System.

Digital Transition Laboratory - In collaboration with Bocconi, Trento and Florence Universities and the Privacy Guarantor, the CdM Foundation Laboratory is a space for study on the themes of Artificial Intelligence and digitisation on the national, European and global scene, through position papers, research and conferences.

Progetto Paese – This project consists of a cycle of meetings organised by the Leonardo-CdM Foundation to put the expertise of the major Italian state-owned companies at the service of the country and contribute to forming a new ruling class. The training courses involved Officers of the Carabinieri Corps, Finance Police School and Police High School.

Space – The Leonardo Foundation, in collaboration with the Ministry for Education, University and Research, the Accademia dei Lincei and the National Institute of Astrophysics, promoted knowledge of Space as a new economic and social scientific frontier through training courses aimed at students. 62 schools were involved in online mode, 3 schools through in-presence mode for a total of 2,800 students and teachers for each lesson.

17th edition of the Festival of Sciences - For the fifth year Leonardo was educational partner of the Festival with an installation on "Explorers of the Future" dedicated to Leonardo Labs, in which young research fellows and doctoral students made themselves available to junior and senior high school students to explain how the results of scientific research bring benefits to everyone's daily lives.

Science Festival - Leonardo, as historical partner of the event, sponsored the 20th edition of the Genoa Science Festival which was attended by 30 thousand students from 14 regions in Italy

secondary schools in Italy, in raising awareness among girls and boys of the importance and key role of STEM education. STEMLab offers teachers free video lessons in the form of webinars, with teaching guides and workshop sheets to explore with students subjects and technologies connected with innovation, including content that is developed directly by Leonardo experts. Contests such as the STEM Olympiad were also organised and multimedia Apps made available.

Topics included Artificial Intelligence, Big Data, Additive Manufacturing/3D Printing, Drones, Electrification, and Airports. By the end of December 2022, a year and a half after its launch, more than 1,300 teachers were enrolled and more than 1,000 schools and more than 50,000 students were involved.

ITS Academy - At the end of 2022, an agreement was formalised between the Leonardo Foundation, the Emilia-Romagna, Liguria, Puglia and Umbria Regional Governments, the Ministry for Digital Transformation (MITD), the Cyber Security Agency, Confindustria INDIRE, the National ITS Association and the Minister of Education through which a national ecosystem of digital skills was established, with the aim of creating ITS Academy curricular training programmes aimed at training various profiles.

Treccani Scuola - The CdM Foundation has extended its collaboration with Treccani into 2022. The CdM Foundation's contribution consists of online lessons and multimedia educational content intended for the Treccani Scuola platform, with the aim of making Leonardo's advanced technological knowledge and skills available to the Italian school system.

Become a Digital Citizen - Born from the agreement between Leonardo, Leonardo Foundation-CdM and the General Command of the Carabinieri Corps, the project aims to reduce the digital divide in Italy, encouraging access to new technologies by the older social groups. With 33 offices in small and medium-sized municipalities made available by the Carabinieri, 102 citizens participated in the third edition of the project. The project adheres to the Digital Republic Manifesto, an initiative promoted by the Ministry for Technological Innovation and Digital Transition, and participates in the activities of the National Coalition for Digital Skills, composed of public and private entities that support inclusion and education in new technologies.

Precision Agriculture 4.0 - The 1st National Conference on Precision Agriculture, sponsored by the Leonardo Civiltà delle Macchine Foundation, the Polytechnic University of Bari and University of Bari Aldo Moro, was held at the Polytechnic University of Bari in June 2022 in order to present and deepen the innovative technologies of Precision Agriculture and the enabling technologies of the Impresa 4.0 programme for competitive and sustainable production. As part of that conference, the Manifesto for Food Safety was developed, which was then presented at "The 3rd World Conference revitalization of Mediterranean Diet," held in Bari, Italy, from 28 to 30 September 2022.

Girls@Polimi - In 2022, Leonardo actively participated in the Girls@polimi project, providing 4 scholarships for female high

and 220 thousand total attendance. Leonardo welcomed high school students from the Ligurian territory to its Cyber & Security Academy, where future cyber security professionals are trained.

Hackher - Leonardo supported the third edition of "Hackher," a multidisciplinary project, which is also sponsored by the European Parliament, with the aim of bringing girls closer to the STEM world and promoting gender equality in Information Technology. The event is part of Leonardo's commitment to female inclusion and empowerment in the promotion of scientific citizenship and STEM disciplines.

Young Cyber Security Academy - Leonardo is a partner of the Academy established in 2022 with the aim of bringing the topic of cyber security to schools to train aware web users, raise awareness of the dangers of the web (cyberbullying, stalking, identity theft, revenge porn, etc.) by involving students between 11 and 19 years old and teachers in a digital education programme.

school seniors interested in enrolling in courses in Aerospace, Automation, Electrical, Electronic, Computer, Mechanical, and Industrial Production Engineering at the Polytechnic University of Milan for the 2022-2023 academic year. It is a project through which the company has once again placed itself at the forefront of supporting the orientation of new generations, and particularly women, toward the study of STEM disciplines.

Finally, in November 2022, major European space players, including Leonardo and Telespazio, under the auspices of ESA, signed the Statement for a Responsible Space Sector, which reaffirms their commitment to contribute to the long-term sustainability of space projects and encourage responsible management of all activities in the sector, from both a social and environmental perspective. The main objective of the Statement is to provide a basis for the sustainable development of the space sector and to increase the contribution of space activities for the benefit of society.

CORRELATION TABLE – NON-FINANCIAL STATEMENT

Leonardo’s 2022 Consolidated Non-financial Statement (NFS) is included in the Report on Operations of the 2022 Integrated Annual Report and is prepared in accordance with Legislative Decree 254/2016, which implements the European Directive 2014/95. The topics required by Legislative Decree 254/2016 are dealt with in the document, consistently with their materiality with respect to the characteristics of the Group, giving evidence of the activities, performance, results and impacts.

Furthermore, the NFS is prepared in accordance with the GRI Standards 2021 and provides other indicators, in addition to the information prepared in accordance to the GRI Standards to comply with Articles 3 and 4 of Legislative Decree 254/2016, that allow the measurement of the Group's performance in relation to material topics (in this regard, reference should be made to the sections on “ESG performance indicators”, “SASB content index” and “Other indicators”). A correlation table is reported below, which sets out, for each scope prescribed by Legislative Decree 254/2016, the material topics for Leonardo and the references to the GRI Standards.

Correlation table with Legislative Decree 254/2016

Topics of D.lgs. 254/2016	Scope	Reference			GRI Standards disclosures
		Document	Chapter	Paragraph	
Reporting standards and materiality analysis	Environment, Social, Personnel, Human rights, Corruption	RO	Strategy and outlook	Materiality analysis	2-2, 2-3, 2-4, 2-5, 3-1, 3-2
			Governance	Stakeholder engagement	
			Annex to the operations report - Methodology note of the NFS	Methodology note of the NFS	
Business model for the management and organisation of company activities	Environment, Social, Personnel, Human rights, Corruption	RO	Group profile	<i>Note 1</i>	2-1, 2-6, 2-9, 2-10, 2-11, 2-12, 2-13, 2-14, 2-15, 2-16, 2-17, 2-18, 2-19, 2-20, 2-22, 2-23, 2-24, 2-29
			Governance	<i>Note 1</i>	
		CGR	Organisational Model as per Legislative Decree 231/2001	<i>Note 1</i>	
			Additional corporate governance practices	<i>Note 1</i>	
Company policies, including due diligence procedures, outcomes and related key non-financial performance indicators	Environment	RO	Strategy and outlook	Sustainability Plan	302-1,3, 303-1,2,3, 304-1, 305-1,2,3,4,5,7, 306-1,2,3, 308-1, 3-3 (for material topics, see the following table)
			Group’s results and financial position	ESG performance indicators	
			Planet	<i>Note 1</i>	
			Prosperity	Supply chain value	
	Social	RO	Strategy and outlook	Sustainability Plan	2-21, 2-25, 2-26, 2-27, 2-28, 204-1, 207-1-2-3-4, 416-1, 201-1, 3-3 (for material topics, see the following table)
			Prosperity	<i>Note 1</i>	
	Personnel	RO	Strategy and outlook	Sustainability Plan	2-7, 2-8, 201-3, 401-3, 402,1, 405-1, 405-2,

			Group's results and financial position	ESG performance indicators	403-1-2-3-4-5-6-7-9, 401-1, 404-1, 404-2, 3-3 (for material topics, see the following table)
			People	<i>Note 1</i>	
	Human rights	RO	Strategy and outlook	Sustainability Plan	2-30, 407-1, 414-1, 418-1, 3-3 (for material topics, see the following table)
			People	Respect for human rights	
		Code of Ethics			
	Corruption	RO	Strategy and outlook	Sustainability Plan	205-2, 205-3, 206-1, 415-1, 3-3 (for material topics, see the following table)
			Governance	Responsible business conduct	
		CGR	Additional corporate governance practices	<i>Note 1</i>	
		Anti-Corruption Code			
	Main risks, generated or undergone, including their management, related to the abovementioned matters	Environment, Social, Personnel, Human rights, Corruption	RO	Governance	Risk management
RO			Profile	Trend and vision to 2030	
Diversity in management and supervisory bodies	RO	Governance	Corporate governance	2-7, 2-8, 405-1	
		People	Enhancement of people and skills		
	CGR	Diversity criteria and policies	<i>Note 1</i>		

Legend

Note 1: Whole chapter included in the NFS

CGR = Corporate Governance Report 2023 (fiscal year 2022)

RO = Report on Operations

Correlation table between material topics, Legislative Decree 254/2016 and GRI indicators

Scope under Legislative Decree 254/2016	Material topic	Reference to GRI topics
Environment	Climate change, adaptation and mitigation	GRI 302, GRI 305
	Sustainable supply chain	GRI 308
	Natural resources management and conservation of ecosystems	GRI 303, GRI 304, GRI 305
	Development of Earth observation technologies	Non GRI topic
	Environmental impact of the use of materials	GRI 301, GRI 306
	Citizen security	Non GRI topic
Social	Solutions' quality, security and performance	GRI 416
	R&D, innovation and advanced technology	GRI 201, GRI 203
	Cyber security and data protection	GRI 418
	Sustainable supply chain	GRI 204, GRI 407, GRI 414
	Citizens' security	Non GRI topic
	Customer intimacy	GRI 416
	Digital transformation	Non GRI topic
	Business continuity	Non GRI topic
Personnel	Working conditions, health and safety	GRI 403
	Diversity and inclusion	GRI 201, GRI 401, GRI 402, GRI 405
	Skill management and talent attraction	GRI 401, GRI 404
	Active support in developing skills in the STEM area	GRI 404
Human rights	Diversity and inclusion	GRI 405
	Sustainable supply chain	GRI 204, GRI 308, GRI 407, GRI 414
Corruption	Sound Corporate Governance	GRI 207, GRI 405
	Responsible and ethical business conduct	GRI 205, GRI 206, GRI 415
Diversity in management and supervisory bodies	Sound Corporate Governance	GRI 405

**INDEPENDENT AUDITORS' REPORTS ON THE NON-FINANCIAL STATEMENT AND ON THE
SELECTION OF INDICATORS AT 31 DECEMBER 2022**

Leonardo S.p.A.

Independent auditor's report on the consolidated disclosure of non-financial information in accordance with article 3, par. 10, of Legislative Decree December 30, 2016, n. 254 and with article 5 of Consob Regulation adopted with Resolution n. 20267 of January 18, 2018

Independent auditor's report on a selection of indicators presented in the consolidated disclosure of non-financial information

Independent auditor's report on the consolidated disclosure of non-financial information in accordance with article 3, par. 10, of Legislative Decree December 30, 2016, 254 and with article 5 of Consob Regulation adopted with Resolution n. 20267 of January 18, 2018

(Translation from the original Italian text)

To the Board of Directors of
Leonardo S.p.A.

We have been appointed to perform a limited assurance engagement pursuant to article 3, par. 10, of Legislative Decree December 30, 2016, n. 254 (hereinafter "Decree") and article 5 of Consob Regulation adopted with Resolution n. 20267 of January 18, 2018, on the consolidated disclosure of non-financial information of Leonardo S.p.A. and its subsidiaries (hereinafter "Group" or "Leonardo Group") for the year ended December 31, 2022 in accordance with article 4 of the Decree, presented in the specific section of the Director's Report of the Group's consolidated financial statements and approved by the Board of Directors on March 9, 2023 (hereinafter "DNF").

Our limited assurance engagement does not cover the information included in the paragraph "*Information on EU Taxonomy for sustainable activities*" of the DNF, that are required by article 8 of the European Regulation 2020/852.

Responsibilities of Directors and Board of Statutory Auditors for the DNF

The Directors are responsible for the preparation of the DNF in accordance with the requirements of articles 3 and 4 of the Decree and the "*Global Reporting Initiative Sustainability Reporting Standards*" defined by *GRI - Global Reporting Initiative* (hereinafter "*GRI Standards*"), identified by them as a reporting standard.

The Directors are also responsible, within the terms provided by law, for that part of internal control that they consider necessary in order to allow the preparation of the DNF that is free from material misstatements caused by fraud or not intentional behaviors or events.

The Directors are also responsible for identifying the contents of the DNF within the matters mentioned in article 3, par. 1, of the Decree, considering the business and the characteristics of the Group and to the extent deemed necessary to ensure the understanding of the Group's business, its performance, its results and its impact.

The Directors are also responsible for defining the Group's management and organization business model, as well as with reference to the matters identified and reported in the DNF, for the policies applied by the Group and for identifying and managing the risks generated or incurred by the Group.

The Board of Statutory Auditors is responsible, within the terms provided by the law, for overseeing the compliance with the requirements of the Decree.

Auditor's independence and quality control

We are independent in accordance with the ethics and independence principles of the *International Code of Ethics for Professional Accountants* (including International Independence Standards) (*IESBA Code*) issued by the *International Ethics Standards Board for Accountants*, based on fundamental principles of integrity, objectivity, professional competence and diligence, confidentiality and professional behavior. Our audit firm applies the *International Standard on Quality Control 1 (ISQC Italia 1)* and, as a result, maintains a quality control system that includes documented policies and procedures regarding compliance with ethical requirements, professional standards and applicable laws and regulations.

Auditor's responsibility

It is our responsibility to express, on the basis of the procedures performed, a conclusion about the compliance of the DNF with the requirements of the Decree and of the *GRI Standards*. Our work has been performed in accordance with the principle of "*International Standard on Assurance Engagements ISAE 3000 (Revised) - Assurance Engagements Other than Audits or Reviews of Historical Financial Information*" (hereinafter "*ISAE 3000 Revised*"), issued by the *International Auditing and Assurance Standards Board (IAASB)* for limited assurance engagements. This principle requires the planning and execution of work in order to obtain a limited assurance that the DNF is free from material misstatements. Therefore, the extent of work performed in our limited assurance engagement was lower than that required for a full examination according to the *ISAE 3000 Revised* ("reasonable assurance engagement") and, hence, it does not provide assurance that we have become aware of all significant matters and events that would be identified during a reasonable assurance engagement.

The procedures performed on the DNF were based on our professional judgment and included inquiries, primarily with company's personnel responsible for the preparation of the information included in the DNF, documents analysis, recalculations and other procedures aimed to obtain evidences considered appropriate.

In particular, we have performed the following procedures:

1. analysis of the relevant matters in relation to the activities and characteristics of the Group reported in the DNF, in order to assess the reasonableness of the selection process applied in accordance with the provisions of article 3 of the Decree and considering the reporting standard applied;
2. analysis and evaluation of the criteria for identifying the consolidation area, in order to evaluate its compliance with the provisions of the Decree;
3. comparison of the economic and financial data and information included in the DNF with those included in the Leonardo Group consolidated financial statements;
4. understanding of the following aspects:
 - Group's management and organization business model, with reference to the management of the matters indicated in the article 3 of the Decree;
 - policies adopted by the Group related to the matters indicated in the article 3 of the Decree, results achieved and related key performance indicators;
 - main risks generated or suffered related to the matters indicated in the article 3 of the Decree.

With regard to these aspects, we obtained the documentation supporting the information contained in the DNF and performed the procedures described in item 5. a) below.

5. understanding of the processes that lead to the generation, detection and management of significant qualitative and quantitative information included in the DNF. In particular, we have conducted interviews and discussions with the management of Leonardo S.p.A. and with the personnel of Leonardo UK Ltd, Leonardo US Holding LLC, and Wytwornia Sprzetu Komunikacyjnego "PZL-Swidnik" Spolka Akcyjna and we have performed limited documentary evidence procedures, in order to collect information about the processes and procedures that support the collection, aggregation, processing and transmission of non-financial data and information to the management responsible for the preparation of the DNF.

Furthermore, for significant information, considering the Group activities and characteristics:

- at group level
 - a) with reference to the qualitative information included in the DNF, and in particular to the business model, policies implemented and main risks, we carried out inquiries and acquired supporting documentation to verify its consistency with the available evidences;
 - b) with reference to quantitative information, we have performed both analytical procedures and limited assurance procedures to ascertain on a sample basis the correct aggregation of data.
- for Leonardo S.p.A. (Cascina Costa site - Helicopters division), Leonardo UK Ltd (Edinburgh site - Electronics division - and Yeovil site - Helicopters division), Leonardo US Holding LLC (West Plains site - DRS), and Wytwornia Sprzetu Komunikacyjnego "PZL-Swidnik" Spolka Akcyjna (Świdnik site - Helicopters division) that we have selected based on their activities, relevance to the consolidated performance indicators and location, we have carried out site visits and remote interviews during which we have had discussions with management and have obtained evidence about the appropriate application of the procedures and the calculation methods used to determine the indicators.

Conclusion

Based on the procedures performed, nothing has come to our attention that causes us to believe that the DNF of the Leonardo Group for the year ended on December 31, 2022 has not been prepared, in all material aspects, in accordance with the requirements of articles 3 and 4 of the Decree and the *GRI Standards*.

Our conclusion on the DNF of the Leonardo Group do not refer to the information included in the paragraph "*Information on EU Taxonomy for sustainable activities*" of the DNF itself, that are required by article 8 of the European Regulation 2020/852.

Other aspects

The DNF for the year ended on December 31, 2020, whose data are presented for comparative purpose, has been subjected to limited assurance procedures by another auditor, who expressed unqualified conclusion on March 11, 2021.

Rome, March 16, 2023

EY S.p.A.

Signed by: Riccardo Rossi, Auditor

This report has been translated into the English language solely for the convenience of international readers.

Independent auditor's report on a selection of indicators presented in the consolidated disclosure of non-financial information (Translation from the original Italian text)

To the Board of Directors of
Leonardo S.p.A.

We have been appointed to perform a reasonable assurance engagement on a selection of indicators (hereinafter "Selection of Indicators") for the year ended December 31, 2022, presented in the consolidated disclosure of non-financial information of Leonardo S.p.A. and its subsidiaries (hereinafter "Group" or "Leonardo Group") for the year ended December 31, 2022 (hereinafter "DNF"), identified in the paragraph "*Methodological Note of the NFS*" of the DNF itself and reported in section "*Auditor's responsibility*" of this report.

Responsibilities of Directors for the Selection of Indicators

The Directors are responsible for the preparation of the Selection of Indicators in accordance with the "Global Reporting Initiative Sustainability Reporting Standards" defined by GRI - Global Reporting Initiative (hereinafter "GRI Standards"), as reported in the paragraph "*Methodological Note of the NFS*" of the DNF.

The Directors are also responsible for that part of internal control that they consider necessary in order to allow the preparation of the Selection of Indicators that are free from material misstatements caused by fraud or not intentional behaviors or events.

Auditor's independence and quality control

We are independent in accordance with the ethics and independence principles of the *International Code of Ethics for Professional Accountants* (including *International Independence Standards*) (*IESBA Code*) issued by the *International Ethics Standards Board for Accountants*, based on fundamental principles of integrity, objectivity, professional competence and diligence, confidentiality and professional behavior.

Our audit firm applies the *International Standard on Quality Control 1 (ISQC Italia 1)* and, as a result, maintains a quality control system that includes documented policies and procedures regarding compliance with ethical requirements, professional standards and applicable laws and regulations.

Auditor's responsibility

It is our responsibility to express, on the basis of the procedures performed, an opinion about the compliance of the Selection of Indicators with the requirements of the GRI Standards. Our work has been performed in accordance with the criteria of the principle "*International Standard on Assurance Engagements ISAE 3000 (Revised) - Assurance Engagements Other than Audits or Reviews of Historical Financial Information*" (hereinafter "*ISAE 3000 Revised*"), issued by the *International Auditing and Assurance Standards Board* (IAASB) for reasonable assurance engagements. This principle requires the planning and execution of work in order to obtain a reasonable assurance that the Selection of Indicators are free from material misstatements.

As part of our engagement, we have carried out procedures aimed at obtaining evidence on the data and information included in the Selection of Indicators. The procedures defined are based on the auditor's professional judgment, including the assessment of the risks of material misstatement, whether due to fraud or error. In performing these risk assessment procedures, the auditor considers the internal control related to the Selection of Indicators in order to design assurance procedures that are appropriate in the circumstances, but not for the purpose of expressing an opinion on the effectiveness of the Group's internal control.

In particular, we have performed the following procedures:

- conducted interviews with relevant personnel to understand the business and reporting processes, including sustainability objectives, principles and management aspects related to the Selection of Indicators;
- conducted interviews with key personnel to understand the sustainability reporting system during the reporting period, including the process for collecting, collating and reporting the Selection of Indicators;
- checked that the calculation criteria have been correctly applied in accordance with the methodologies outlined by the GRI Standards;
- undertook analytical review procedures to support the reasonableness of the data;
- identified and testing assumptions supporting calculations;
- tested, on a sample basis, underlying source information to check the accuracy of the data;
- inspected relevant documentation of the systems and processes for compiling, analyzing, and aggregating data in the reporting period and testing such documentation on a sample basis;
- performing site visits to visually inspect operations and perform inquiries and inspect documents on a sample basis.

Below is reported the Selection of Indicators on which a reasonable assurance engagement has been performed:

- GRI 302-1: Energy consumption within the organization;
- GRI 302-3: Energy intensity - (measured on consolidated revenues);
- GRI 303-3: Water withdrawal;
- GRI 305-1: Direct (Scope 1) GHG emissions;
- GRI 305-2: Energy indirect (Scope 2) GHG emissions;
- GRI 305-4: GHG emissions intensity - (measured on consolidated revenues);
- GRI 306-3: Waste generated;
- GRI 401-1: New employee hires and employee turnover (including hires of women with STEM degree);
- GRI 403-9: Work-related injuries;
- GRI 404-1: Average hours of training per year per employee;
- GRI 405-1: Diversity of governance bodies and employees.

We believe that the evidence we have obtained is sufficient and appropriate to provide a basis for our opinion.

Opinion

In our opinion the Selection of Indicators for the year ended December 31, 2022, presented in the DNF of the Group, identified in the paragraph "*Methodological Note of the NFS*" of the DNF itself and reported in section "*Auditor's responsibility*" of this report have been prepared, in all material aspects, in accordance with the GRI Standards.

Rome, March 16, 2023

EY S.p.A.
Signed by: Riccardo Rossi, Auditor

This report has been translated into the English language solely for the convenience of international readers.



PART 3 – OTHER INFORMATION OF THE REPORT ON OPERATIONS

PERFORMANCE OF THE PARENT COMPANY

The KPIs for the period and the main changes that characterised the Parent Company's performance compared to 2021 are reported below.

	2021	2022	% Change
New orders	9,206	9,060	(1.6%)
Order backlog	26,480	25,866	(2.3%)
Revenues	9,332	9,556	2.4%
EBITDA	823	968	17.6%
EBITA	437	525	20.1%
<i>EBITA Restated (*)</i>	388	525	35.3%
ROS	4.7%	5.5%	0.8 p.p.
<i>ROS Restated (*)</i>	4.2%	5.5%	1.3 p.p.
EBIT	306	354	15.7%
<i>EBIT Margin</i>	3.3%	3.7%	0.4 p.p.
Net result before extraordinary transactions	177	1,701	861.0%
Net result	177	1,701	861.0%
Net Debt	4,237	4,442	4.8%
FOCF	104	484	365.4%
ROI	4.4%	4.7%	0.3 p.p.
Workforce	29,739	30,457	2.4%

(*) EBITA and ROS have been restated to include charges related to the COVID emergency, which until the 2021 financial statements were excluded from these indicators as they were classified as 'non-recurring charges' (€mil. 49 in 2021).

For the definition of indices, reference should be made to the paragraph "Non-GAAP" alternative performance indicators".

The performance of Leonardo S.p.a.'s key indicators in 2022 confirmed the forecasts of a recovery in growth reported in the financial statements as at 31 December 2021, showing an improvement in the Company's industrial performance in 2022 despite significant inflationary phenomena and trends in energy and raw material costs.

The volume of new orders stood at excellent levels, with Revenues rising in all the main Business areas, with the exception of the civil aviation component.

In particular:

- The volume of new orders, equal to €mil. 9,060, despite the slight decrease of 1.6 % compared to 2021, confirms the good competitive positioning of the Company's products and solutions;
- revenues of €mil. 9,556 showed, compared to 2021 (€mil. 9,332), an increase of 2.4%, mainly thanks to the performance of the *Helicopters* segment;
- EBITA, equal to €mil. 525, showed an increase of €mil. 88 (20.1%) compared to the comparison period. Operating profitability stood at 5.5% and showed a percentage increase of 0.8% compared to 2021;
- EBIT, equal to €mil. 354, showed, compared to 2021, an increase of €mil. 48, benefitting from improved EBITA and being affected by restructuring charges higher than in 2021, including estimated charges in connection with signing the agreement for early retirement for the workforce in the Corporate and Staff functions on a National basis. The 2021 figure, on the other hand, mainly included the effect of agreements for early retirement on a voluntary basis for the workforce in the *Aerostructures* Division;
- the net result, amounting to €mil. 1,701 (€mil. 177 at 31 December 2021) benefitted from improved EBIT, in particular for the write-back of the investment in the US subsidiary Leonardo US Holding stated among financial income following the transaction to restructure the Leonardo Group's

investments in the United States through subsidiary Leonardo US Holding LLC, the project of which is described in detail in Note 5 to the separate financial statements.

Reclassified income statement

(€ millions)	Note	2021	2022	Change	% Change
Revenues		9,332	9,556	224	2.4%
Purchase and personnel expenses	(*)	(8,409)	(8,505)		
Other net operating income(expenses)	(**)	(100)	(83)		
Amortisation, depreciation and write-offs	(***)	(386)	(443)		
EBITA		437	525	88	20.1%
ROS		4.7%	5.5%	0.8 p.p.	
Non-recurring income/(expenses)		(49)	(61)		
Restructuring costs		(80)	(108)		
Amortisation of intangible assets acquired as part of business combinations		(2)	(2)		
EBIT		306	354	48	15.7%
EBIT Margin		3.3%	3.7%	0.4 p.p.	
Net financial income (expense)	(****)	(93)	1,416		
Income taxes		(36)	(69)		
Net result		177	1,701	1,524	861.0%

Notes to the reconciliation between the reclassified income statement and the statutory income statement:

- (*) Includes "Purchases and Personnel expense" (excluding restructuring costs and non-recurring costs) and "Accruals (reversals) for onerous contracts (losses at completion)";
- (**) Includes the net amount of "Other operating income" and "Other operating expenses" (excluding restructuring costs, non-recurring income/(expense) and accruals (reversals) for onerous contracts (losses at completion);
- (***) Includes "Amortisation, depreciation and impairment losses and value adjustments to financial assets", excluding the amortisation charge referable to intangible assets acquired as part of business combinations, goodwill impairment and write-downs regarded as "Non-recurring costs";
- (****) Includes "Financial income", "Financial expense" (net of the gains and losses relating to extraordinary transactions).

Financial performance

FOCF equal to €mil. 484 showed a significant improvement compared to 2021 (€mil. 380), confirming the positive trend recorded throughout 2022.

Reclassified cash flow statement

(€ millions)	Note	2021	2022	Change	% Change
Cash flows generated/(used) from operating activities	(*)	408	821		
Dividends received		63	131		
Cash flows from ordinary investing activities	(**)	(367)	(468)		
Free Operating Cash Flow (FOCF)		104	484	380	365.4%
Strategic transactions	(***)	(3)	(616)		
Change in other investing activities	(****)	(326)	141		
Net change in loans and borrowings		431	(766)		
Dividends paid		-	(79)		
Net increase (decrease) in cash and cash equivalents		206	(836)		
Cash and cash equivalents at 1 January		1,663	1,875		
Exchange rate differences and other changes		6	1		
Cash and cash equivalents at 31 December		1,875	1,040		

Notes on the reconciliation between the reclassified cash flow and the statutory cash flow:

- (*) Includes "Cash flows generated from (used in) operating activities", excluding debt payments pursuant to Law 808/1985;
- (**) Includes "Cash flows generated from (used in) investing activities", including debt payments under Law 808/1985 and net of dividends collected;
- (***) Includes "Other investing or divestment activities" classified as "Strategic transactions";

(****) Includes "Other investing or divestment activities", excluding dividends collected.

Reclassified statement of financial position

(€ millions)	Note	31 December 2021	31 December 2022
Non-current assets		12,967	15,342
Non-current liabilities		(1,657)	(1,745)
Capital assets	(*)	11,310	13,597
Inventories	(**)	68	(421)
Trade receivables		2,985	3,140
Trade payables		(2,742)	(2,475)
Working capital		311	244
Provisions for short-term risks and charges		(850)	(786)
Other net current assets (liabilities)	(***)	(735)	(954)
Net working capital		(1,274)	(1,496)
Net invested capital		10,036	12,101
Equity		6,036	7,659
Net Debt		4,237	4,442
Net (assets)/liabilities held for sale	(****)	(237)	-

Notes to the reconciliation between the reclassified and the statutory statements of financial position:

(*) Includes all non-current assets and all non-current liabilities, excluding "Non-current loans and borrowings" and the main non-current financial receivables.

(**) Includes "Inventories", "Contract Assets" and "Contract Liabilities".

(***) Includes "Income tax receivables" and "Other current assets" (excluding "Hedging derivatives in respect of debt items"), net of "Income tax payables" and "Other current liabilities" (excluding "Hedging derivatives in respect of debt items").

(****) Includes the net amount of "Non-current assets held for sale" and "Liabilities associated with assets held for sale".

Report on Operation at 31 December 2022

The Company's net debt as of 31 December 2022, which, we recall, was affected by the acquisition of the 25.1% stake in the German company Hensoldt AG (€mil.616), stood at €mil. 4,442 increasing by 4.84 % (€mil.4,237 as at 31 December 2021) and breaks down as follows:

(€ millions)	31 December 2021 of which current		31 December 2022 of which current	
Bonds	2,208	619	1,628	36
Bank debt	1,648	49	1,103	22
Cash and cash equivalents	(1,875)	(1,875)	(1,040)	(1,040)
Net bank debt and bonds	1,981		1,691	
Current loans and receivables from related parties	(63)	(63)	(277)	(277)
Other current loans and receivables	(14)	(14)	(49)	(49)
Current loans and receivables and securities	(77)		(326)	
Forex derivatives covering debt items	(8)		19	
Non current financial receivables from Group's consolidated entities	(430)		(75)	
Related-parties loans and borrowings	2,148	1,994	2,387	2,230
Lease liabilities from related parties	437	119	580	107
Lease liabilities	100	25	81	19
Other financial debts	86	29	85	26
Net Debt	4,237		4,442	

The reconciliation with the net financial position required by CONSOB Communication no DEM/6064293 of 28 July 2006, updated by the provisions of ESMA Guideline 32-382-1138 of 4 March 2021 as implemented by CONSOB warning notice no. 5/21 of 29 April 2021, is provided in Note 21.

Net debt increased by €mil. 205 despite the significant improvement in bank debt, mainly due to a decrease in financial receivables from related parties with the simultaneous increase in borrowings (see Note 34).

As detailed in Note 5 to the separate financial statements, to which reference should be made, "Bonds" showed a reduction as a result of the repayment of the bonded loan amounting to €mil. 556, which reached its natural expiry in January 2022. "Bank debt" equal to €mil. 1,103 decreased, compared to 2021, by €mil. 545 and included the early repayment of the Term Loan of €mil. 500 signed in 2018 and maturing in 2023; vice versa, cash and cash equivalents decreased by €mil. 835 compared to 2021.

As at 31 December 2022 Leonardo S.p.A. had cash resources available for a total of about €mil. 4,210 (entirely unused at 31 December 2022) to meet the financing needs of the Group's recurring operations, broken down as follows:

- an ESG-linked Revolving Credit Facility totalling €mil. 2,400, divided into two tranches;
- additional unconfirmed short-term lines of credit of about €mil. 810;
- a Framework Programme for the issuance of Multi-Currency Commercial Papers on the European market, for a maximum amount of €bil. 1.

Furthermore, Leonardo has unconfirmed lines of credit for guarantees for a total €mil. 9,678, €mil. 2,513 of which was available at 31 December 2022.

Below are reported the statements of reconciliation between the line items of the reclassified statements with the statutory financial statements for financial year 2022 of Leonardo Spa.

Report on Operation at 31 December 2022

(€ millions)	Scheme	PPA amortization	Restructuration and non recurring costs	Onereous contracts (losses at completion)	Reclassified scheme
Revenues	9,556				9,556
Purchase and personnel expenses	(8,674)		110	59	(8,505)
Other net operating income/(expenses)	(25)		1	(59)	(83)
Amortisation, depreciation and write-offs	(503)	2	58		(443)
EBITA					525
Non-recurring income/(charges)			(61)		(61)
Restructuring costs			(108)		(108)
Amortisation of intangible assets acquired as part of business combinations		(2)			(2)
EBIT					354
Net financial income (expense)	1,416				1,416
Income taxes	(69)				(69)
Net result	1,701				1,701

(€ millions)	Scheme	Financial receivables and cash	Financial payables	Hedging derivatives on debt items	Reclassified scheme
Non-current assets	15,417	(75)			15,342
Non-current liabilities	(5,170)		3,425		(1,745)
Capital assets					13,597
Current assets	11,339	(1,366)		19	9,992
Current liabilities	(13,927)		2,439		(11,488)
Net working capital					(1,496)
Total equity	7,659				7,659
Net Debt		(1,441)	5,864	19	4,442

Report on Operation at 31 December 2022

(€ millions)	Scheme	Dividends received	Cash out from Law no. 808/85 payables	Strategic investments	Reclassified scheme
Cash flows generated/(used) from operating activities	821				821
Dividends received		131			131
Investments in property, plant and equipment and intangible assets	471				
Sales of property, plant and equipment and intangible assets	(3)				
Cash flows from ordinary investing activities	(468)				(468)
Free Operating Cash Flow (FOCF)					484
Strategic transactions				(616)	(616)
Other investing activities	(344)	(131)		616	141
Cash flows generated (used) from investing activities	(812)				
Bond buy repayments	(556)				
Net change in other loans and borrowings	(210)				
Net change in loans and borrowings	(766)				(766)
Dividends paid	(79)				(79)
Cash flows generated (used) from financing activities	(836)				(836)
Net increase (decrease) in cash and cash equivalents	(836)				(836)
Exchange rate differences and other changes	1				1
Cash and cash equivalents at 1 January	1,875				1,875
Cash and cash equivalents at 31 December	1,040				1,040

THE PARENT COMPANY'S OFFICES

The Parent Company's offices are:

- Registered Office: Rome, Piazza Monte Grappa, 4
- Secondary office: Genoa, Corso Perrone, 118

RECONCILIATION OF NET PROFIT AND SHAREHOLDERS' EQUITY OF THE GROUP PARENT
WITH THE CONSOLIDATED FIGURES AT 31 DECEMBER 2022

<i>(€ millions)</i>	2022	
	Equity	of which: Net profit (loss) for the year
Group Parent equity and net profit (loss)	7,659	1,701
Excess of shareholders' equities in the annual financial statements compared with the carrying amounts of the equity investments in consolidated companies	(3,995)	1,840
Consolidation adjustments for:		
- <i>difference between purchase price and corresponding book equity</i>	3,630	-
- <i>elimination of intercompany profits</i>	68	(1,954)
- <i>dividends from consolidated companies</i>	-	(660)
- <i>Translation differences</i>	(179)	-
Group equity and net profit (loss)	7,183	927
Non-controlling interests	516	5
Total consolidated equity and net profit (loss)	7,699	932

PROPOSAL TO THE SHAREHOLDERS' MEETING

Dear Shareholders,

The 2022 financial statements, which we submit for your approval, close with a net profit of €1,700,507,630.03 . In light of the foregoing, we submit the following proposed resolution for your approval:

“The Ordinary Shareholders’ Meeting of LEONARDO - Società per azioni:

- considering the Report of the Board of Directors;
- considering the Report of the Board of Statutory Auditors;
- having examined the financial statements at 31 December 2022;
- having acknowledged the report of EY S.p.A.

resolves

- to approve the Directors’ Report on operations and the financial statements at 31 December 2022;
- to approve the proposal posed by the Board of Directors of allocating the profit of €1,700,507,630.03 for the 2022 financial year as follows:
- as to €85,025,381.50, equal to 5% of the profit, to legal reserve;
- as to €0.14, on account of dividend, by paying it, including any withholding prescribed by law, as from 24 May 2023, with "detachment date" of coupon no. 13 falling on 22 May 2023 and "record date" (i.e. date on which the dividend is payable, pursuant to Art.83-terdecies of Legislative Decree no. 58 of 24 February 1998 and Art. 2.6.6, paragraph 2, of the Regulations for the Markets organised and managed by Borsa Italiana S.p.A.) falling on 23 May 2023; the above provisions refer to each ordinary share that will be outstanding at the detachment date of the coupon, excluding treasury shares in portfolio at that date, without prejudice to the regime of those that will be actually awarded, under the current incentive plans, during the current financial year.
- with regard to the remaining amount, to retained earnings.”

For the Board of Directors

The Chairman

CONSOLIDATED FINANCIAL STATEMENTS AT 31 DECEMBER 2022

CONSOLIDATED ACCOUNTING STATEMENTS

Consolidated separate income statements

(€ millions)	Note	2021	<i>of which with related parties</i>	2022	<i>of which with related parties</i>
Revenues	27	14,135	1,818	14,713	2,187
Other operating income	28	573	5	775	4
Purchase and personnel expenses	29	(12,770)	(1,134)	(13,154)	(1,478)
Amortisation, depreciation and financial assets value adjustments	30	(525)		(627)	
Other operating expenses	28	(626)	-	(878)	-
Income before tax and financial expenses		787		829	
Financial income	31	137	1	392	1
Financial expenses	31	(309)	(4)	(380)	(9)
Share of profits/(losses) of equity-accounted investees	12	138		142	
Operating profit (loss) before income taxes and discontinued operations		753		983	
Income taxes	32	(166)		(51)	
Profit (loss) from discontinued operations	33	-		-	
Net profit/(loss) for the period attributable to:		587		932	
- owners of the parent		586		927	
- non-controlling interests		1		5	
Earnings/(losses) per share	34	1.019		1.611	
- basic and diluted from continuing operations		1.019		1.611	
- basic and diluted from discontinued operations		n.a		n.a	

Consolidated statement of comprehensive income

(€ millions)	Note	2021	2022
Profit (loss) for the period		587	932
Other comprehensive income (expenses):			
<u>Comprehensive income/expense which will not be subsequently reclassified within the profit (loss) for the period:</u>			
- Measurement of defined-benefit plans:	20	305	(324)
- <i>revaluation</i>		293	(304)
- <i>exchange rate gains (losses)</i>		12	(20)
- Tax effect	20	(91)	88
		214	(236)
<u>Comprehensive income/expense which will or might be subsequently reclassified within the profit (loss) for the period:</u>			
- Changes in cash flow hedges:	20	(61)	(24)
- <i>change generated in the period</i>		(90)	(44)
- <i>transferred to the profit (loss) for the period</i>		28	20
- <i>exchange rate gains (losses)</i>		1	
- Translation differences	20	327	12
- <i>change generated in the period</i>		327	12
- <i>transferred to the profit (loss) for the period</i>		-	-
- Tax effect and other movements	20	14	6
		280	(6)
<u>Current portion of "Other comprehensive income (expenses)", equity-accounted investees</u>		73	130
Total other comprehensive income (expense), net of tax:		567	(112)
Total comprehensive income (expense), attributable to:		1,154	820
- <i>Owners of the parent</i>		1,153	815
- <i>Non-controlling interests</i>		1	5
Total comprehensive income (expense), attributable to Owners of the parent		1,153	815
- <i>from continuing operations</i>		1,153	815
- <i>from discontinued operations</i>		-	-

Consolidated statement of financial position

(€ millions)	<i>Note</i>	31 December 2021	<i>of which with related parties</i>	31 December 2022	<i>of which with related parties</i>
Intangible assets	9	7,079		7,410	
Property, plant and equipment	10	2,122		2,368	
Investment property		46		49	
Right of use	11	530		536	
Investments accounted for under equity method	12	1,319		2,099	
Receivables	13	619	13	276	13
Deferred tax assets	32	1,035		1,133	
Other non-current assets	13	60	-	72	-
Non-current assets		12,810		13,943	
Inventories	15	5,486		5,338	
Contract assets	16	3,748		3,652	
Trade receivables	17	3,203	640	3,338	720
Income tax receivables		86		60	
Loans and receivables	17	61	45	105	56
Other assets	18	489	6	598	3
Cash and cash equivalents	19	2,479		1,511	
Current assets		15,552		14,602	
Non-current assets held for sale	33	17		37	
Total assets		28,379		28,582	
Share capital	20	2,499		2,499	
Other reserves		3,929		4,684	
Equity attributable to the owners of the parent		6,428		7,183	
Equity attributable to non-controlling interests		27		516	
Total equity		6,455		7,699	
Borrowings (non-current)	21	4,112	126	3,531	120
Employee benefits	23	362		315	
Provisions for risks and charges	22	583		752	
Deferred tax liabilities	32	340		246	
Other non-current liabilities	24	931	-	861	-
Non-current liabilities		6,328		5,705	
Contract liabilities	16	7,942		8,015	
Trade payables	25	3,372	347	3,054	317
Borrowings (current)	21	1,558	760	1,082	866
Income tax payables		44		127	
Provisions for short-term risks and charges	22	1,111		1,078	
Other current liabilities	24	1,569	12	1,810	47
Current liabilities		15,596		15,166	
Liabilities associated with assets held for sale	33	-		12	
Total liabilities		21,924		20,883	
Total liabilities and equity		28,379		28,582	

Consolidated statement of cash flows

(€ millions)	<i>Note</i>	2021	<i>of which with related parties</i>	2022	<i>of which with related parties</i>
Gross cash flows from operating activities	35	1,623		1,883	
Change in trade receivables/payables, contract assets/liabilities and inventories	35	(643)	1	(239)	(89)
Change in other operating assets and liabilities and provisions for risks and charges	35	(2)	78	(265)	46
Interest paid		(183)	(3)	(169)	(8)
Income taxes received/(paid)		(53)	-	(58)	-
Cash flows generated (used) from operating activities		742		1,152	
Investments in property, plant and equipment and intangible assets		(615)		(762)	
Sales of property, plant and equipment and intangible assets		19		16	
Other investing activities		55	-	(45)	-
Cash flows generated (used) from investing activities		(541)		(791)	
BEI Loan and term loan subscription		800		-	
BEI Loan and Term Loan repayment		-		(547)	
Bond redemption		(739)		(841)	
Net change in other borrowings		(31)	73	66	84
Dividends paid		-		(80)	
Cash flows generated (used) from financing activities		30		(1,402)	
Net increase (decrease) in cash and cash equivalents		231		(1,041)	
Exchange rate differences and other changes		35		73	
Cash and cash equivalents at 1 January		2,213		2,479	
Cash and cash equivalents at 31 December		2,479		1,511	

Consolidated statement of changes in equity

(€mil.)	Share capital	Retained earnings	Cash flow hedge reserve	Revaluation reserve of defined-benefit plans	Translation reserve	Equity attributable to owners of the parent	Non-controlling interests	Total equity
1 January 2021	2,498	3,574	5	(212)	(598)	5,267	11	5,278
Profit (loss) for the period	-	586	-			586	1	587
Other comprehensive income (expenses)	-	18	(58)	267	340	567	-	567
Total comprehensive income (expenses)	-	604	(58)	267	340	1,153	1	1,154
Dividends resolved			-			-	-	-
Repurchase of treasury shares less shares sold	1					1		1
Total transactions with owners of the parent, recognised directly in equity	1	-	-	-	-	1	-	1
Other changes	-	7				7	15	22
31 December 2021	2,499	4,185	(53)	55	(258)	6,428	27	6,455
1 January 2022	2,499	4,185	(53)	55	(258)	6,428	27	6,455
Profit (loss) for the period	-	927	-			927	5	932
Other comprehensive income (expenses)	-	(13)	(22)	(93)	16	(112)	-	(112)
Total comprehensive income (expenses)	-	914	(22)	(93)	16	815	5	820
Dividends resolved		(79)				(79)	(1)	(80)
Repurchase of treasury shares less shares sold						-		-
Total transactions with owners of the parent, recognised directly in equity	-	(79)	-	-	-	(79)	(1)	(80)
Changes in ownership interests in subsidiaries that do not result in a loss of control		(68)		13	67	12	475	487
Other changes		23	1	(13)	(4)	7	10	17
31 December 2022	2,499	4,975	(74)	(38)	(179)	7,183	516	7,699

NOTES TO THE CONSOLIDATED FINANCIAL STATEMENTS AT 31 DECEMBER 2022

1. GENERAL INFORMATION

Leonardo S.p.A. (hereinafter also “the Company”) is a company limited by shares based in Rome (Italy), at Piazza Monte Grappa 4, and is listed on the Italian Stock Exchange (FTSE MIB).

The Leonardo Group (hereinafter also “the Group”) is a major Italian high technology organization operating in the Helicopters, Defence Electronics and Security, Aircraft, Aerostructures and Space sectors.

2. FORM, CONTENT AND APPLICABLE ACCOUNTING STANDARDS

In application of EU Regulation 1606/2002 of 19 July 2002 and of Legislative Decree 38 of 28 February 2005, the consolidated financial statements of the Leonardo Group were prepared in accordance with the international accounting standards (IFRS) endorsed by the European Commission, supplemented by the relevant interpretations (Standing Interpretations Committee - SIC and International Financial Reporting Interpretations Committee - IFRIC) issued by the International Accounting Standard Board (IASB) and in force at the year-end.

The general principle used in preparing these consolidated financial statements is the historical cost method, except for those items that, in accordance with IFRS, are obligatory recognised at fair value, as indicated in the valuation criteria of each item.

The consolidated financial statements are composed of the consolidated separate income statement, the consolidated statement of comprehensive income, the consolidated statement of financial position, the consolidated statement of cash flows, the consolidated statement of changes in equity and the related notes to the financial statements.

Among the options permitted by IAS 1, the Group has chosen to present its balance sheet by separating current and non-current items and its income statement by the nature of its costs. Instead, the statement of cash flows was prepared using the indirect method.

The International Financial Reporting Standards (IFRS) used for preparing these consolidated financial statements are the same that were used in the preparation of the consolidated financial statements at 31 December 2021 except for what indicated below (Note 5).

All figures are shown in millions of euros unless otherwise indicated.

Preparation of the consolidated financial statements under the going-concern assumption required management to make certain evaluations and estimates. The main areas affected by estimates or assumptions of particular importance or that have significant effects on the balances shown are described in Note 4.

The consolidated financial statements at 31 December 2022 of the Leonardo Group were approved by the Board of Directors on 9 March 2023 that authorised their distribution. Publication is scheduled for the same day.

The consolidated financial statements are subject to a statutory audit by EY SpA.

3. ACCOUNTING POLICIES

3.1 Standards and scope of consolidation

The consolidated financial statements include the statements at 31 December 2022 of companies consolidated on a line-by-line basis, which have been prepared in accordance with the IFRSs as applied within the Leonardo Group. The consolidated entities and the respective shares held either directly or indirectly by the Group are reported in the attachment “Scope of consolidation”.

Subsidiaries

The entities over which Leonardo exercises a controlling power, either by directly or indirectly holding a majority of shares with voting rights or by exercising the right to earn the variable profits deriving from its relations with those same entities, impacting on such profits and exercising its power on the company, also regardless of the nature of the shareholding, have been consolidated on a line-by-line basis. With regard to the activities of the Group in the USA, it is noted that some of them are subject to specific governance rules (such as the Special Security Agreement and the Proxy Agreement), which were agreed with the Defense Counterintelligence and Security Agency (“DCSA”) of the US Department of Defense (in charge of the protection of information related to the national security or, however, subject to special confidentiality restrictions). In particular, the Leonardo DRS group is managed through a Proxy Agreement, which provides for the appointment by Leonardo US Holding (the parent company of Leonardo DRS) – after consultation with Leonardo S.p.A. - of the US Proxy Holders subject to the approval of the DCSA. These Proxy Holders (with US nationality and residence, security clearance and independent with respect to Leonardo DRS and the Leonardo Group), besides acting as the directors of the company, together with Non-Proxy Holders directors (including the CEO) appointed by them according to the designation by Leonardo US Holding, are also entitled to vote on behalf of the latter, in the context of a trust relationship on whose basis their activity must protect, on one hand, the legitimate interest of the shareholders, and, on the other hand, the need for national security in the United States. The Proxy Holders are always in a number greater than the Non-proxy Holders and cannot be discharged by the shareholder, except in case of fraud or gross negligence or, subject to the approval of the DCSA, if their conduct infringes the principle of preservation of Leonardo DRS assets and the legitimate interests of the shareholders. Moreover, the Proxy Holders are committed to implementing specific governance procedures in order (i) to guarantee shareholders their rights and an adequate flow of information, above all with regard to the results of operations and financial data, with the consent of the DCSA and in compliance with the restrictions under the Proxy Agreement in relation to “classified” information, as well as (ii) to protect the management against any possible influence exercised by the foreign partner as to “sensitive” information. On the contrary, the decisions on M&A transactions and the transfer of intellectual property rights, as well as extraordinary debt assumption and intercompany business reorganisations are the direct competence of the shareholder.

Not consolidated on a line-by-line basis are those entities which, because of the dynamics of their operations (e.g. consortia without shares and controlling interests in equity consortia which, by charging costs to their members, do not have their own financial results and the financial statements of which do not, net of intercompany assets and liabilities, have material balances) or their current status (e.g. companies that are no longer operational, have no assets or personnel, or for which the liquidation process appears to be essentially concluded), would be immaterial to the Group’s situation in both quantitative and qualitative terms.

All controlled entities are consolidated at the date on which control was acquired by the Group. The entities are removed from the consolidated financial statements at the date on which the Group loses control.

Business combinations are recognised using the purchase method where the purchase cost is equal to the fair value, at the date of the purchase of assets acquired, of liabilities incurred or assumed, as well as the capital instruments, if any, issued by the purchaser. The cost of the transaction is allocated recognising assets, liabilities and the identifiable contingent liabilities of the acquired company, at their related fair value at the purchase date. Any positive difference between the cost of the transaction and the fair value at the date of the purchase of the assets and liabilities is allocated to goodwill. In the event the process of allocating the purchase price should result in a negative difference, this difference is recorded in the income statement.

Any capital gains or negative differences arising from business combinations between entities under common control ("transactions under common control") are not recognised through P&L but directly in equity in the separate financial statements.

Additional charges related to the acquisition are recognised in the income statement at the date when services are rendered.

In the case of purchase of controlling stakes other than 100% stakes, goodwill is recognised only to the extent of the portion attributable to the Group Parent. The value of the non-controlling interests is determined in proportion to the non-controlling equity investments in the identifiable net assets of the acquired company.

In case the business combination is carried out through more than one phase, at the moment of the taking over the equity investments previously held are re-measured at their fair value and the difference (positive or negative), if any, is recognised in the income statement.

In the case of purchase of non-controlling stakes, after control is obtained, the positive difference between the acquisition cost and the book value of the non-controlling stakes acquired is recorded as a reduction of the net equity of the Group Parent. In the event of disposal of stakes while control is retained, the difference between the cashed consideration and the book value of the stakes sold is recorded directly as an increase of the net equity, without recording in the income statement.

Amounts resulting from transactions with consolidated entities have been eliminated, particularly where related to receivables and payables outstanding at the end of the period, as well as interest and other income and expenses recorded on the income statements of these enterprises. Also eliminated are the net profits or losses posted between the consolidated entities along with their related tax adjustments.

Jointly controlled entities and other equity investments

Joint Arrangements, based on which joint control over an arrangement is assigned to two or more parties, are classified as either a Joint Operation (JO) or a Joint Venture (JV), on the basis of an analysis of the underlying contractual rights and obligations. In particular, a Joint Venture is a joint arrangement whereby the parties, whilst holding control over the main strategic and financial decisions through voting mechanisms requiring the unanimous consent on such decisions, do not hold legally significant rights to the individual assets and liabilities of the JV. In this case joint control regards the net assets of the joint ventures. This form of control is reflected in the financial statements using the equity method, as described below. A Joint Operation is a joint arrangement whereby the parties have rights to the assets, and obligations for the liabilities. In this case, individual assets and liabilities and the related costs and revenues are recognised in the financial statements of the party to the arrangement on the basis of the rights and obligations to each asset and liability, regardless of the interest held. After initial recognition, the assets, liabilities and related costs are valued in accordance with the reference accounting standards applied to each type of asset/liability.

The Group's joint arrangements are all classified as joint ventures.

Entities over which significant influence is exercised, which generally corresponds to a holding of between 20% (10% if listed) and 50% (equity investments in associates), and Joint Ventures (as qualified above) are

accounted for using the equity method. When the equity method is applied, the value of the investment is in line with shareholders' equity adjusted, when necessary, to reflect the application of IFRSs, and includes the recognition of goodwill (net of impairments) calculated at the time of purchase, and to account for the adjustments required by the standards governing the preparation of consolidated financial statements. Gains and losses realized among consolidated entities valued at equity and other Group entities consolidated on a line-by-line basis, are eliminated. In the event the Group has evidence of an impairment loss of the investment, in excess of the amount accounted for under the equity method, the Group will proceed with calculating the impairment to be recorded in the income statement which is determined as the difference between the recoverable amount and the carrying amount of the investment.

Any value losses in excess of book value are recorded in the provision for risks on equity investments, to the extent that there are legal or implicit obligations to cover such losses, which are in any case within the limits of the book equity.

The fair value of equity investments, in the event this method applies, is calculated based on the bid price of the last trading day of the month for which the IFRS report was prepared or based on financial valuation techniques for not listed instruments.

Investments available for sale, like those acquired with the sole purpose of being disposed within the subsequent twelve months, are classified separately within "Assets held for sale" applying the recognition criteria described in Note 3.23.

3.2 Segment information

In accordance with the compliance model followed, management has adopted operating segments that corresponds to the business sectors in which the Group operates: (*Helicopters, Defence Electronics and Security, Aircraft, Aerostructures, Space and Other Activities*). It should be noted that, until the 2021 financial statements, the *Aircraft and Aerostructures* segments were aggregated into the single *Aeronautics* segment, which was subsequently spun off to provide a more closely consistent representation of the underlying company strategies and business trends.

3.3 Currency translation

Identification of the functional currency

The balances of the financial statements of each Group entity are presented in the currency of the primary economy in which each enterprise operates (the functional currency). The consolidated financial statements for the Leonardo Group have been prepared in euros, as this is the functional currency of the Group Parent.

Translation of transactions denominated in a foreign currency

Items expressed in a currency other than the functional currency, whether monetary (cash and cash equivalents, receivables or payables due in pre-set or measurable amounts, etc.) or non-monetary (advances to suppliers of goods and services, goodwill, intangible assets, etc.), are initially recognised at the exchange rate prevailing at the date on which the transaction takes place. Subsequently, the monetary items are translated into the functional currency based on the exchange rate at the reporting date, and any differences resulting from this conversion are recognised in the income statement. Non-monetary items continue to be carried at the exchange rate on the date of the transaction.

Translation of financial statements expressed in a currency other than the functional currency

The rules for translating financial statements expressed in a foreign currency into the functional currency (except where the currency is that of a hyper-inflationary economy) are as follows:

- the assets and liabilities presented are translated at the end-of-period exchange rate;
- costs and revenues, charges and income presented are translated at the average exchange rate for the period in question, or at the exchange rate on the date of the transaction in the event this is significantly different from the average rate;
- the “translation reserve” includes both the exchange rate differences generated by the translation of balances at a rate different from that at the close of the period and those that are generated by the translation of opening equity balances at a rate different from that at the close of the period. The translation reserve is reversed to the income statement upon the full or partial disposal of the equity investment that results in loss of control.

Goodwill and adjustments deriving from the fair value measurement of assets and liabilities related to the acquisition of a foreign entity are treated as assets and liabilities of the foreign entity and translated at the end-of-period exchange rate.

With reference to data comparability, the current year has been marked by the following changes in the euro against the main currencies of interest for the Group:

	31 December 2021		31 December 2022		% Change	
	average	final	average	final	average	final
U.S.A. Dollar	1.1827	1.1326	1.0530	1.0666	(11.0%)	(5.8%)
Pound Sterling	0.8596	0.8403	0.8528	0.8869	(0.8%)	5.6%

3.4 Intangible assets

Intangible assets are non-monetary items without physical form, but which can be clearly identified and generate future economic benefits for the company. They are carried at purchase and/or production cost, including directly related expenses allocated to them when preparing the asset for operations and net of accumulated amortisation (with the exception of intangibles with an indefinite useful life) and any impairments of value. Amortisation begins when the asset is available for use and is recognised systematically over its remaining useful life. In the period in which the intangible asset is recognised for the first time, the amortisation rate applied takes into account the period of actual use of the asset.

Development costs and non-recurring costs are recognised in the item. For further details reference is made to Notes 4.1 and 4.2.

Industrial patent and intellectual property rights

Patents and intellectual property rights are carried at acquisition cost net of amortisation and accumulated impairment losses. Amortisation begins in the period in which the rights acquired are available for use and is calculated based on the shorter of the period of expected use and that of ownership of the rights. The useful life changes according to the business of the company and its range is between 3 and 15 years.

Concessions, licences and trademarks

This category includes: concessions, i.e. government measures that grant private parties the right to exclusive use of public assets or to manage public services under regulated conditions; licences that grant the right to use patents or other intangible assets for a determinate or determinable period of time; trademarks that

establish the origin of the products of a given company; and licences for the know-how or software owned by others. The costs, including the direct and indirect costs incurred to obtain such rights, can be capitalized after receiving title to the rights themselves and are amortised systematically over the shorter of the period of expected use and that of ownership of the rights. The useful life changes according to the business of the company and its range is between 3 and 15 years.

Intangible assets acquired as a result of business combinations

The intangible assets acquired as a result of business combinations essentially refer to the order backlog and commercial positioning, customer portfolio and software/know-how; they are valued during the purchase price allocation. The assets' useful life changes according to the business of the acquired company and ranges as follows:

	Years
<i>Customer backlog e commercial positioning</i>	7-15
<i>Backlog</i>	10-15
<i>Software/know how</i>	3

Goodwill

Goodwill recognised as an intangible asset is associated with business combinations and represents the difference between the cost incurred to acquire a company or division and the sum of the fair values assigned at the purchase date, to the individual assets and liabilities of the given company or division. As it does not have a definite useful life, goodwill is not systematically amortised but is subject to impairment tests conducted at least once a year, according to a specific procedure approved each year by the Board of Directors, unless market and operational factors identified by the Group indicate that an impairment test is also necessary in the preparation of interim financial statements. In conducting an impairment test, goodwill acquired in a business combination is allocated to the individual Cash Generating Unit (CGU) or to groups of CGUs that are expected to benefit from the synergies of the combination, in line with the minimum level at which such goodwill is monitored within the Group. Goodwill related to unconsolidated associates, joint ventures or subsidiaries is included in the value of investments.

3.5 Property, plant and equipment

Property, plant and equipment is measured at purchase or production cost net of accumulated depreciation and any impairment losses. The cost includes all direct costs incurred to prepare the assets for use, as well as any charges for dismantlement and disposal that will be incurred to return the site to its original condition.

Charges incurred for routine and/or cyclical maintenance and repairs are expensed in full in the period in which they are incurred. Costs related to the expansion, modernisation or improvement of owned or leased structural assets are only capitalized to the extent that such costs meet the requirements for being classified separately as an asset or part of an asset. Any public grants related to property, plant and equipment are recognised as a direct deduction from the asset to which they refer.

The value of an asset is adjusted by systematic depreciation calculated based on the residual useful life of the asset itself. In the period in which the asset is recognised for the first time, the depreciation rate applied takes into account the date in which the asset is ready for use. The estimated useful lives adopted by the Group for the various asset classes are as follows:

	Years
Land	Indefinite useful life
Buildings	20-33
Plant and machinery	5-10
Equipment	3-5
Other assets	5-8

The estimated useful life and the residual value are revised at least annually.

Depreciation ends when the asset is sold or reclassified as asset held for sale.

In the event the asset to be depreciated is composed of significant distinct elements with useful lives that are different from those of the other constituent parts, each individual part that makes up the asset is depreciated separately, in application of the component approach to depreciation.

This item also includes equipment intended for specific programmes (tooling), although it is depreciated, as with other non-recurring costs (Note 4.2), on the basis of units manufactured in relation to those expected to be produced.

The gains and losses from the sale of assets or groups of assets are calculated by comparing the sales price with the related net book value.

3.6 Investment properties

Properties held to earn rentals or for capital appreciation are carried under “Investment properties”; they are valued at purchase or construction cost plus any related charges, net accumulated depreciation and impairment, if any.

3.7 Impairment of intangible assets and property, plant and equipment

Assets with indefinite useful lives are not depreciated or amortised but are rather subject to impairment tests at least once a year to ascertain the recoverability of their book value. The test is carried out at each interim reporting date as well, when there are internal and/or external indicators that an asset may be impaired.

For assets that are depreciated or amortised, an assessment is made to determine whether there is any internal or external indication of a loss in value. If so, the recoverable value of the asset is estimated, with any excess being recognised in the income statement.

The recoverable value of an asset is the higher of its fair value less costs to sell and its value in use calculated on the basis of a model of discounted cash flows. The discount rate encompasses the risks peculiar to the asset which have not been considered in the expected cash flows.

Assets which do not generate independent cash flows are tested as Cash Generating Units.

If the reasons for such write-downs should cease to obtain, the asset’s book value is restored within the limits of the book value that would have resulted if no loss was recognised due to previous years’ loss of value. The write-back is also taken to the income statement. Under no circumstances, however, is the value of goodwill that has been written down restored to its previous level.

3.8 Inventories

Inventories are recorded at the lower of cost, calculated with reference to the weighted average cost, and net realisable value. They do not include financial costs and overheads. The net realisable value is the sales price in the course of normal operations net of estimated costs to finish the goods and those needed to make

the sale. Inventories include, within “Point in time contract assets”, the production progress related to contracts which do not meet the requirements for revenue recognition over time.

3.9 Revenues and contract assets/liabilities with customers

Revenue from contracts with customers is recognised when the performance obligations are satisfied through the transfer of control over the good or service to the customer which may occur either over time or at a point in time.

Contracts that meet the requirements for the recognition of revenue over time are classified under “contract assets” or under “contract liabilities” based on the relationship between the Group’s performance and the customer’s payment. In particular:

- “net contract assets” represent the entity’s right to consideration in exchange for goods and services that the entity has transferred to a customer;
- “(net) contract liabilities” represent the Group’s obligation to transfer goods or services to the customer for which the entity has received consideration (or for which the amount is due) from the customer.

If a contract provides for more than one performance obligation, representing a contract promise to transfer a specific good or service to the customer (or a series of specific goods or services that are substantially the same and are transferred according to the same methods), the classification under assets or liabilities is carried out on an overall basis and not by each single performance obligation.

Contract assets and liabilities with customers in which the transfer of control over the goods or services to customers occurs over time are recognised using the percentage-of-completion measuring method, according to which costs, revenues and margins are recognised based on the progress of production. The state of completion is determined on the basis of the ratio between costs incurred at the measurement date and the total expected costs for the programme or based on the production units delivered.

Vice versa, if the requirements for the recognition of contracts over time are not met, revenue is recognised at a point in time; in such cases, the production progress related to contracts with customers is recognised under contract assets at a point in time within “inventories”. Such case is mostly related to certain sales in the helicopter sector where the transfer of control over certain types of goods coincides with the moment of actual delivery of the same.

Contract assets (recognised under a special item or within inventories) are stated net of any provisions for write-down.

The assumptions upon which the estimates are made are periodically updated. Any impact on profit or loss is recognised in the period in which the updates are made. If a contract is an “onerous” contract, the methods for recognition are reported in note 4.4.

Contracts with payments in a currency other than the euro, the functional currency of the Group, are measured by converting the portion of payments due, calculated using the percentage-of-completion method, at the exchange rate prevailing at the close of the period in question. However, the Group’s policy for exchange-rate risk calls for all contracts in which cash inflows and outflows are significantly exposed to exchange rate fluctuations to be hedged specifically. In such cases, the recognition methods described in Note 4.3 below are applied.

3.10 Financial assets

The Group classifies its financial assets into the following categories:

- amortised cost;
- financial assets at fair value through profit or loss;
- financial assets at fair value through other comprehensive income.

The Group determines such classification based on the business model used in the management of financial assets and the contractual cash flow characteristics of the financial asset.

Financial assets are initially measured at fair value plus or minus, in the case of a financial asset or a financial liability not at fair value through profit or loss, transaction costs that are directly attributable to the acquisition or issue of the financial asset. Trade receivables are initially measured at their transaction price, since this is representative of the fair value.

At initial recognition financial assets are classified in one of the categories listed above and can be subsequently reclassified in other categories, only when the Group changes its own business model for their management.

The Group recognises as value adjustment the expected losses related to financial assets measured at amortised cost, to contract assets and to debt instruments measured at fair value through other comprehensive income. Expected losses are calculated over the credit lifetime.

The classification of assets as current or non-current reflects management expectations regarding their trading.

Financial assets at amortised cost

Such category includes financial assets held to collect contractual cash flows (Held to Collect), which are solely payments of principal and interest, calculated on the principal amount outstanding. All receivables are included in this category.

Such assets are measured at amortised cost, in compliance with the effective interest method, decreased by impairment losses. Interest income, exchange profits or losses and impairment losses are recognised in profit (loss) for the year as well as profits or loss from derecognition.

Financial assets at fair value through other comprehensive income

Such category includes financial assets that are possibly held by the Group with the twofold objective of collecting contractual cash flows on one hand, which are solely payments of principal and interest calculated on the total of the principal amount outstanding and selling them on the other (Held to Collect and Sell).

Financial assets at fair value through profit or loss

This category includes financial assets that are not classified as measured at amortised cost or at fair value through other comprehensive income. Such category includes all derivatives (Note 3.11) and financial assets held for trading.

The fair value of financial assets held for trading is calculated by drawing from the market prices at the annual (or interim) reporting date or through financial techniques and models.

3.11 Derivatives

Derivatives are still stated at fair value through profit or loss unless they are deemed effective hedge for specific risk in respect of underlying assets, liabilities or commitments undertaken by the Group.

In particular, the Group uses derivatives as part of its hedging strategies to offset the risk of changes in the fair value of financial assets or liabilities on its balance sheet or the risk associated with contractual commitments (fair-value hedges) and the risk of changes in expected cash flows in contractually defined or highly probable operations (cash-flow hedges). For details regarding the methodology for recognising hedges of the exchange rate risk on long-term contracts, see Note 4.3.

The effectiveness of hedges is documented and assessed both at the start of the operation and periodically thereafter (at least every time an annual or interim report is published) and measured by comparing changes in the fair value of the hedging instrument against changes in the hedged item (“dollar offset ratio”). For more complex instruments, the measurement involves statistical analysis based on the variation of the risk.

Fair value hedge

Changes in the fair value of derivatives that have been designated and qualify as fair-value hedges are recognised in profit or loss, in the same manner as the treatment of changes in the fair value of the hedged assets or liabilities covered with the hedge.

Cash flow hedge

Changes in the fair value of derivatives that have been designated and qualify as cash-flow hedges are recognised – with reference to the “effective” component of the hedge only – in the statement of comprehensive income through a specific equity reserve (“Cash-flow hedge reserve”), which is subsequently recognised in the income statement when the underlying transaction affects profit or loss. If the occurrence of the underlying operation ceases to be highly probable, the relevant portion of the cash-flow hedge reserve is immediately recognised in the income statement. If the derivative is sold, expires or ceases to function as an effective hedge against the risk for which it was originated, the relevant portion of the “cash-flow hedge reserve” is kept recognised until the underlying contract shows its effect. The recognition of the cash-flow hedge is discontinued prospectively.

The cash flow hedge reserve also includes the recognition of fair value changes in the forward component of forward contracts, taken to the separate income statement at the time when the underlying affects profit or loss.

Determining fair value

The fair value of instruments quoted on public markets is determined with reference to the bid price for the instrument in question at the reference date. The fair value of unquoted instruments is determined with financial valuation techniques. Specifically, the fair value of interest-rate swaps is measured by discounting the expected cash flows, while the fair value of foreign exchange forwards is determined on the basis of the market exchange rate at the reference date and the expected rate differentials among the currencies involved.

Financial assets and liabilities valued at fair value are classified in the three hierarchical levels described below, on the basis of the materiality of inputs used in the fair value measurement. In particular:

- Level 1: financial assets and liabilities whose fair value is determined on the basis of the unadjusted quoted prices in an active market for identical assets and liabilities that Leonardo can access at the measurement date;
- Level 2: financial assets and liabilities whose fair value is determined on the basis of inputs other than the quoted prices as in Level 1, that are directly or indirectly observable;

- Level 3: financial assets and liabilities whose fair value is determined on the basis of unobservable inputs.

3.12 Cash and cash equivalents

The item includes cash, deposits with banks or other institutions providing current account services, post office accounts and other cash equivalents, as well as investments maturing in less than three months from the date of acquisition. Cash and cash equivalents are recognised at their fair value, which normally coincides with their nominal value.

3.13 Equity

Share capital

Share capital consists of the capital subscribed and paid up by the Group Parent. Costs directly associated with the issue of shares are recognised as a decrease in share capital when they are directly attributable to capital operations, net of the deferred tax effect.

Treasury shares

Treasury shares are recognised as a decrease in Group shareholders' equity. Gains or losses realised in the acquisition, sale, issue or cancellation of treasury shares are recognised directly in shareholders' equity.

3.14 Financial liabilities

Financial liabilities are initially recognised at fair value and subsequently classified as "measured at amortised cost" or at "fair value through profit or loss". Financial liabilities are classified at fair value through profit or loss when these are held for trading, represent a derivative or are so designated at the time of initial recognition. Other financial liabilities are measured at amortised cost, using the effective interest method. All payables are included in this category.

Financial liabilities are classified as current liabilities unless the Group has the contractual right to settle its debts at least 12 months after the date of the annual or interim financial statements.

3.15 Taxation

The Group's tax burden is made up of current and deferred taxes. If these taxes are related to income and expense recognised in equity in the statement of comprehensive income, a balancing entry is recorded under the same item.

Current taxes are calculated in accordance with the existing fiscal legislation applicable to those countries in which the Group operates and in force at the balance-sheet date. Any risks connected with a different interpretation of the positive and negative components of income, together with ongoing disputes with the tax authorities are regularly assessed, in order to adjust the provisions made.

Deferred tax assets and liabilities are calculated based on temporary differences arising between the carrying amounts of assets and liabilities and their value for tax purposes, as well as on fiscal losses. Deferred tax assets and liabilities are calculated by applying the tax rate that is expected to be in force at the time the temporary differences will be reversed. The estimation is made based on tax laws in effect or substantially in effect at the reporting date. Deferred tax assets, including those deriving from tax losses, are recognised to the extent that, based on the company plans approved by the directors, it is probable the company will post future taxable income in respect of which such assets can be utilised.

If there are uncertain tax treatments, the Group determines whether they are likely to be accepted by the tax authorities. If acceptance is considered probable, the tax values must take account of the uncertain tax treatment, while, if acceptance is considered unlikely, the Group calculates the effect of this uncertainty using the most probable amount or expected value method.

3.16 Employee benefit obligations

Post-employment benefit plans

Group companies use several types of pension and supplementary benefit plans, which can be classified as follows:

- Defined-contribution plans in which the company pays fixed amounts to a distinct entity (e.g., a fund) but has no legal or constructive obligation to make further payments if the fund does not have sufficient assets to pay the benefits accrued by employees during their period of employment with the company. The company recognises the contributions to the plan only when employees rendered their services to the company specifically in exchange for these contributions;
- Defined-benefit plans in which the company undertakes to provide agreed benefits for current and former employees and incur the actuarial and investment risks associated with the plan. The cost of the plan is therefore not determined by the amount of the contributions payable in the financial period but, rather, is redetermined with reference to demographic and statistical assumptions and wage trends. The methodology used is the projected unit credit method. Accordingly, the Group recognises a liability for the same amount arising from the actuarial estimation, and recognises actuarial gains and losses immediately and in full in the period in which they occur in the statement of comprehensive income through a special equity reserve (in the “Remeasurement reserve”). To determine the amount to be entered in the balance sheet, the fair value of the plan assets is deducted from the current value of the obligation for the defined-benefit plans. This fair value is calculated using the interest rate adopted for discounting back the obligation.

Other long-term benefits and post-employment benefits

Group companies grant employees with other benefits (such as seniority bonuses after a given period of service with the company) that, in some cases, continue to be provided after retirement (for example, medical care). These receive the same accounting treatment as defined-benefit plans, using the projected unit credit method. However, for “Other long-term benefits” net actuarial gains and losses are both recognised to profit or loss immediately and in full as they occur.

Benefits payable for the termination of employment and incentive plans

Termination benefits are recognised as liabilities and expenses when the enterprise is demonstrably committed to terminating the employment of an employee or group of employees before the normal retirement date or to providing termination benefits as a result of an offer made in order to encourage voluntary redundancy. The benefits payable to employees for the termination of employment do not bring any future economic benefit to the enterprise and are therefore recognised immediately as expenses.

Equity compensation benefits

In case the Group uses stock-option and stock-grant plans to compensate the senior management, the theoretical benefit attributable to the recipients is charged to the income statement in the financial periods for which the plan is operative with a contra-item in an equity reserve. The benefit is quantified by measuring at the assignment date the fair value of the assigned instrument, using financial valuation techniques that

take account of market conditions and, at the date of each annual report, an updated estimate of the number of instruments expected to be distributed. Vice versa, the fair value initially calculated is not updated in the subsequent recognitions.

3.17 Provisions for risks and charges

Provisions for risks and charges are recognised when, at the reporting date, the entity has a present obligation (legal or constructive) to other parties as a result of a past event, and it is probable that, in order to settle the obligation, whose amount can be reliably estimated, an outflow of resources will be required.

The amount reflects the best current estimate of the cost of fulfilling the obligation. The interest rate used to determine the present value of the liability reflects current market rates and includes the additional effects relating to the specific risk associated with each liability. Changes in the estimates are recognised in the income statement of the year in which the change occurs. With regard to some disputes, the information required by IAS 37 "Provisions, contingent liabilities and contingent assets" is not reported, in order to not jeopardize the Group position in the context of such disputes or negotiations.

Risks for which the emergence of a liability is merely a possibility are reported in the section in the notes on commitments and risks and no provision is recognised.

The item includes provisions for onerous contracts. For further details reference is made to Note 4.4.

3.18 Leasing

Group entities as lessees

The Group recognises the right-of-use assets and the lease liability for a lease agreement or an agreement that contains a lease component.

Right-of-use assets are valued at cost, net of accumulated amortisation and impairment losses (if any) (Note 3.7), as adjusted by any re-measurement of lease liabilities. The cost includes the value of lease liabilities, any initial direct costs sustained and the lease payments made on the commencement date or before the inception of the same agreement, net of incentives received (if any). Right-of-use assets are amortised on a straight-line basis from the commencement date to until the end of the lease term. If the agreement transfers the ownership of the underlying asset, the Group will amortise the right-of-use assets until the end of the useful life of the underlying asset at the end of the lease term.

Lease liabilities are measured at the present value of the lease payments due and not yet paid as at the commencement date of the agreement. The due payments include fixed payments, net of any lease incentives to be received, variable payments (linked to an index or an interest rate) and the amounts the Group expects to pay as security on the remaining value. Lease payments also include any possible exercise price of a purchase option that is reasonably certain to be exercised by the Group and the payment of penalties that the latter believes it shall incur for any possible early termination of the agreement. The Group restates the lease liabilities in the event of subsequent amendments being made to the agreement.

In calculating the present value of due payments the Group uses the incremental borrowing rate prevailing at the commencement date of the agreement when the implicit interest rate cannot be determined easily.

Group entities as lessors in a finance lease

At the date on which a lease is first recognised, the value of the leased asset is eliminated from the balance sheet and a receivable equal to the net investment in the lease is recognised. The net investment is the sum of the minimum payments plus the residual unguaranteed value discounted at the interest rate implicit in

the lease contract. Subsequently, financial income is recognised in the income statement for the duration of the contract in an amount providing a constant periodic rate of return on the lessor's net investment.

The unsecured residual value is reviewed periodically for possible impairment.

Group entities as lessors in an operating lease

Receipts in respect of contracts qualifying as operating leases are recognised in the income statement over the duration of the contract on a straight-line basis.

3.19 Government grants

Once formal authorisation for their assignment has been issued, grants are recognised on an accruals basis in direct correlation with the costs incurred. Specifically, set-up grants are taken to the income statement in direct relation to the depreciation of the relevant goods or projects, and in the balance sheet, grants are recognised as a reduction of the capitalised assets, for the amount not yet recognised to profit or loss. For the analysis of the aspects related to grants under Law 808/1985, reference should be made to Note 4.2.

3.20 Costs

Costs are recorded in compliance with the accrual principle.

3.21 Financial income and expenses

Interest is recognised on an accruals basis using the effective interest-rate method, i.e. the interest rate that results in the financial equivalence of all inflows and outflows (including any premiums, discounts, commissions, etc.) that make up a given operation.

Financial expenses attributable to the acquisition, construction or production of certain assets taking a substantial period of time to get ready for their intended use or sale (qualifying assets) are capitalised together with the related asset.

3.22 Dividends

Dividends are recognised in the income statement as soon as the right to receive payment arises, which is normally when the shareholders' meeting approves the distribution of dividends.

Dividends distributed to Leonardo shareholders are reported as a change in the shareholders' equity and are recognised as liabilities for the period in which their distribution is approved by the Shareholders' Meeting.

3.23 Discontinued operations and non-current assets held for sale

Non-current assets (or disposal groups) whose carrying amount will be recovered principally through a sale transaction rather than through continuing use, are classified as held for sale and presented separately in the statement of financial position. For this to be the case, the asset (or disposal group) must be available for immediate sale in its present condition subject only to terms that are usual and customary for sales of such assets (or disposal groups) and its sale must be highly probable within one year. If these conditions are met after the year-end, the non-current asset (or disposal group) is not classified as held for sale. However, if these conditions are met after the year-end but before the financial statements are approved for publication, appropriate information is provided in the explanatory notes thereto.

Non-current assets (or disposal groups) classified as held for sale are measured at the lower of carrying amount and fair value less costs to sell; the corresponding values of the prior year balance sheet are not reclassified.

A discontinued operation is a component of an entity that either has been disposed of, or is classified as held for sale, and:

- represents a separate major line of business or geographical area of operations;
- is part of a single coordinated plan to dispose of a separate major line of business or geographical area of operations; or
- is a subsidiary acquired exclusively with a view to resale.

The results of discontinued operations – whether they have been disposed of or classified as held for sale or under disposal – are presented separately in the income statement, less tax effects. The corresponding values of the prior year, if any, are reclassified and shown separately in the income statement, for comparative purposes, net of tax effect.

3.24 New IFRS and IFRIC interpretations

It should be noted that, as from 1 January 2022, certain amendments became applicable to *IAS 16 Property, Plant and Equipment*, *IAS 37 Provisions, Contingent Liabilities and Contingent Assets*, *IFRS 9 Financial Instruments* and *IFRS 3 Business Combinations*.

Some considerations concerned the provisions brought in by the Amendments to IAS 37, which require an analysis of the cost of fulfilling “onerous contract” and not just the incremental costs incurred to fulfil them. These amendments did not result in any impact on the Group’s consolidated financial statements.

At the reporting date, the European Commission had endorsed certain standards and interpretations that were not yet compulsory, which will be adopted by the Group in the following financial periods, if applicable. We expect no significant effects on the Group’s financial statements deriving from those amendments to standards and interpretations.

There are a number of standards or amendments to existing principles issued by the IASB or new decisions of the International Financial Reporting Interpretations Committee (IFRIC) for which the revision and approval project is still under way.

4. SIGNIFICANT ISSUES AND CRITICAL ESTIMATES BY MANGEMENT

The preparation of the Group's financial statements requires directors to make discretionary assessments, estimates and assumptions that affect revenues, costs, assets and liabilities, and the disclosure of contingent liabilities. Uncertainty about these assumptions and estimates could lead to outcomes that will require significant adjustments in the future. The aspects that required greater subjectivity by the directors in making the estimates are described below.

4.1 Research and development costs

This account includes costs related to the application of the results of research or other knowledge in a plan or a project for the production of materials, devices, systems or services that are new or significantly advanced (including higher set-up costs incurred compared to the costs of the asset once fully operating), prior to the start of commercial production or use, for which the generation of future economic benefits can be demonstrated. These costs are amortised according to the units-of-production method, over the period

in which the future earnings are expected to be realised for the project itself. The useful life changes according to the business of the company and it exceeds 5 years on average. If such costs fall within the scope of costs defined by Group standards as “non-recurring costs”, they are recognised in a specific item under intangible assets (Note 4.2).

The initial recognition and subsequent assessment of their recoverability require complex estimates by management which estimates are influenced by a number of factors, such as the timeline of the product business plans, the company’s ability to anticipate the commercial success of the new technologies and technological obsolescence.

Research costs, on the other hand, are expensed in the period in which they are incurred.

4.2 Non-recurring costs

“Non-recurring costs” under intangible assets are the costs incurred in designing, prototyping, starting-up and upgrading to the technical and functional specifications of clearly identified potential clients – including higher set-up costs compared to costs for the asset once fully operating –, if they are financed, in particular under Law 808/1985 governing State aids to support the competitiveness of entities operating in the Aeronautics and Defence segments. These costs are shown excluding the benefits collected or to be collected under Law 808/1985 for programmes qualified as functional to national security and similar. The aid under Law 808/1985 is deducted from capitalised costs, and the royalties to be given to the grantor are recognised as the requirements are met (sale of products embedding the technology for which the Law permits aids). For the programmes other than national security programmes and programmes treated as such, the funds received are recognised as “Other liabilities”, making a distinction between the current portion and the non-current portion, based on the date of repayment. In both cases, non-recurring costs are carried among intangible assets and are amortised within job orders on the units-of-production method.

The main capitalised costs are tested for impairment at least once a year until development is complete; after that, as soon as contract prospects change, when expected orders are no longer made or delayed. The impairment test is conducted on assumed sales plans.

The initial recognition and subsequent assessment of the recoverability of these costs require estimates, which are by their own nature complex and marked by a high level of uncertainty as they are influenced by a number of factors, such as the time-line of the product business plans, which in some cases is particularly long, and the company’s ability to anticipate the commercial success of the new technologies. These estimates therefore imply significant assessments by management which take into account the reasonable certainty that funds are received and the effects of time value in the case of deferment over more than one year of the granting of funds.

In the case of programmes that benefit from the provisions of Law 808/1985 and that are classified as functional to national security, the portion of non-recurring costs capitalised, pending the fulfilment of the legal requirements for the recognition of the amount receivable from the Ministry, is shown separately under “other non-current assets”. The related amount is calculated based on an estimate made by management that reflects the reasonable certainty that funds are received and the effects of time value in the case of deferment over more than one year of the granting of funds.

4.3 Hedging long-term contracts against foreign exchange risk

In order to hedge exposure to changes in flows of receipts and payments associated with long-term construction contracts denominated in currencies other than the functional currency, the Group enters into specific hedges for the expected individual cash flows in respect of the contracts. The hedges are entered

into at the moment the commercial contracts are finalised, except where the award of the contracts is felt to be highly likely as a result of existing framework contracts. Exchange-rate risk is normally hedged with plain vanilla instruments (forward contracts): in some cases, however, in order to protect the Group against any possible persistent adverse trend in some currencies, the Group might enter into more highly structured operations that, while substantively hedging the positions, do not qualify for hedge accounting under IFRS 9. In these cases, as in all cases where hedges prove to be ineffective, changes in the fair value of such instruments are taken immediately to the income statement as financial items. The effects of this recognition policy are reported in Note 31. Hedges in the former case are reported as cash-flow hedges.

4.4 Estimate of revenues and final costs of long- term contracts

The Group operates in sectors and with contractual arrangements that are especially complex. They are recognised on a percentage-of-completion basis in case the requirements for the revenue recognition over time are met. Margins recognised in the income statement are a function of both the state of progress on performance obligations included in the contracts and the margins that are expected to be recognised for the completed contract.

Any requests for additional considerations arising from contractual changes, including those arising from higher costs incurred for reasons attributable to the customer, shall be incorporated in the total amount of the considerations, if it is highly probable that this will be recognised by the customer, up to the expected value of such recognised amount.

Estimating the expected overall costs of contracts in progress is marked by a high degree of uncertainty as they can be influenced by a number of factors such as the engineering complexity of the products, the ability to precisely fulfil specific technical requests made by customers and to meet the manufacturing timeframe provided for in the contract. Failure to comply with such contractual terms and conditions may imply penalties and extra-costs of a remarkable amount to be considered in estimating total costs. In order to enhance support for management's estimates, the Group has adopted contract management and risk analysis tools designed to identify, monitor and quantify the risks associated with such contracts. The amounts posted in the financial statements represent management's best estimate at the reporting date supported by said tools.

In case the reassessment of the economic plans (whole life estimates) during the progress of a contract highlights the presence of elements that make them onerous, the amount of costs considered necessary to fulfil the obligations that is higher than the economic benefits arising from the contract is recognised in full in the financial period in which it becomes reasonably foreseeable and allocated to a "provision for onerous contracts" under provisions for current risks and charges. The reversal of such accruals is recognised as absorption under "Other operating income".

4.5 Liabilities from defined-benefit pension plans

The Group is sponsor to two UK defined-benefit pension plans and to various US and other minor European plans. It has the obligation to ensure a given level of benefits to the plan participants and carries the risk that the plan assets are not adequate to cover the benefits promised. In case these plans are in a deficit position, the trustee responsible for the management requests the Group to fund the plan.

The deficit resulting from the most updated actuarial valuations made by independent experts is recognised as a liability: these valuations stem from actuarial, demographic, statistical and financial assumptions that can vary over time.

4.6 Impairment of assets

Group assets are tested for impairment at least annually if their lives are indefinite, or more often if there are indications of impairment. Similarly, impairment tests are conducted on all the assets with definite useful life showing signs of impairment, even if the amortisation already commenced.

The recoverable amount is generally based on the value in use calculated according to the Discounted Cash-Flow method, which is characterized by a high level of complexity and the use of estimates, which are by their nature uncertain and subjective in relation with the expected cash flows and the financial parameters used to determine the discount rate.

For these valuations, the Group uses the estimated cash flows based on the plans that have been approved by corporate bodies and financial parameters that are in line with those resulting from the current performance of reference markets. The relevant plans take into account all business assessments of risks related also to technological innovations, emerging global scenarios, customer needs and expected regulatory requirements.

The business plans used in order to assess the recoverability of capitalized assets are prepared by also considering additional investments related to the search for innovative solutions in sustainable business, reduction in emissions and decarbonization. Likewise, any prospective aspects and impacts related to climate change are already considered. Leonardo's plan on these issues is explained in more detail in the "Planet" section of the Report on Operations, to which reference should be made.

Details about the methods for the calculation of the impairment tests are reported in Note 9.

4.7 Disputes

The Group's operations regard sectors and markets where many disputes, both as petitioner and plaintiff, are settled only after a considerable period of time, especially in cases where the customer is a government entity. In case management deems it probable that following the litigation an outflow of resources, whose amount can be reliably estimated, will be required, this amount that has been discounted in order to consider the timeline for the disbursement, is included in the risk provision. The estimate for the developments of these disputes is particularly complex and requires significant estimates by the management. Disputes where a liability is deemed possible but not probable are shown in the relevant informative section on commitments and risks; against such disputes no allocation is made.

5. EFFECTS OF CHANGES IN ACCOUNTING POLICIES ADOPTED

There were no significant changes in the Group's application of accounting standards during the period.

6. SIGNIFICANT NON-RECURRING EVENTS OR TRANSACTIONS

In February 2022 Russia launched an offensive - which is still ongoing - against Ukraine, generating profound changes in the global geopolitical and economic scene. The process of integration and implementation of a European Defence and Security and, at the same time, the increase in Defence spending of EU and neighbouring countries have accelerated demand for security, with consequent opportunities for companies operating in the sector. On the other hand, relations with Russia are significantly affected by the increasing number of sanctions imposed by the European Union, as well as by other countries and other International Bodies, on logistics and economy. Leonardo has a not particularly significant exposure to these two countries

and is continuing to monitor the situation to promptly identify the consequences on its present and prospective position. In view of the continuation of this scenario, which does not suggest a resolution in the short term, Leonardo has written down its net exposure to the two countries involved (mainly referable to Russia), for a total amount of €mil. 41, including tax effects.

The pandemic from Covid-19 already generated a significant reduction in production and price increases for some raw materials in the late 2020s due to prolonged lockdowns. In addition, the high recovery in demand for electronic components from other industries has further reduced their availability for the Aerospace and Defence industries, which are a niche market. The aforementioned advent of the Russia-Ukraine conflict has then engendered a sudden surge in energy costs resulting in inflation peaks not seen in decades.

With regard to the issue of availability of raw materials and rising prices, the Group implements procurement strategies that have mitigated the impacts. Specifically, the available inventory and long-term contracts already in place with suppliers have enabled the Group to feed production lines although there has been production slippage that has mainly impacted the Electronics businesses in all geographical areas in which it operates. It is believed that the actions promptly taken since the beginning of the pandemic, such as increasing long-term contracts with suppliers and increasing stockpiling, can contain the effects of the shortage of raw materials for which we are in any case witnessing a stabilisation of supply times.

On the other hand, as far as inflationary pressure is concerned, 2022 has begun to show the first significant signs of various kind of costs on the increase of prices. The labour costs recorded a significant increase in foreign countries (United Kingdom, United States and Poland) since the respective employment contracts were renegotiated by taking account of growth in inflation. In Italy, the increase was instead contained thanks to the current contract that postpones by one year the application of the variable factor linked to inflation (HICP). With regard to energy costs, the Group was not affected by the surge in prices thanks to the purchasing policy anticipated in previous years for both Gas and Electricity. Finally, even for the purchase of goods and services for production, the Group was able to contain the consequences of inflation in 2022 thanks to the existing inventory, the contracts signed and the specific actions it had taken. The price increases recorded are limited to some specific components in the electronics sector.

With regard to 2023, on the other hand, price increases are expected on all cost variables with gradual stabilisation as early as from 2024 as forecast by leading institutes and economists.

In order to cope with these expected inflationary pressures, the Group has long launched specific mitigation actions in order to ensure adequate profitability of the business. The actions essentially concern the adjustment to selling prices, the extension of the use of special 'indexation' clauses in new contracts, careful monitoring of energy price trends with an increase in own production and reduced consumption, and the review of contracts and the supplier base. The above-mentioned variables, excluding the mitigation actions put in place, have been included in the latest updates to the product business plans and in the Company's revised economic and financial plans.

In June 2022 the governmental Norwegian Defence Materiel Agency (NDMA) formalised a request for termination by default under the contract - regulated by Norwegian law - for the supply of fourteen NH90 helicopters, which had been entered into in 2001 with NH Industries (NHI), a French company controlled by Leonardo, Airbus Helicopters and Fokker Aerostructure, due to alleged delays and non-compliant products. The contract has been subject to extensions and amendments over the years and was expected to be completed by the end of 2023. NDMA's request is to return the 13 helicopters that it has already received and accepted and ask for reimbursement of the sums it has disbursed, including interest. NHI considers this request for termination by default to be legally unfounded and reasonably disputable in the appropriate venue due to a lack of factual and legal basis and misinterpretation of the contract and Norwegian law, as well as due to a breach of confidentiality obligations. By giving effect to the above request for termination

between September and December 2022 NDMA enforced the remaining bank guarantees issued by Leonardo on behalf of NHI for a total amount of €mil. 69.7 (including interest of €mil. 19.3). It should be noted that Leonardo's share of enforcement is proportional to the stake it holds in the project - approximately 41% - and, therefore, equal to €mil. 28.7 (including interest of €mil. 8). The actions put in place in order to reach a settlement of the matter are still ongoing.

With regard to the most significant industrial transactions that were completed during the reporting period, 3 January 2022 saw the completion of the acquisition of a 25.1% stake in Hensoldt AG, a company that is the leading German player in the field of sensors for defence and security applications, with an ever-expanding portfolio in sensor, data management and robotics, at a price of €mil. 606 (excluding transaction costs). The effects of this transaction are more fully explained in Note 12 "Equity investments and share of profits (losses) of equity-accounted investees". In July and August 2022, Leonardo DRS finalized the sales of the Global Enterprise Solutions (GES) business to SES S.A. - for an amount equal to 450 million dollars (before tax) - and of the JV Advanced Acoustic Concepts (AAC) to TDSI, a subsidiary of Thales.

Finally, on 29 November 2022, Leonardo completed the merger between its U.S. subsidiary Leonardo DRS, Inc. and the Israeli company RADA Electronic Industries Ltd. listed on NASDAQ and the Tel Aviv Stock Exchange. Through this transaction, RADA lost its status as a listed company and became a wholly-owned subsidiary of DRS, which in turn was listed on the stock exchange under the symbol "DRS" as from the opening of trading on NASDAQ on 29 November 2022 and on TASE on 30 November 2022. This transaction can be described as a business combination, for more details of which please refer to Note 14 of "Business Combinations."

During 2022, work also commenced on the process of concentrating the assets held by Leonardo in the U.S. into a single legal entity. The project, which will be completed during 2023, provides for Leonardo US Holding to control two companies – Leonardo DRS and Leonardo US Corporation -, which will directly or indirectly hold all the U.S. companies, except for Leonardo US Electronics that, for the time being, will remain directly invested in by Leonardo UK. In this context, the following transactions will be completed during 2022:

- Leonardo US Corporation was established;
 - Leonardo S.p.A. sold 50% of its stake in Leonardo US Holding to Leonardo International;
- Leonardo US Holding contributed its stake in Leonardo US Aircraft to Leonardo US Corporation;
 - Leonardo S.p.A. contributed to Leonardo US Holding its stake in AgustaWestland Philadelphia Corporation, which was subsequently transferred from Leonardo US Holding to Leonardo US Corporation.

These transactions had no effect on the Leonardo Group's consolidated financial statements.

Finally, it should be noted that in December 2022 – in implementing a protocol of intent signed with the national trade unions on early retirements under Article 4 of Law 92/2012 (Fornero Act) - an agreement was executed, which involved up to a maximum of no. 400 employees in the Corporate and Staff functions of Leonardo S.p.A., Leonardo Global Solutions and Leonardo Logistics for whom the requirements will be met for retirement by 30 November 2028, with exits planned in the two-year period from 2023 to 2024, together with the definition of the terms and conditions for joining the scheme. A similar agreement was signed with the union representatives of the executive staff, up to a maximum of 45 managers. In February 2023, the collection of expressions of interest was completed. By the end of April 2023, the Italian Social Security Institute [INPS] will verify whether requirements are met for the staff members who expressed their interest to benefit from early retirement benefits. The charges resulting from this manoeuvre have been preliminarily estimated at €mil. 100.

With regard to the comparative period, taking account of the effects of the pandemic on the civil sector and considering the changed prospects for the commercial aviation market, Leonardo had embarked on the actions aimed at mitigating the impact on the industrial performance of the Aerostructures Division. In this context, on 21 July 2021 trade union agreements were signed to make the instruments identified for the early retirement of employees operational for a number of up to a maximum of 500 employees who would meet the criteria for early retirement in the three-year period from 2021 to 2023.

Finally, in November 2021 the Indian Ministry had lifted the ban on the Leonardo Group entering the Indian market, which is why it had been no longer considered convenient or consistent to bring an action against the Indian Government which would, however, have taken a very long time and had uncertain chances of success.

7. SIGNIFICANT POST BALANCE SHEET EVENTS

No significant events occurred after the end of the year.

8. SEGMENT INFORMATION

The Divisions and companies through which the Group operates are aggregated, for the purposes of internal and external reporting, into the five business sectors of reference: *Helicopters*, *Defence Electronics and Security*, *Aircraft*, *Aerostructures* and *Space*. The segment of *Other activities* includes the Corporate and remaining activities. It should be noted that, until the 2021 financial statements, the Aircraft and Aerostructures segments were aggregated into the single Aeronautics segment, which was subsequently spun off to provide a more closely consistent representation of the underlying company strategies and business trends. The 2021 figures have been restated accordingly in the comparative disclosures.

The Group assesses the performance of its operating segments and the allocation of its financial resources on the basis of revenue and EBITA (please also see the paragraph on “NON-GAAP Performance Indicators” included in the Report on Operations). For the purpose of a correct interpretation of the information provided we note that the results of the strategic Joint Ventures and associates have been included within the EBITA of the sectors to which these JVs belong; conversely, these sectors do not reflect the relevant share of revenue.

The results for the operating sectors at 31 December 2022, as compared to 2021, are as follows:

31 December 2021	Defence						Eliminations	Total
	Helicopters	Electronics & Security	Aircrafts	Aerostructures	Space	Other Activities		
Revenues	4,157	6,944	3,268	442	-	377	(1,053)	14,135
Inter-segment revenues (*)	(8)	(636)	(22)	(70)	-	(317)	1,053	-
Third party revenues	4,149	6,308	3,246	372	-	60	-	14,135
EBITA	406	703	410	(203)	62	(255)	-	1,123
Investments (***)	234	261	38	48	-	95	-	676
Non-current assets (**)	3,694	3,740	641	283	-	889	-	9,247

31 December 2022	Defence						Eliminations	Total
	Helicopters	Electronics & Security	Aircrafts	Aerostructures	Space	Other Activities		
Revenues	4,547	7,212	3,085	475	-	579	(1,185)	14,713
Inter-segment revenues (*)	(14)	(681)	(29)	(68)	-	(393)	1,185	-
Third party revenues	4,533	6,531	3,056	407	-	186	-	14,713
EBITA	415	805	415	(183)	31	(265)	-	1,218
Investments (***)	253	280	97	50	-	121	-	801
Non-current assets (**)	3,832	4,092	699	284	-	920	-	9,827

(*) Inter-segment revenue includes revenue among Group consolidated undertakings belonging to various business sectors.

(**) The portion of non-current assets relates to intangible assets and property, plant and equipment as well as to investment property.

(***) Investments relate to intangible assets and property, plant and equipment as well as to investment property (net of grants ascertained on these items).

The reconciliation of EBITA, EBIT and earnings before income taxes and financial expense for the periods concerned is shown below:

2021	Defence						Total
	Helicopters	Electronics & Security	Aircrafts	Aerostructures	Space	Other Activities	
EBITA	406	703	410	(203)	62	(255)	1,123
Amortisation of intangible assets acquired as part of business combinations	(5)	(17)	-	-	-	-	(22)
Restructuring costs	-	(16)	-	(57)	-	(16)	(89)
Non-recurring income/expense	(49)	(23)	(7)	(19)	-	(3)	(101)
EBIT	352	647	403	(279)	62	(274)	911
Equity-accounted strategic investments	-	(86)	24	-	(62)	-	(124)
Income before tax and financial expenses	352	561	427	(279)	-	(274)	787

2022	Defence						Total
	Helicopters	Electronics & Security	Aircrafts	Aerostructures	Space	Other Activities	
EBITA	415	805	415	(183)	31	(265)	1,218
Amortisation of intangible assets acquired as part of business combinations	(5)	(19)	-	-	-	-	(24)
Restructuring costs	(8)	(46)	(6)	(2)	-	(57)	(119)
Non-recurring income/expense	(28)	(64)	(2)	(1)	-	(19)	(114)
EBIT	374	676	407	(186)	31	(341)	961
Equity-accounted strategic investments	-	(107)	6	-	(31)	-	(132)
Income before tax and financial expenses	374	569	413	(186)	-	(341)	829

Below is the breakdown of revenue by geographical area (based on the customer's home country) and relevant sector:

31 December 2021	Defence					Eliminations	Total
	Helicopters	Electronics & Security	Aircrafts	Aerostructures	Other Activities		
Italy	824	1,734	252	76	372	(858)	2,400
United Kingdom	511	1,008	-	-	-	(194)	1,325
Rest of Europe	1,172	989	797	100	4	(2)	3,060
United states of America	335	2,653	396	210	1	(6)	3,589
Rest of the world	1,315	560	1,823	56	-	7	3,761
Revenues	4,157	6,944	3,268	442	377	(1,053)	14,135
Inter-segment revenues (*)	(8)	(636)	(22)	(70)	(317)	1,053	-
Third party revenues	4,149	6,308	3,246	372	60	-	14,135

31 December 2022	Defence					Eliminations	Total
	Helicopters	Electronics & Security	Aircrafts	Aerostructures	Other Activities		
Italy	707	1,567	338	71	417	(1,039)	2,061
United Kingdom	518	1,237	-	3	51	(130)	1,679
Rest of Europe	1,012	1,073	856	129	110	(4)	3,176
United states of America	396	2,740	615	209	1	(9)	3,952
Rest of the world	1,914	595	1,276	63	-	(3)	3,845
Revenues	4,547	7,212	3,085	475	579	(1,185)	14,713
Inter-segment revenues (*)	(14)	(681)	(29)	(68)	(393)	1,185	-
Third party revenues	4,533	6,531	3,056	407	186	-	14,713

(*) Inter-segment revenue includes revenue among Group consolidated undertakings belonging to various business sectors.

Below is the breakdown of fixed assets (intangible assets, property, plant and equipment and investment property) according to the geographical area in which the Group companies are based:

	31 December 2021	31 December 2022
Italy	5,066	5,337
United Kingdom	1,789	1,672
Rest of Europe	467	556
United states of America	1,906	2,253
Rest of the world	19	9
	9,247	9,827

9. INTANGIBLE ASSETS

	Goodwill	Development costs	Non-recurring costs	Concessions, licences and trademarks	Acquired through business combinations	Other intangible assets	Total
1 January 2021							
Cost	6,085	1,556	2,355	650	1,275	518	12,439
Depreciation	-	(707)	(479)	(439)	(1,009)	(372)	(3,006)
Impairment losses	(2,457)	(136)	(166)	-	-	(27)	(2,786)
Carrying amount	3,628	713	1,710	211	266	119	6,647
Investments (net of grants)	-	160	118	13	-	63	354
Sales	-	(2)	-	-	-	(1)	(3)
Amortisation	-	(33)	(45)	(19)	(22)	(31)	(150)
Impairment losses	-	(11)	(30)	-	-	1	(40)
Increase for business combinations	13	-	-	-	-	5	18
Other changes	195	22	7	23	16	(10)	253
31 December 2021	3,836	849	1,760	228	260	146	7,079
broken down as follows:							
Cost	6,478	1,742	2,481	687	1,363	583	13,334
Depreciation	-	(749)	(524)	(459)	(1,103)	(411)	(3,246)
Impairment losses	(2,642)	(144)	(197)	-	-	(26)	(3,009)
Carrying amount	3,836	849	1,760	228	260	146	7,079
Investments (net of grants)	-	133	98	10	-	72	313
Sales	-	(1)	-	-	-	-	(1)
Amortisation	-	(39)	(64)	(23)	(24)	(37)	(187)
Impairment losses	-	(1)	(21)	-	-	(1)	(23)
Increase for business combinations	269	-	-	-	124	-	393
Scope deconsolidation variance	(201)	-	-	-	-	-	(201)
Other changes	21	2	1	28	(5)	(10)	37
31 December 2022	3,925	943	1,774	243	355	170	7,410
broken down as follows:							
Cost	6,742	1,862	2,580	709	1,524	628	14,045
Depreciation	-	(784)	(588)	(466)	(1,169)	(432)	(3,439)
Impairment losses	(2,817)	(135)	(218)	-	-	(26)	(3,196)
Carrying amount	3,925	943	1,774	243	355	170	7,410
31 December 2021							
Gross value			4,794				
Grants			3,034				
31 December 2022							
Gross value			4,814				
Grants			3,040				

The investments for the period are stated net of related grants. Commitments were in place for the purchase of intangible assets for €mil. 19 at 31 December 2022 (€mil. 33 at 31 December 2021). The impairment of non-recurring costs mainly refers to write-downs linked to programmes in the Aircraft sector.

As set out in Note 4.1 of the consolidated financial statements, to which reference is made, development costs and non-recurring charges are tested for impairment, if the conditions obtain, using the discounted cash flow method. The cash flows used are those under the product business plan, as discounted on the basis of a weighted-average cost of capital (WACC) basis calculated using the Capital Asset Pricing Model method.

Goodwill

Goodwill is allocated to the Cash Generating Units (CGUs) or to groups of CGUs concerned, which are determined on the basis of the Group's organisational, management and control structure, which coincides, as is known, with the Group's five business segments. Compared to 31 December 2021, the CGUs on which the goodwill is allocated have been affected by the spin-off of the Aeronautics segment into the Aircraft and Aerostructures segments, which was carried out to provide a more closely consistent representation of the underlying company strategies and business trends. Goodwill previously allocated to Aeronautics has been allocated in full to the Aircraft Cash Generating Unit on the basis of the relative fair value.

Below is the breakdown of goodwill by CGU at 31 December 2022 and 2021:

	31 December 2021	31 December 2022
Helicopters	1,266	1,241
Defence Electronics & Security	2,510	2,626
<i>DRS</i>	1,490	1,647
<i>Leonardo Divisions</i>	1,020	979
Aircrafts	60	60
	3,836	3,927

The net increase compared to 31 December 2021 was mainly due to the transactions carried out by subsidiary Leonardo DRS and the foreign currency translation differences on goodwill denominated in USD and GBP.

With regard to Leonardo DRS, the merger of RADA – for more details reference should be made to Note 14 on “business combinations” – resulted in the recognition of goodwill preliminarily set at USDmil. 283 (€mil. 269); on the other hand, a portion of the goodwill previously allocated to the CGU, determined by using the relative fair value method and amounting to USDmil. 211 (€mil. 201), was attributed to the GES business, which was disposed of during 2022. With regard to translation differences, the negative effect of GBP-denominated assets was more than offset by the positive effect achieved on USD-denominated assets.

Goodwill is subject to impairment testing to determine any loss in value. This is done by individual CGU by comparing the carrying amount with the greater of the value in use of the CGU and amount recoverable by sale (fair value). The Group has established an operational hierarchy between calculating the fair value net of transaction costs and value in use, where the value in use is estimated first, and then only after, if it is lower than the carrying value, is the fair value net of transaction costs determined. In particular, the value in use is measured by the unlevered discounting of the cash flows resulting from the Group's five-year business plans prepared by the management of the CGUs and incorporated into the plan approved by Leonardo's Board of Directors, projected beyond the explicit time horizon covered by the plan according to the perpetuity growth method (terminal value), using growth rates (“g-rate”) no greater than those forecast for the markets in which the given CGU operates. The cash flows used were those provided for in the plans adjusted to exclude the effects of future business restructurings, if any, not yet approved, or future investments for improving future performance. Specifically, these cash flows are those generated before financial expense and taxes – determined on a notional basis, and include investments in capital assets and monetary changes in working capital, while excluding cash flows from financial management, extraordinary events or the payment of dividends. The underlying macro-economic assumptions were made on the basis of external information sources, where available, while the profitability and growth estimates used in the

plans were calculated by management based on past experience and future developments in the Group's markets.

These cash flows are discounted on a weighted-average cost of capital (WACC) basis calculated using the Capital Asset Pricing Model method. The following factors were taken into account in calculating WACCs, which were also determined by using the data referable to the main competitors operating in each sector:

- the risk-free rate was determined using the 10- and 20-year gross yield of government bonds of the geographic market of the CGU;
- the market premium, determined using computations of external providers;
- the sector beta;
- the cost of debt;
- the debt/equity ratio.

The growth rates used to project the CGU's cash flows beyond the explicit term of the plan were estimated by making reference to the growth assumptions of the individual sectors in which said CGUs operate. These assumptions are based on the internal processing of external sources, making reference to a period of time that is usually ten years. The g-rates used for the purposes of the impairment test were equal to 2%, consistently with the actions taken in previous financial years, even in the presence of higher expected growth rates in some sectors.

The mostly important assumptions for the purposes of estimating the cash flows used in determining the value in use are:

- WACC;
- g-rate;
- ROS;
- the trend in Defence budgets.

In estimating these assumptions, the management made reference, in the case of external variables, to internal information processed on the basis of external surveys, as well as on its knowledge of the markets and of the specific contractual situations.

The following WACCs and (nominal) growth rates were used at 31 December 2022 and 2021:

	31 December 2021		31 December 2022	
	Wacc	g-rate	Wacc	g-rate
Helicopters	7.0%	2.0%	8.6%	2.0%
Defence Electronics & Security				
<i>DRS</i>	7.5%	2.0%	9.0%	2.0%
<i>Leonardo Divisions</i>	6.1%	2.0%	7.5%	2.0%
Aircrafts	6.7%	2.0%	8.1%	2.0%

Testing revealed no signs of impairment but showed, on the contrary, significant positive margins (headroom). The results of the tests were subjected to sensitivity analysis, taking as reference those assumptions for which it is reasonable to believe that their change could significantly modify the results of the test. In this regard, it should be noted that in all sectors the large positive margins recorded are such that

they cannot be significantly modified by changes in the assumptions described; however, for information purposes the results for all CGUs are reported below. The table below shows for the 2022 and 2021 financial years the positive margin relating to the base scenario, compared with the results of the following sensitivity analyses: (i) increase in interest rates used to discount cash flows on all CGUs by 50 basis points, the other conditions remaining equal; (ii) reduction in the growth rate in the calculation of terminal value by 50 basis points, the other conditions remaining equal; (iii) reduction in operating profitability applied to terminal value by half a point, the other conditions remaining equal.

31 December 2021

	Margin (base case)	Margin post sensitivity		
		Wacc	g-rate	ROS TV
Helicopters	1,652	1,128	1,213	1,429
Defence Electronics & Security				
<i>DRS (USD millions)</i>	2,938	2,499	2,588	2,700
<i>Leonardo Divisions</i>	11,950	10,289	10,528	11,517
Aircrafts	7,667	7,030	7,129	7,423

31 December 2022

	Margin (base case)	Margin post sensitivity		
		Wacc	g-rate	ROS TV
Helicopters	910	556	630	724
Defence Electronics & Security				
<i>DRS (USD millions)</i>	2,129	1,800	1,891	1,998
<i>Leonardo Divisions</i>	8,623	7,625	7,812	8,332
Aircrafts	5,774	5,433	5,499	5,631

Development costs and non-recurring charges

Investments in “Development costs” refer to the Defence Electronics and Security and Helicopters sectors (€mil. 49 and €mil. 84, respectively). The increase in “Non-recurring charges” mainly refers to the Helicopters sector for €mil. 78 and the Defence Electronics and Security sector for €mil. 22. Total investments were affected by the grants received during the year, recognised as a decrease in the related item. As regards programmes that benefit from the provisions of Law 808/85 and that are classified as functional to national security, the portion of capitalised non-recurring costs, pending the fulfilment of the legal requirements for the classification under receivables, is separately disclosed under other non-current assets (Note 13). Receivables for grants assessed by the grantor in relation to capitalised costs (shown here net of the related grants) are illustrated in Note 28.

Impairment for the year mainly related to impairment losses on Aircraft programmes. Impairment tests of non-recurring costs and development costs are performed on the most significant programmes in terms of capitalisation or risk or when impairment indicators emerge. They are carried out – if conditions obtain – using the discounted cash flow method. The cash flows used are those of the product business plans, discounted on the basis of a WACC rate determined by applying the Capital Asset Pricing Model. As noted in the section on accounting policies, product business plans include any investments related to climate change issues.

Total research and development costs, comprising also “Development costs” and “Non-recurring charges” just mentioned, are equal to €mil. 2,003.

Other items of intangible assets

“Concessions, licences and trademarks” includes in particular the value of licenses acquired in previous years in the Helicopters segment. With regard to the full acquisition of the AW609 programme, this value also

comprises the estimated variable fees due to Bell Helicopter on the basis of the commercial performance of the programme (Note 24).

Intangible assets acquired in the course of business combinations mainly increased as a result of the RADA transaction. For further details reference is made to Note 14 on “business combinations”, partially offset by the amortisation for the period. Below is a breakdown of these assets:

	31 December 2021	31 December 2022
Know-how	80	155
Trademarks	42	41
Backlog and commercial positioning	138	159
	260	355

The item “Other intangible assets” mainly includes software, intangible assets under development and advances.

10. PROPERTY, PLANT AND EQUIPMENT

	Land and buildings	Plant and machinery	Equipment	Other tangible assets	Total
1 January 2021					
Cost	1,585	1,673	2,330	1,609	7,197
Amortisation, depreciation and write-offs	(744)	(1,314)	(2,043)	(1,081)	(5,182)
Carrying amount	841	359	287	528	2,015
Investments	3	21	41	257	322
Sales	-	(1)	-	(3)	(4)
Depreciation	(46)	(75)	(65)	(61)	(247)
Increase for business combinations	1	1	-	-	2
Other changes	56	70	47	(139)	34
31 December 2021	855	375	310	582	2,122
broken down as follows:					
Cost	1,647	1,762	2,450	1,716	7,575
Amortisation, depreciation and write-offs	(792)	(1,387)	(2,140)	(1,134)	(5,453)
Carrying amount	855	375	310	582	2,122
Investments	8	38	53	388	487
Sales	(1)	(2)	-	(5)	(8)
Depreciation	(44)	(78)	(81)	(65)	(268)
Impairment losses	-	-	(1)	-	(1)
Increase for business combinations	4	20	-	2	26
Other changes	40	27	94	(151)	10
31 December 2022	862	380	375	751	2,368
broken down as follows:					
Cost	1,689	1,775	2,539	1,879	7,882
Amortisation, depreciation and write-offs	(827)	(1,395)	(2,164)	(1,128)	(5,514)
Carrying amount	862	380	375	751	2,368

The 2022 investments were related to the sectors of Defence Electronics and Security for €mil. 185, *Aircraft* for €mil. 96, *Aerostructures* for €mil. 49, *Helicopters* for €mil. 71 and *Other Activities* for €mil. 86.

“Other tangible assets” also include the value of tangible assets under construction (€mil. 391 at 31 December 2022 and €mil. 250 at 31 December 2021).

Purchase commitments of property, plant and equipment were recorded in the amount of €mil. 206 at 31 December 2022 (€mil. 173 at 31 December 2021).

The future receipts attributable to operating leases were equal to €mil. 9 (€mil. 11 at 31 December 2021), of which €mil. 1 beyond 5 years.

11. RIGHT OF USE

	Rights of use of land and buildings	Rights of use of plant and machinery	Rights of use of other tangible assets	Total
1 January 2021				
Cost	601	11	66	678
Amortisation, depreciation and write-offs	(113)	(4)	(34)	(151)
Carrying amount	488	7	32	527
New Contract submission	38	4	21	63
Closing and contract modifications	(4)	-	4	-
Depreciation	(67)	(2)	(19)	(88)
Other changes	28	1	(1)	28
31 December 2021	483	10	37	530
broken down as follows:				
Cost	666	17	86	769
Amortisation, depreciation and write-offs	(183)	(7)	(49)	(239)
Carrying amount	483	10	37	530
New Contract submission	65	10	5	80
Closing and contract modifications	(8)	-	1	(7)
Depreciation	(69)	(4)	(19)	(92)
Increase for business combinations	12	-	-	12
Other changes	10	1	2	13
31 December 2022	493	17	26	536
broken down as follows:				
Cost	728	28	84	840
Amortisation, depreciation and write-offs	(235)	(11)	(58)	(304)
Carrying amount	493	17	26	536

During 2022 this item showed an increase due to the signature of new contracts, net of amortisation allowances.

The leases with a term of less than 12 months and those concerning assets of modest value were recognised among “costs for purchases” (Note 29).

At 31 December 2022 there were lease commitments amounting to €mil. 104 (€mil. 109 in 2021), mainly related to the new site of Leonardo UK and €mil. 3 on short-term leases (€mil. 4 in 2021).

12. EQUITY INVESTMENTS AND SHARE OF PROFITS (LOSSES) OF EQUITY-ACCOUNTED INVESTEES

	2021			2022		
	Equity investments	Risk provisions	Total	Equity investments	Risk provisions	Total
Strategical investments	1,050		1,050	1,843		1,843
Joint venture not individually material:	85	(8)	77	59	(5)	54
- Rotorsim Srl	39		39	37		37
- Advanced Acoustic Concepts LLC	24		24			-
- Closed Joint Stock Company Helivert		(8)	(8)		(5)	(5)
- Orizzonte - Sistemi navali	17		17	17		17
- Other minor	5	-	5	5	-	5
Associates not individually material	184	-	184	197	(7)	190
	1,319	(8)	1,311	2,099	(12)	2,087

The Leonardo Group operates in certain sectors also through entities jointly controlled with third parties and valued under the equity method, since they qualify as joint ventures.

Below are reported the joint ventures considered material in terms of volumes and from a strategic viewpoint for the Group:

Company name	Nature of the relations	Main operating location	Registered office	Ownership %
Telespazio Group	JV con Thales, among the main global providers of satellite services	Rome, Italy	Rome, Italy	67%
Thales Alenia Space Group	JV with Thales, among the main European leaders in the satellite systems and at the forefront of orbit infrastructures	Toulouse, France	Cannes, France	33%
GIE ATR	JV with Airbus Group, among the global leaders in regional turboprop aircraft with a capacity of between 50 and 70 seats	Toulouse, France	Toulouse, France	50%
MBDA Group	JV with Airbus Group and BAE Systems (through the parent AMSH BV), among the world leaders in missiles and missile systems	Paris, France	Paris, France	25%

In particular, as regards the companies falling under the so-called Space Alliance - Thales Alenia Space and Telespazio – the Company carried out an in-depth analysis of the existing arrangements, in order to verify whether situations of control (with reference to Telespazio) or of significant influence (with reference to Thales Alenia Space) existed, concluding that both entities should be considered by Leonardo as Joint Ventures. Specifically, the Space Alliance univocally regulates the governance of both companies, making reference to shareholders' agreements prepared alike. With particular reference to Telespazio, in which the Group holds more than 50% of the stakes, the analyses performed led to deem that the company's governance is such that Telespazio can be regarded as a jointly controlled entity by virtue of the composition rules for the decision-making bodies - these rules being such that cannot be defined as merely "protective",

as referred to in IFRS10 – and due to the expected unanimous consent of the shareholders on particularly significant matters for the company’s management. Moreover, the substantive analysis, carried out taking into account the peculiarity of the businesses, highlighted that the methods to resolve deadlocks (i.e. when a stalemate in the decision-making process occurs and the shareholders have no possibility to jointly decide on matters about which they are required to make decisions through the unanimous consent mechanism) do not allow the majority venturer to impose its will. This is because, in case no decision can be reached, despite the complex escalation mechanism under the shareholders’ agreements, the minority venturer has the right to dissolve the Joint Venture, recovering the assets originally assigned, through a call option or, solely if this option is not exercisable, to leave the Joint Venture through a put option. Finally, in the event of a decision-making deadlock, the joint venture might be eventually wound up or the minority venturer might sell its interest: in both of these cases, the venturers might be required to share or transfer part of the assets – with particular reference to technological expertise or know-how – originally assigned.

On the contrary, the analysis performed by the other venturer led to different conclusions with reference to Thales Alenia Space, which is fully consolidated by Thales in spite of the previously described governance structure. The application of such different conclusions on Leonardo, with the full consolidation of Telespazio, would have changed the Group’s main indicators as follows:

	2021	2022
Revenues	+595	640
EBITA	+33	+31
EBIT	+32	+28
Net Result (minorities)	+14	+15
FOCF	+47	+70
Group Net Debt	-4	-17

With reference to associates, in 2022 the Leonardo Group completed the acquisition of 25.1% of HENSOLDT AG ("Hensoldt"), a leading German company in the field of sensors for applications in defence and security, listed on the Frankfurt stock exchange. The total amount paid by Leonardo was equal to €mil. 618 (inclusive of transaction costs) and entailed the recognition of implicit goodwill of about €mil. 365 stated in the value of the equity investment, in addition to intangible assets relating to the valuation of the Customer relationship and of the Backlog, equal to about €mil. 126 and €mil. 25, respectively.

Below is some relevant information concerning the company:

Company name	Nature of the relations	Main operating location	Registered office	Ownership %
Hensoldt Group	Associated company	Taufkirchen, Germania	Taufkirchen, Germania	25.1%

Given the present shareholder and governance composition, Hensoldt enters the Leonardo Group's scope of consolidation as an associated company and is measured under equity method. The value of the investment, which for the purposes of Leonardo is comparable to that of the investment in the "Strategic Joint Ventures" from both a strategic and economic standpoint, led to its classification as "material." Accordingly, the company's economic and financial data are reported below, in the same way as any other strategic Joint Venture, in accordance with the provisions of IFRS12:

	31 December 2021					Total
	Telespazio (JV)	Thales Alenia Space (JV)	MBDA (through AMSH BV) (JV)	GIE ATR (JV)	Hensoldt	
Non-current assets	363	1,949	2,732	265		
Current assets	400	2,027	7,849	749		
- of which cash and cash equivalent	19	11	163	8		
Non-current liabilities	79	280	680	279		
- of which non-current financial liabilities	27	-	6	161		
Current liabilities	363	1,851	8,842	613		
- of which current financial liabilities	18	453	21	99		
NCI net equity (100%)	17	-	1	-		
Group net equity (100%)	304	1,845	1,058	122		
Revenues (100%)	605	2,155	4,234	703		
Amortisation, depreciation and impairment losses (100%)	21	66	165	25		
Financial income (expenses) (100%)	2	(6)	(5)	2		
Income taxes (100%)	(20)	14	(112)	-		
Profit (loss) from continuing operations (100%)	37	112	344	(48)		
Profit (loss) from discontinued operations, net of taxes (100%)	-	-	-	-		
Other comprehensive income (expenses) (100%)	1	49	248	(19)		
Total comprehensive income (expenses) (100%)	38	161	592	(67)	-	
% Groups' interest in equity at 1 January	184	555	152	16		907
% Groups' interest in profit (loss) from continuing operations	25	37	86	(24)	-	124
% Groups' interest in profit (loss) from discontinued operations, net of taxes	-	-	-	-	-	-
% Groups' interest in other comprehensive income (expenses)	1	16	62	(10)	-	69
% Groups' interest in total comprehensive income (expenses)	26	53	148	(34)	-	193
Dividends received	(21)		(33)			(54)
Subscriptions and capital increases (decrease)	15			76		91
Exchange differences and other movements	1		(2)	3		2
% Groups' interest in equity at 31 December	205	608	265	61	-	1,139
Consolidation adjustments	1	(207)	117			(89)
Equity investments at 31 December	206	401	382	61	-	1,050
% Groups' interest in profit (loss)	25	37	86	(24)	-	124
Consolidation adjustments	-		-	-	-	-
Share of profits (losses) of equity-accounted investees	25	37	86	(24)	-	124

	31 December 2022					Total
	Telespazio (JV)	Thales Alenia Space (JV)	MBDA (through AMSH BV) (JV)	GIE ATR (JV)	Hensoldt	
Non-current assets	358	1,958	2,748	239	1,335	
Current assets	420	1,881	8,160	860	1,644	
- of which cash and cash equivalent	14	14	136	4	460	
Non-current liabilities	70	228	40	186	1,160	
- of which non-current financial liabilities	23	-	11	74	621	
Current liabilities	373	1,858	9,338	712	1,203	
- of which current financial liabilities	14	294	22	115	16	
NCl net equity (100%)	18	-	(1)	-	13	
Group net equity (100%)	317	1,753	1,531	201	603	
Revenues (100%)	650	2,175	4,210	821	1,707	
Amortisation, depreciation and impairment losses (100%)	26	59	194	42	103	
Financial income (expenses) (100%)	3	(21)	14	4	(39)	
Income taxes (100%)	(16)	(19)	(123)	(2)	(49)	
Profit (loss) from continuing operations (100%)	42	11	386	(11)	78	
Profit (loss) from discontinued operations, net of taxes (100%)	-	-	-	-	-	
Other comprehensive income (expenses) (100%)	3	(22)	334	7	147	
Total comprehensive income (expenses) (100%)	45	(11)	720	(4)	225	
% Groups' interest in equity at 1 January	205	608	265	61	-	1,139
% Groups' interest in profit (loss) from continuing operations	28	4	97	(6)	20	143
% Groups' interest in profit (loss) from discontinued operations, net of taxes	-	-	-	-	-	-
% Groups' interest in other comprehensive income (expenses)	2	(7)	84	4	37	120
% Groups' interest in total comprehensive income (expenses)	30	(3)	181	(2)	57	263
Dividends received	(21)	(27)	(62)		(7)	(117)
Subscriptions and capital increases (decrease)				38		38
Acquisitions					100	100
Exchange differences and other movements	(1)			3	2	4
% Groups' interest in equity at 31 December	213	578	384	100	152	1,427
Consolidation adjustments	1	(209)	116		508	416
Equity investments at 31 December	214	369	500	100	660	1,843
% Groups' interest in profit (loss)	28	4	97	(6)	20	143
Consolidation adjustments	-	(1)	-	-	(10)	(11)
Share of profits (losses) of equity-accounted investees	28	3	97	(6)	10	132

The recoverability of the carrying amount of investments is verified, when conditions obtain, also through impairment tests.

With regard to Hensoldt AG, listed on the Frankfurt Stock Exchange, below is reported a comparison of the value of the equity investment and the average market price in December:

Listed entity	N° shared owned	Stock Exchange		Equity Investment €mil.
		€ per unit	Total €mil.	
Hensoldt AG	26,355,000	21.8	575.8	660

Below is provided a summary of the aggregate economic and financial data of other associates which are not individually material for the Group.

	31 December 2021		31 December 2022	
	Other JV not individually material	Associates not individually material	Other JV not individually material	Associates not individually material
% Groups' interest in equity at 1 January	78	173	85	184
% Groups' interest in profit (loss) from continuing operations	2	11	2	20
% Groups' interest in other comprehensive income (expenses)	3	1	4	5
% Groups' interest in total comprehensive income (expenses)	5	12	6	25
Dividends received		(8)	(8)	(8)
Subscriptions and capital increases (decrease)		6		3
Acquisitions		4		
Disposals			(24)	
Exchange differences and other movements	2	(3)		(7)
% Groups' interest in equity at 31 December	85	184	59	197
Consolidation adjustments	-	-	-	-
Equity investments at 31 December	85	184	59	197
% Groups' interest in profit (loss)	2	11	2	20
Consolidation adjustments				
Share of profits (losses) of equity-accounted investees	2	11	2	20
Share of profits (losses) of equity-accounted investees (risk provisions)	1		1	(13)

13. RECEIVABLES AND OTHER NON-CURRENT ASSETS

	31 December 2021	31 December 2022
Financing to third parties	1	-
Deferred grants under Law no. 808/85	10	6
Defined benefit plan assets, net (Note 23)	585	215
Related party receivables (Note 36)	13	13
Other non-current receivables	10	42
Non-current receivables	619	276
Prepayments - non-current portion	19	20
Equity investments at cost	26	23
Non-recurring costs pending under Law no. 808/1985	15	29
Non-current assets	60	72

The net decrease in non-current assets is attributable to the actuarial valuation of net assets related to defined benefit plans, for which details reference should be made to Note 23 on “Employee benefit obligations”.

14. BUSINESS COMBINATIONS

On 29 November 2022 Leonardo disclosed the completion of the merger between the U.S. subsidiary Leonardo DRS, Inc. (“Leonardo DRS”) and the Israeli company RADA Electronic Industries Ltd. (“RADA”), listed on the NASDAQ and Tel Aviv Stock Exchange (“TASE”), with a market capitalisation that fluctuated between USDmil. 500 and USDmil. 600 during the year.

RADA is active in the business of tactical radars for short-range and low-cost defence, particularly suitable for ground-based Short Range Air Defense and Counter-UAV applications. RADA’s products constitute a strategic expansion of DRS and the Leonardo Group’s portfolio by complementing the offering of sensors on board land vehicles and have different functional and configuration features from the radars that are currently in the portfolio of the Electronics division of Leonardo and of Hensoldt, thus making them complementary in an integrated offering perspective. This transaction also enables Leonardo to establish an actual footprint in Israel, in line with its goal of international growth.

The consideration associated with the transaction, against which a 19.1% stake in Leonardo DRS was assigned to RADA shareholders, was determined to be USDmil. 513 (€mil. 481 at 31 December 2022), generating goodwill preliminarily determined to be USDmil. 283 (€mil. 269). Following the transaction, Leonardo continues to retain the 80.9% stake in Leonardo DRS, through the U.S. subsidiary Leonardo US Holding, whose shares have been listed under the symbol “DRS” on NASDAQ since the opening of trading on 29 November 2022 and the Tel Aviv Stock Exchange (TASE) since the opening of trading on 30 November 2022.

The Purchase Price Allocation process on the acquired values has not yet been concluded while the preliminary findings are given below:

<i>(\$mil.)</i>	Book values	ADJ Fair value	Fair value
Intangible assets acquired through business combinations	-	131	131
Other non-current assets	47	(5)	42
Other assets	90	1	91
Cash and cash equivalents	19	-	19
Assets acquired	156	127	283
Non-current liabilities	(14)	(13)	(27)
Current liabilities	(25)	(1)	(26)
Liabilities acquired	(39)	(14)	(53)
Net assets acquired, excluding goodwill			230
Total consideration			513
Goodwill			283

With regard to the previous financial year:

- on 23 July 2021, the Leonardo Group acquired, through Leonardo DRS, Ascendant Engineering Solutions (AES). The outlay for the acquisition amounted to USDmil. 14, net of cash acquired, and the transaction generated goodwill of USDmil. 11.4;
- the Group completed the acquisition of a quota of about 78% of Dispositivi Protezione Individuale S.r.l., through its subsidiary Larimart, a company 60 % owned by the Group, and the acquisition of about 70% of the quota capital of Alea S.r.l.. The acquisition of Dispositivi Protezione Individuale S.r.l. entailed a total outlay for Larimart of about €mil. 6 and generated goodwill for the Group of approximately €mil. 1. The acquisition of Alea S.r.l. entailed a total outlay of about €mil. 4. The values involved in the acquisition are not significant for the Group and did not generate any goodwill arising from the acquisition.

15. INVENTORIES

	31 December 2021	31 December 2022
Raw materials, supplies and consumables	2,238	2,314
Work in progress and semi-finished goods	1,494	1,601
Assets deriving from point in time contracts	267	336
Advances to suppliers	1,487	1,087
	5,486	5,338

Inventories are shown net of impairment charges of €mil. 757 (€mil. 817 at 31 December 2021).

Point-in-time contract assets includes the production progress recognised on contracts that do not meet the requirements for the recognition of revenues on an over-time basis.

16. CONTRACT ASSETS AND LIABILITIES

	31 December 2021	31 December 2022
Contract assets (gross)	7,125	7,346
Contract liabilities	(3,377)	(3,694)
Contract assets (net)	3,748	3,652
Contract liabilities (gross)	7,942	8,119
Contract assets	-	(104)
Contract liabilities (net)	7,942	8,015

Contract assets include the net value of the work executed for amounts exceeding the advances received from customers. Similarly, contract liabilities include the opposite case.

This setoff was made limited to contract assets and liabilities and not also to assets arising from at point in time contracts classified in inventories. If the progress payments and advances from customers have not been collected at the reporting date, the corresponding amount is recognised as a receivable from customers.

The net balance of contract assets is broken down as follows:

	31 December 2021	31 December 2022
Cost incurred and margins recognised	7,125	7,450
Advances received	(11,319)	(11,813)
Net value	(4,194)	(4,363)

17. TRADE AND FINANCIAL RECEIVABLES

	31 December 2021		31 December 2022	
	Trade	Financial	Trade	Financial
Receivables	3,127	39	3,205	82
Cumulative impairments	(564)	(23)	(587)	(33)
Related party current receivables (Note 36)	640	45	720	56
	3,203	61	3,338	105

The ageing of receivables together with an analysis of how the Group manages credit risk is reported under Note 37.

18. OTHER CURRENT ASSETS

	31 December 2021	31 December 2022
Derivatives	108	224
Prepaid expenses - current portion	104	110
Receivables for grants	57	59
Receivables from employees and social security	49	35
Indirect tax receivables	40	64
Deferred receivables under Law no. 808/85	4	2
Other related party receivables (Note 36)	6	3
Other assets	121	101
	489	598

The fair value performance of portfolio derivatives is broken down below:

	Fair value at					
	31 December 2021			31 December 2022		
	Assets	Liabilities	Net	Assets	Liabilities	Net
Interest rate swaps						
Trading	-	(1)	(1)	-	(1)	(1)
Fair value hedge	-	-	-	-	-	-
Cash flow hedge	-	(13)	(13)	30	-	30
Currency forward/swap/option						
Trading	-	-	-	-	-	-
Fair value hedge	10	(2)	8	1	(20)	(19)
Cash flow hedge	98	(145)	(47)	193	(275)	(82)

19. CASH AND CASH EQUIVALENTS

The change in the year is shown in the statement of cash flows. Cash and cash equivalents at 31 December 2022 included €mil. 5 of term deposits (€mil. 2 at 31 December 2021).

20. EQUITY**Share Capital**

	Number of ordinary shares	Par value	Treasury shares	Costs incurred (net of tax effect)	Total
Outstanding shares	578,150,395	2,544	-	(19)	2,525
Treasury shares	(2,843,120)	-	(26)	-	(26)
31 December 2021	575,307,275	2,544	(26)	(19)	2,499
Repurchase of treasury shares less shares sold	-	-	-	-	-
31 December 2022	575,307,275	2,544	(26)	(19)	2,499
<i>broken down as follows:</i>					
Outstanding shares	578,150,395	2,544	-	(19)	2,525
Treasury shares	(2,843,120)	-	(26)	-	(26)

The share capital, fully subscribed and paid-up, is divided into 578,150,395 ordinary shares with a par value of € 4.40 each, including 2,843,120 treasury shares.

At 31 December 2022 the Ministry of Economy and Finance owned around 30.204% of the share capital.

The statement of changes in other reserves and equity attributable to non-controlling interests is presented in the accounting statements section.

Cash-flow hedge reserve

This reserve includes changes in fair value of derivatives used by the Group to hedge its exposure to currency net of the effect of deferred taxes until the moment in which the “underlying position” is recognised in the income statement. When this condition is met, the reserve is recognised in the income statement to offset the economic effects of the hedged transaction. In accordance with the provisions of IFRS 9 governing hedge accounting, the reserve also includes the fair value change in the forward component of forward contracts (premium points), taken to the income statement when the hedged item affects profit or loss.

Translation reserve

The reserve relating to consolidated companies showed the following changes:

	2021	2022
US dollar	176	150
Pound sterling	156	(141)
Other currencies	(5)	3
	327	12

Overall, the reserve is negative for €mil. 179, mainly for the translation differences on the components denominated in Pound sterling.

Gain and loss items recognised in equity and related tax effect

	Group - consolidated entities			Group - equity accounted investments		
	Amount before taxes	Tax effect	Net amount (*)	Amount before taxes	Tax effect	Net amount
2021						
Revaluation of defined-benefit plans	305	(91)	214	64	(11)	53
Changes in cash-flow hedges	(61)	14	(47)	(12)	1	(11)
Foreign currency translation difference	327	-	327	13	-	13
Fair value to OCI	-	-	-	18	-	18
Total	571	(77)	494	83	(10)	73
2022						
Revaluation of defined-benefit plans	(324)	87	(237)	183	(39)	144
Changes in cash-flow hedges	(24)	7	(17)	(7)	2	(5)
Foreign currency translation difference	12	-	12	4	-	4
Fair value to OCI	-	-	-	(13)	-	(13)
Total	(336)	94	(242)	167	(37)	130

(*) The net value includes the Group's share of the components that may not be reclassified to profit (loss) for the period, amounting to -€mil. 236 at 31 December 2022 (€mil. 214 in 2021), and the components that may be reclassified to profit (loss) for the period, amounting to -€mil. 6 at 31 December 2022 (€mil. 280 in 2021).

There are no tax effects on the gain and loss items recognised in equity of Non-controlling interests.

21. BORROWINGS

	31 December 2021			31 December 2022		
	Non-current	Current	Total	Non-current	Current	Total
Bonds	1,855	626	2,481	1,592	36	1,628
borrowings	1,599	49	1,648	1,279	71	1,350
Lease liabilities	460	78	538	472	74	546
Related party lease liabilities	26	4	30	20	4	24
Other related party borrowings (Note 36)	100	756	856	100	862	962
Other borrowings	72	45	117	68	35	103
	4,112	1,558	5,670	3,531	1,082	4,613

Changes in loans and borrowings are as follows:

	1 January 2021	New borrowings	Repayments/Payment of coupons	Other net increase (decrease)	Exchange differences	31 December 2021
Bonds	3,220	-	(858)	98	21	2,481
borrowings	896	801	(49)	-	-	1,648
Lease liabilities	525	63	(77)	(1)	28	538
Related party lease liabilities	30	-	(3)	1	2	30
Other related party borrowings	881	-	(24)	(1)	-	856
Other borrowings	152	10	(47)	-	2	117
	5,704	874	(1,058)	97	53	5,670

	1 January 2022	New borrowings	Repayments/Payment of coupons	Other net increase (decrease)	Exchange differences	31 December 2022
Bonds	2,481	-	(942)	68	21	1,628
borrowings	1,648	203	(498)	-	(3)	1,350
Lease liabilities	538	80	(89)	7	10	546
Related party lease liabilities	30	-	(4)	-	(2)	24
Other related party borrowings	856	-	-	106	-	962
Other borrowings	117	9	(19)	(5)	1	103
	5,670	292	(1,552)	176	27	4,613

Net changes for current liabilities. The items also include changes resulting from the application of the effective interest-rate method, which may not correspond with actual cash movements.

The decrease in bonds compared to 31 December 2021 is attributable to:

- the repayment of the remaining nominal amount of €mil. 556 of the bond issued by Leonardo S.p.a. (original nominal amount of €mil. 600), which reached its natural expiry in January 2022;
- the full early repayment by subsidiary Leonardo US Holding, LLC of its bonds due 2039 and 2040, for a remaining total nominal value of USDmil. 305.

The Group's issues are governed by rules with standard legal clauses for these types of corporate transactions on institutional markets that do not require any undertaking with regard to compliance with specific financial parameters (financial covenants) but they do require negative pledge and cross-default clauses. Based on negative pledge clauses, Group issuers, Leonardo and their "Material Subsidiaries" (companies in which Leonardo owns more than 50% of the share capital and the gross revenues and total assets of which represent at least 10% of consolidated gross revenues and total assets) are expressly prohibited from pledging collateral security or other obligations to secure their debt in the form of bonds or listed financial instruments or financial instruments that qualify for listing, unless these guarantees are extended to all bondholders. Exceptions to this prohibition are securitisation and, as from July 2006, the establishment of assets for the use indicated in Article 2447-bis et seq. of the Italian Civil Code. On the contrary, the cross-default clauses give the bondholders the right to request early redemption of the bonds in their possession in the event of default by the Group issuers and/or Leonardo and/or any "Material Subsidiary" that results in a failure to make payment beyond pre-set limits.

The decrease in bank payables takes account of the early repayment, in December 2022, involving the €mil. 500 Term Loan raised in 2018 and with natural expiry in November 2023, partially offset by the use of the Term Loans raised by subsidiary Leonardo DRS.

It should be noted that financial covenants are included in the Revolving Credit Facility of €mil. 2,400 and in the Term Loan ESG-linked of €mil. 600, which require Leonardo to comply with two Financial ratios (the ratio of Group net debt - excluding payables to the joint ventures MBDA and Thales Alenia Space and lease liabilities / EBITDA, including amortisation of the right of use assets, must be no higher than 3.75 and the ratio of EBITDA, including amortisation of the right of use assets / Net interest must be no lower than 3.25), tested annually based on annual consolidated data. These covenants are included in the loan agreement with CDP, as well as in all EIB loans in place (they had been used for a total amount of €mil. 500 at 31 December 2022). In relation to this Annual Financial Report, there was full compliance with the covenants (the two ratios were 1.0 and 16.1, respectively).

In line with the US standard practices, financial covenants are also provided for in the bank loans granted in favour of Leonardo DRS. These financial ratios (Net debt / adjusted EBITA not more than 3.75 and adjusted

EBITA /Net interest not less than 3.0, to be determined on the basis of the data inferable from the US GAAP financial statements of the LDO DRS Group) are also met in relation to this Annual Financial.

Below is the reconciliation of the changes in loans and borrowings with the cash flows from financing activities:

	2021	2022
Balance at 1 January	5,704	5,670
Changes included in cash flows from financing activities of the statement:	(129)	(1,131)
- Repayments of bonds	(739)	(841)
- BEI Loan and term loan subscription	800	-
- BEI Loan and Term Loan repayment	-	(547)
- Net change in other borrowings	(190)	257
Non-monetary changes:	95	74
- Non monetary items of lease liabilities	63	80
- Exchange rate effect	53	27
- Accrued interest	(21)	(33)
Balance at 31 December	5,670	4,613

Bonds

The decrease in the period was due to the repayment in January 2022 of the remaining nominal amount of €mil. 556 of the bond issued by Leonardo S.p.a. in 2009, which had reached its natural expiry, and to the full early repayment by subsidiary Leonardo US Holding, LLC of its bonds.

Below is the detail of the bonds at 31 December 2022:

Issuer	Year of issue	Maturity	Currency	Outstanding nominal amount (mil.)	Annual coupon	Type of offer
LDO (*)	2005	2025	€	500	4.875%	European institutional
LDO (*)	2017	2024	€	600	1.500%	European institutional
LDO (*)	2020	2026	€	500	2.375%	European institutional

(*) Bonds listed on the Luxembourg Stock Exchange and issued under the EMTN programme of up to €bil. 4. The transaction was authorized pursuant to Article 129 of Legislative Decree No. 385/93.

Movements in bonds are as follows:

	1 January 2021	Interest	Repayments /Repurchases	Payments of coupons	Effect of exchange rate	31 December 2021	Fair value
€mil. 500 LDO 2025 *	517		25	(24)		518	563
€mil. 600 LDO 2022 *	582		30	(29)		583	559
USDmil. 300 LH 2039 *	101		8	(8)	9	110	144
USDmil. 500 LH 2040 *	151		10	(10)	12	163	188
600 €mil. LDO 2024*	601		10	(9)		602	611
€mil. 950 LDO 2021 *	770		2 (739)	(33)		-	
€mil. 500 LDO 2026 *	498		13	(6)		505	520
	3,220		98 (739)	(119)	21	2,481	2,585

	1 January 2022	Interest	Repayments /Repurchases	Payments of coupons	Effect of exchange rate	31 December 2022	Fair value
€mil. 500 LDO 2025 *	518		24	(24)		518	509
€mil. 600 LDO 2022 *	583		2 (556)	(29)		-	
USDmil. 300 LH 2039 *	110		8 (115)	(12)	9	-	
USDmil. 500 LH 2040 *	163		10 (170)	(15)	12	-	
600 €mil. LDO 2024*	602		10	(9)		603	586
€mil. 500 LDO 2026 *	505		14	(12)		507	475
	2,481		68 (841)	(101)	21	1,628	1,570

(*) Maturity date of bond.

The fair value of the bonds was determined on the basis of the quoted prices of the existing issues (Level 1 of the fair value hierarchy).

The Group's financial liabilities are subject to the following exposures to interest-rate risk:

	Bonds		borrowings		Lease liabilities		Related party lease liabilities		Other related party borrowings (Note 36)		Other borrowings		Total	
	Floating	Fixed	Floating	Fixed	Floating	Fixed	Floating	Fixed	Floating	Fixed	Floating	Fixed	Floating	Fixed
31 December 2021														
Within 1 year	-	626	22	27	-	78	-	4	756	-	22	23	800	758
2 to 5 years	-	1,589	631	38	-	336	-	18	-	-	63	-	694	1,981
Beyond 5 years	-	266	768	162	-	124	-	8	100	-	9	-	877	560
Total	-	2,481	1,421	227	-	538	-	30	856	-	94	23	2,371	3,299

	Bonds		borrowings		Lease liabilities		Related party lease liabilities		Other related party borrowings (Note 36)		Other borrowings		Total	
	Floating	Fixed	Floating	Fixed	Floating	Fixed	Floating	Fixed	Floating	Fixed	Floating	Fixed	Floating	Fixed
31 December 2022														
Within 1 year	-	36	50	21	1	73	-	4	841	21	35	-	927	155
2 to 5 years	-	1,592	800	210	4	346	-	18	100	-	58	-	962	2,166
Beyond 5 years	-	-	269	-	8	114	-	2	-	-	10	-	287	116
Total	-	1,628	1,119	231	13	533	-	24	941	21	103	-	2,176	2,437

Below is the financial information prepared in accordance with the "Indebtedness statement" scheme required under CONSOB communication DEM/6064293 of 28 July 2006 and updated in accordance with the ESMA guidelines 32-382-1138 of 4 March 2021 as implemented in the CONSOB warning notice no. 5/21 of 29 April 2021. The scheme is provided below:

Consolidated Financial Statements at 31 December 2022

	31 December 2021	31 December 2022
A - Cash	(2,479)	(1,511)
C - Other current financial assets	(61)	(105)
D - Liquidity	(2,540)	(1,616)
E - Current financial debt (*)	932	1,046
F - Current portion of non-current financial debt	626	36
G - Current financial debt	1,558	1,082
H - Net current financial debt (funds)	(982)	(534)
I - Non-current financial debt (*)	4,112	3,531
J - Debt instruments (**)	(8)	19
K- Trade payables and other non-current debt	165	170
L - Non-current financial debt	4,269	3,720
M - Total financial debt	3,287	3,186

(*) Includes payables for leases of €mil. 570, of which €mil. 78 current (€mil. 568 as at 31 December 2021, of which €mil. 82 current)

(**) Includes the fair value of hedging derivatives in respect of debt items

Based on current interpretations, the item “Trade payables and other non-current payables“ of the abovesaid scheme includes the value of payables for grants received from MED for the development of programmes not related to national security eligible for benefits under Law 808/1985, even though such value is not, by its very nature, a financial caption. The reconciliation between Net Financial Debt and Group Net Debt, used as KPI, is as follows:

	Note	31 December 2021	31 December 2022
Net financial debt com. CONSOB n. DEM/6064293/ESMA		3,287	3,186
Payables to MED (Law no. 808/85)	24	(165)	(170)
Group net debt (KPI)		3,122	3,016

22. PROVISIONS FOR RISKS AND CHARGES AND CONTINGENT LIABILITIES

	Guarantees given	Restructuring	Tax	Product guarantees	Onerous contracts (losses at completion)	Other provisions	Total
1 January 2021							
Current	35	63	77	136	456	551	1,318
Non-current	10	34	17	88	-	435	584
	45	97	94	224	456	986	1,902
Allocations	-	71	3	87	103	166	430
Uses	-	(45)	-	(19)	(31)	(94)	(189)
Reversals	-	-	(16)	(54)	(156)	(127)	(353)
Other changes	(14)	(2)	(3)	27	26	(130)	(96)
31 December 2021	31	121	78	265	398	801	1,694
<i>Broken down as follows:</i>							
Current	21	56	62	168	398	406	1,111
Non-current	10	65	16	97	-	395	583
	31	121	78	265	398	801	1,694
Allocations	2	104	13	98	167	342	726
Uses	(1)	(36)	-	(20)	(55)	(25)	(137)
Reversals	-	-	(20)	(65)	(184)	(191)	(460)
Other changes	-	(6)	(4)	1	74	(58)	7
31 December 2022	32	183	67	279	400	869	1,830
<i>Broken down as follows:</i>							
Current	22	51	61	188	400	356	1,078
Non-current	10	132	6	91	-	513	752
	32	183	67	279	400	869	1,830

“Other provisions for risks and charges” mainly include provisions related to offset obligations and critical issues on contracts.

With regard to risks, below is a summary of the criminal proceedings that are currently underway against a number of subsidiary companies or Leonardo itself, as well as certain former directors and executives, concerning acts committed during the performance of their duties at subsidiary companies or at Leonardo itself, with specific reference to the events that occurred in 2022 and in early 2023:

- On 22 May 2019 the Supreme Court rejected the appeals submitted against the judgment whereby on 8 January 2018 the Milan Court of Appeal had acquitted the former Chairman and Chief Executive Officer of Leonardo and the former Chief Executive Officer of AgustaWestland S.p.A. of the charges for the crimes under Articles 110, 112, paragraph 1, 318, 321 and 322-bis, paragraph 2(2) of the Italian Criminal Code and Article 2 of Legislative Decree 74/2000, within the proceedings brought in relation to the supply of twelve AW 101 VIP/VVIP helicopters to the Indian Government. In respect of these companies, it is recalled that on 25 July 2014, pursuant to Article 58 of Legislative Decree 231/2001, the Public Prosecutor dismissed the proceedings against Leonardo, holding groundless, following the conclusion of investigations, the Company’s involvement from both a factual and legal point of view. The Prosecutor also acknowledged that since 2003 the Company has adopted, actually implemented and regularly updated an Organisational, Management and Control Model that is conceptually suitable to prevent offences like the one in question and is also focused on compliance processes as to guarantee adequate standards of fairness and ethical conduct. In addition, on 28

August 2014 the Judge for Preliminary Investigations (GIP, Giudice delle Indagini Preliminari) of the Court of Busto Arsizio – in granting the motions put forth by the companies – imposed administrative penalties pursuant to Article 63 of Legislative Decree 231/2001 and Article 444 and ff. of the Italian Code of Criminal Procedure, amounting to €80,000 for AgustaWestland S.p.A. and €300,000 for AgustaWestland Ltd, and ordered the confiscation of the equivalent of €mil. 7.5. In this regard, on 20 April 2021 the Court of Appeal of Brescia, following the requests by AgustaWestland SpA and AgustaWestland Ltd for the review of the abovementioned rulings, revoked the rulings challenged and acquitted the abovesaid companies. Since times for a possible appeal to the Supreme Court expired, the ruling became definitive.

As regards the investigations started by the Indian Judicial Authority (CBI) in February 2013 for the same facts referred to above, on 2 February 2018 a notice was served on AgustaWestland International Ltd., whereby the latter was invited to appear at the hearing to be held on 30 May 2018 before the Rouse Avenue Court in New Delhi within the criminal proceedings brought therein against the aforesaid company and other entities and persons, including Leonardo Spa.

On 13 April 2018 the Milan Public Prosecutor's Office served the abovementioned notice of invitation to appear at the hearing on 30 May 2018 on Leonardo Spa. The Company submitted an application for enforcement review before the Judge for Preliminary Investigations (GIP) of the Court of Milan, which was rejected on 22 May 2018, as well as an appeal before the Lazio Regional Administrative Court. The Company also took the same legal actions with respect to the service of the notice of invitation to appear in court at the hearing on 10 September 2018. By a judgment dated 3 July 2019, the Lazio Regional Administrative Court rejected the appeals submitted by Leonardo S.p.A.; the Company then filed an appeal against the abovementioned measures. By a judgment dated 7 May 2020 the Council of State granted the appeals submitted by Leonardo.

Leonardo S.p.A. has brought the same lawsuits before the administrative Court and before the Judge for Preliminary Investigations of the Court of Milan, including with reference to the services of notice of invitation to appear at the hearings set on 18 September 2019 and 18 December 2019. The Lazio Regional Administrative Court, by judgment dated 24 September 2021, rejected the appeals submitted by Leonardo. The Company filed an appeal with the Council of State, which, by judgment handed down at a plenary meeting on 6 December 2022, granted the appeal filed by Leonardo, annulling the orders issued by the Ministry of Justice.

With regard to objecting to the execution of a judicial measure, the Judge of Preliminary Investigations of the Court of Milan granted the claims submitted by Leonardo by an order filed on 22 March 2022 while revoking the decrees whereby the notifications had been ordered by the Milan Public Prosecutor's Office.

On the contrary AgustaWestland International Ltd appeared at the hearings set within the proceedings brought by the Central Bureau of Investigation and the proceedings are continuing before the Rouse Avenue Court of New Delhi.

On 28 August 2019 the Public Prosecutor's Office of Milan served on Leonardo S.p.A. a notice of invitation to appear at the hearing of 18 September 2019 within further proceedings brought by the Indian Judicial Authority (Directorate of Enforcement) in relation to the supply of 12 AW 101 VIP/VVIP helicopters to the Indian Government. The Company submitted an application for enforcement review before the Judge for Preliminary Investigations of the Court of Milan, as well as an appeal with the Lazio Regional Administrative Court, even in relation to this notice. The Lazio Regional Administrative Court, by the same judgment of 24 September 2021, rejected the appeal submitted by Leonardo which filed an appeal with the Council of State. The latter granted the appeal submitted by Leonardo by a judgment handed down at a Plenary Meeting on 6 December 2022. With regard to

objecting to the execution of a judicial measure, the Judge of Preliminary Investigations of the Court of Milan revoked, in the same order of 22 March 2022, the decree whereby the notification had been ordered by the Milan Public Prosecutor's Office.

Finally, it should be noted that on 11 February 2020 a notice was served on AgustaWestland International Ltd whereby it was invited to appear in court within the proceedings brought by the Indian Judicial Authority (Directorate of Enforcement). The proceedings initiated by the Indian Authorities (CBI and Directorate of Enforcement) are currently pending in the preliminary stage before the Rouse Avenue Court, New Delhi;

- as to the criminal proceedings before the Court of Naples against some suppliers and subcontractors of the then Selex SeMa (now Selex ES S.p.A. in liquidation) concerning the SISTRI system and within which the company had entered appearance in civil action, the Court declared that the offence had become statute barred due to the expiry of the limitation period, following the hearing held on 22 March 2022;
- by appeal to the Supreme Court served on 12 January 2022, the attorney general challenged the judgment whereby on 19 January 2021 the Court of Appeals of Milan rejected the appeals submitted against the judgment whereby on 15 June 2017 the Court of Milan acquitted certain directors of the then-Breda Termomeccanica S.p.A., subsequently Ansaldo S.p.A., who served during the period from 1973 to 1985, charged with having committed the crimes under Article 589, paragraphs 1, 2 and 3, Article 40, paragraph 2, Article 41, paragraph 1 of the Italian Criminal Code, Article 2087 of the Italian Civil Code and Article 590, paragraphs 1, 2, 3, 4 and 5, of the Italian Criminal Code, for violation of the rules governing the prevention of occupational diseases. Leonardo had entered appearance in the civil action within the abovementioned proceedings. On 8 November 2022 the Supreme Court declared that the appeal was inadmissible;
- with regard to the criminal proceedings pending before the Court of Vercelli against three former employees of AgustaWestland S.p.A. (who are currently working for Leonardo – Helicopters Division) and an employee of AgustaWestland Philadelphia Corporation for the crime referred to in Article 449 of the Italian Criminal Code in relation to Articles 428 and 589 of the Italian Criminal Code, relating to the accident that occurred in Santhià on 30 October 2015, the Court acquitted the defendants by judgment published on 14 February 2023, because the fact does not exist, setting a time limit of 90 days for the filing of the grounds for the decision.

Based upon the information gathered and the results of the analysis carried out so far, the Directors of Leonardo did not allocate any specific provisions in relation to these cases. Any negative developments - which cannot be foreseen, nor determined to date - arising from any internal investigations or judicial investigations being conducted, will be subject to consistent assessment for the purposes of provisions (if any).

* * * * *

With regard to the provisions for civil, tax and administrative disputes, it is underlined that the Leonardo Group companies' operations regard industries and markets where many disputes, both as petitioner and plaintiff, are settled only after a considerable period of time, especially in cases where the customer is a government entity. Pursuant to the IFRSs, provisions have only been set aside for risks that are deemed probable and for which the amount can be determined. No specific provisions have been set aside for certain disputes in which the Group is defendant as these disputes are reasonably expected to be settled, based on current knowledge, satisfactorily and without significantly impacting the Group. Of particular note are the following disputes:

- the proceedings brought by Firema under extraordinary management before the Court of Naples against the directors and statutory and independent auditors of Firema Trasporti (R.G. 32257/13) in

order to have them declared responsible for the financial collapse caused to the company, within which Leonardo and AnsaldoBreda have been summoned as parties concerned by the former directors Giorgio and Gianfranco Fiore.

As to the action brought by GMR against Leonardo and AnsaldoBreda due to abuse of economic dependence before the Court of Naples (General Register 16312/15), at the hearing held on 1 October 2020 the President of the Division first pointed out some issues connecting the two proceedings and then referred the present case before the judge of the proceedings under General Register 32257/13 in order for the proceedings to be possibly joined.

In both proceedings Leonardo and AnsaldoBreda appeared before the court requesting that, on the merits, the claims submitted against them be dismissed as clearly groundless as of fact and as of right.

At the hearing held on 4 October 2022 the Court: (i) with regard to proceedings under General Register no. 32257/13, took note of the death of Mr Gianfranco Fiore and declared the discontinuance of the trial; (ii) with regard to proceedings under General Register no. 16312/15, merely adjourned the case to the hearing on 8 November 2022, which was then postponed several times until 23 May 2023, for re-joining with the first proceedings, which had been resumed in the meantime;

- the proceedings brought by Mr Pio Deiana (to have a deed of settlement entered into with former Ansaldo Industria declared null and void) before the Rome Court of Appeal, which had been discontinued following the latter's death and then resumed by his sister. During the course of the proceedings, the existence of another heir of the deceased person was noted; accordingly, at the last hearing on 26 October 2022, the Court declared the latter's non-appearance and set a hearing for the specification of conclusions on 18 December 2024;
- within the case involved in the action brought before the Court of Rome by Selex SeMa (now Selex Es S.p.A. in liquidation) against the Ministry of the Environment (now the Ministry for Ecological Transition, MITE) in relation to the Sistri contract, on 21 October 2022 an agreement was signed, by which MITE settled paid the amount that was still owed as a variable fee following the conviction referred to in the Court of Rome's judgment dated 20 January 2022 (not appealed against), and Selex Es conversely waived the payment of default interest.

* * * * *

Moreover, given their complexity, their cutting-edge technological content and the nature of the customers, the Group's long-term contracts are sometimes affected by disputes with customers in relation to the compliance of works with customer specifications and product performances. The Group adjusts the estimated contract costs for foreseeable issues, also taking into account the possible developments in the relevant disputes. With regard to contracts in progress affected by uncertainties and issues under discussion with customers, there are:

- by a request for arbitration filed on 25 October 2019, Leonardo S.p.a. and PSC S.p.A. (collectively referred to as "LP" unincorporated joint venture,) initiated arbitration proceedings against Galfar Misnad Engineering & Contracting W.L.L., Salini-Impregilo S.p.A. (now Webuild) and Cimolai S.p.A. (collectively referred to "GSIC" unincorporated joint venture) to seek an order imposing them to pay, among others, the fees that were still unpaid and any additional costs relating to the subcontract that had been entered into between the parties on 22 September 2016, whereby GSIC appointed LP to provide supplies and carry out certain manufacturing operations. These electrical, mechanical and plumbing plant engineering works are included in the general contract, awarded to GSIC, for the design and construction of the Al Bayt Stadium in Al Khor City (Qatar). The regular progress of the subcontracted works was strongly affected by a number of delays not attributable to LP, as well as

by numerous additions and variations to the works that had been initially agreed and the shortcomings of the technical documentation prepared by GSIC. On the other hand, the latter submitted allegations to the contrary, while also charging LP with having caused damage to its organisation.

In this context, on a preliminary basis LP asked the court to order GSIC to pay the remaining instalments of the fees initially envisaged in the subcontract, as well as any and all additional costs incurred for a total of about QAR mil. 1,500 (about €mil. 386 at 31 December 2022). On the other hand, GSIC contested any charges and asked the court, on a counterclaim basis, to order LP to compensate for any damage the latter had allegedly caused, for a total of QAR mil. 721 (about €mil. 186 at 31 December 2022).

From a procedural point of view, the phase for the exhibition of documents between the parties was completed in December 2021 following an initial exchange of briefs and statements (including the Memorial of claim submitted by LP in November 2020 and the subsequent Memorial of defence and counterclaim submitted by GSIC in July 2021. In addition to the hearing held in Doha from 4 to 15 July 2022, the Arbitral Tribunal revised the trial schedule, expecting to issue the final award by July 2023.

23. EMPLOYEE BENEFIT OBLIGATIONS

The classification of employee benefit obligations is affected by the net balance, per each plan, of the plan assets and liabilities. The Group recognised on its balance sheet the liabilities (net of related plan assets) as well as the assets (net of related liabilities), depending on whether the plans are in a deficit or surplus position.

Net assets under defined-benefit plans are classified among other non-current assets (Note 13) and other long-term benefits are classified under other non-current liabilities (Note 24). Below is a breakdown of the net liabilities and assets:

	31 December 2021			31 December 2022		
	Liabilities	Assets	Net	Liabilities	Assets	Net
Severance pay provision	256	-	256	219	-	219
Defined-benefit plans	73	585	(512)	56	215	(159)
Defined contribution plans	33	-	33	40	-	40
	362	585	(223)	315	215	100

The surplus for defined-benefit retirement plans is broken down below:

	31 December 2021	31 December 2022
GBP area	(582)	(213)
Euro area	6	5
USD area	52	41
Other	12	8
	(512)	(159)

The change in defined-benefit plans was mainly due to the plans applicable in the United Kingdom. In particular, the increase in the discount rate reduced liabilities and returns on plan assets were significantly lower than expected.

Below is a breakdown of defined-benefit plans and statistical information regarding the excess (deficit/surplus) of the plans:

	31 December 2021	31 December 2022
Present value of obligations	(3,489)	(2,121)
Fair value of plan assets	4,001	2,280
Plan deficit	512	159
of which, related to:		
- net liabilities	(73)	(56)
- net assets	585	215

Changes in the defined-benefit plans are shown below:

31 December 2021	Present value of obligations	Fair value of plan assets	Net liability (asset) defined benefit plans
<i>Opening balance</i>	3,368	3,560	(192)
Costs of benefits paid	72	(4)	76
Net interest expenses	52	53	(1)
Remeasurement	(124)	178	(302)
<i>Actuarial losses (gains) through equity - demographic assumption</i>	19		19
<i>Actuarial losses (gains) through equity - financial assumptions</i>	(98)		(98)
<i>Actuarial losses (gains) through equity resulting from adjustments based on the experience</i>	(45)		(45)
<i>Expected return on plan assets (no interest)</i>		178	(178)
Curtailements			-
Contributions paid		59	(59)
Contributions from other plan participants	11	11	-
Exchange rate differences	233	254	(21)
Benefits paid	(110)	(110)	-
Other changes	(13)		(13)
Closing balance	3,489	4,001	(512)
of which, related to:			
- net liabilities	252	179	73
- net assets	3,237	3,822	(585)

31 December 2022	Present value of obligations	Fair value of plan assets	Net liability (asset) defined benefit plans
<i>Opening balance</i>	3,489	4,001	(512)
Costs of benefits paid	69	(5)	74
Net interest expenses	68	75	(7)
Remeasurement	(1,307)	(1,623)	316
<i>Actuarial losses (gains) through equity - demographic assumption</i>	(3)		(3)
<i>Actuarial losses (gains) through equity - financial assumptions</i>	(1,394)		(1,394)
<i>Actuarial losses (gains) through equity resulting from adjustments based on the experience</i>	90		90
<i>Expected return on plan assets (no interest)</i>		(1,623)	1,623
Contributions paid		50	(50)
Contributions from other plan participants	11	11	-
Exchange rate differences	(110)	(130)	20
Benefits paid	(99)	(99)	-
Closing balance	2,121	2,280	(159)
of which, related to:			
- net liabilities	205	149	56
- net assets	1,916	2,131	(215)

Changes in severance pay are shown below:

	31 December 2021	31 December 2022
Opening balance	265	256
Costs of benefits paid	1	2
Net interest expenses	1	2
Remeasurement	9	(12)
<i>Actuarial losses (gains) through equity - demographic assumption</i>		
<i>Actuarial losses (gains) through equity - financial assumptions</i>	5	(28)
<i>Actuarial losses (gains) through equity resulting from adjustments based on the experience</i>	4	16
Increase for business combinations	(1)	
Benefits paid	(21)	(29)
Other changes	2	
Closing balance	256	219

The amount recognised in profit or loss on defined-benefit plans (including the severance pay provision) was calculated as follows:

	2021	2022
Current service costs	78	77
Past service costs	(1)	(1)
Costs booked as "personnel expenses "	77	76
Net interest expenses	-	(5)
Costs booked as "financial expenses "	-	(5)
	77	71

The main actuarial assumptions used in the valuation of defined-benefit plans and of the portion of severance pay provision that has maintained the nature of defined-benefit plan are as follows:

	Severance pay provision		Defined-benefit plans	
	31 December 2021	31 December 2022	31 December 2021	31 December 2022
Discount rate (annual)	0.7%	3.7%	1.95% - 2.91%	4.75% - 5.06%
Rate of salary increase	n.a.	n.a.	3.20% - 3.80%	3.20% - 3.65%
Inflation rate	1.4%	2.2%	2.80% - 2.95%	2.95%

The discount rate utilised to discount the defined benefits plans is determined with reference to expected returns of the AA-rated bonds.

The sensitivity analysis for each significant actuarial assumption, which shows the effects on bonds in absolute value, is as follows:

	Severance pay provision				Defined-benefit plans			
	31 December 2021		31 December 2022		31 December 2021		31 December 2022	
	-0.25%	+0.25%	-0.25%	+0.25%	-0.25%	+0.25%	-0.25%	+0.25%
Discount rate (annual)	3	(3)	3	(3)	175	(163)	84	(81)
Inflation rate	(2)	2	(2)	2	(110)	115	(52)	52

The average duration of the severance pay is about 5 years while that of the other defined-benefit plans is 17 years.

The estimate of the contributions to be paid in 2023 related to defined-benefit plans is about €mil. 52.

As regards the strategies of correlation of assets and liabilities in defined-benefit plans, there is the prevalence of investing in diversified assets in order to limit the negative impact, if any, on the total return on the plan assets. Assets of defined-benefit plans include:

	31 December 2021	31 December 2022
Cash and cash equivalents	84	113
Shares and investment funds	994	347
Debt instrument	2,478	1,683
Real properties	14	11
Derivatives	142	(62)
Other	289	188
	4,001	2,280

The item “other” included €mil. 111 (€mil. 166 in 2021) of assets held by insurance companies.

24. OTHER CURRENT AND NON-CURRENT LIABILITIES

	31 December 2021		31 December 2022	
	Non-current	Current	Non-current	Current
Employee obligations (*)	62	468	53	477
Deferred income	80	134	79	184
Amounts due to social security institutions	-	218	-	224
Payables to MED (Law no. 808/85)	165	-	170	-
Payables to MED for royalties (Law no. 808/85)	220	16	185	45
Indirect tax liabilities	-	106	-	124
Derivatives	-	161	-	296
Other liabilities	404	454	374	413
Other payables to related parties (Note 36)	-	12	-	47
	931	1,569	861	1,810

(*) Non-current item includes other employee benefits related to seniority bonuses.

The payables to the Ministry for Economic Development (MED) under Law 808/1985 relate to monopoly costs accrued on national security and similar projects, as well as payables for grants received from MED for the development of programmes not related to national security and similar projects eligible for benefits under Law 808/1985.

“Other liabilities” include, in particular, the non-current payable due to Bell Helicopter amounting to €mil. 268 (€mil. 252 at 31 December 2021), deriving from the acquisition of 100% of the AW609 programme. This amount also includes the reasonably estimated potential consideration due to Bell Helicopter based on the commercial performance of the programme.

25. TRADE PAYABLES

	31 December 2021	31 December 2022
Suppliers	3,025	2,737
Trade payables to related parties (Note 36)	347	317
	3,372	3,054

26. GUARANTEES

The Group has existing guarantee for €mil. 13,615 (€mil. 13,466 at 31 December 2021). The item mainly includes guarantees given to third parties, banks and insurance companies as well as commitments in favor of lenders, tax authorities and customers.

27. REVENUES

	2021	2022
Revenues from contract with customers	12,115	12,158
Change in contract assets	202	368
Revenues from related parties (Note 36)	1,818	2,187
	14,135	14,713

The breakdown by geographical area and business sector is reported in Note 8. The breakdown of revenue by timing is reported below:

	2021	2022
Revenues at point in time	2,433	2,342
Revenues over time	11,702	12,371
	14,135	14,713

28. OTHER OPERATING INCOME (EXPENSES)

	2021			2022		
	Income	Expenses	Net	Income	Expenses	Net
Grants for research and development costs (*)	30	-	30	28	-	28
Other operating grants	38	-	38	34	-	34
Reversals (accruals) to provisions for risks	332	(350)	(18)	432	(604)	(172)
Exchange rate difference on operating items	138	(150)	(12)	185	(179)	6
Indirect taxes	-	(36)	(36)	-	(38)	(38)
Other operating income (expenses)	30	(90)	(60)	92	(57)	35
Other operating income (expenses) from/to related parties (Note 36)	5	-	5	4	-	4
	573	(626)	(53)	775	(878)	(103)

(*) To which must be added "Non-current and deferred receivables for measures pending under Law 808/1985" (Note 13 and Note 18) equal to €mil. 5 (€mil. 50 at 31 December 2021, including current and non-current portions) and assessments for "Non-recurring costs for measures pending under Law 808/1985" (Note 13) equal to €mil. 15 (not reported at 31 December 2021).

29. PURCHASES AND PERSONNEL EXPENSES

	2021	2022
Purchase of materials from third parties	4,286	4,544
Change in inventories of raw materials	78	(48)
Costs for purchases from related parties (Note 36)	812	1,057
Purchases	5,176	5,553
Services rendered by third parties	3,624	3,434
Costs of leases of low value and short term	62	67
Royalties	23	25
Services rendered by related parties (Note 36)	322	421
Services	4,031	3,947
Wages and salaries	2,838	3,043
Social security contributions	553	584
Costs related to defined-contribution plans	135	151
Costs related to severance pay provision and other defined-benefit plans (Note 23)	77	76
Employee disputes	-	(5)
Restructuring costs - net	88	118
Other personnel expenses	148	149
Personnel expenses	3,839	4,116
Change in finished goods, work in progress and semi-finished products	81	(164)
Internal work capitalised	(357)	(298)
Total purchases and personnel expenses	12,770	13,154

Net restructuring costs for the year include the estimated charges arising from the early retirement measures under Article 4 of Law 92/2012, preliminarily quantified at €mil. 100, signed in December 2022 with the national trade unions and involving up to a maximum of no. 400 employees in the Corporate and Staff functions of Leonardo S.p.a., Leonardo Global Solutions and Leonardo Logistics and up to a maximum of no. 45 executives. The data for the comparative period had been impacted by the measures put in place for the early retirement of the Aerostructures Division workforce.

The exact and average workforce at period-end showed, compared to 2021, an increase distributed among all the sectors: Helicopters (by no. 310 units and no. 103 units, respectively), Defense and Security Electronics (by no. 427 units and no. 223 units respectively, impacted by the changes in the scope of consolidation due to the Rada transaction and the sales of the GES business), Aircraft (by no. 148 units and no. 228 units, respectively) and Other Leonardo (by no. 429 units and no. 238 units, respectively); partially offset by exits in the Aerostructures sector relating to the early retirement scheme put in place in 2021 (by no. 335 units and no. 262 units, respectively).

Below is the breakdown of workforce by category:

	Average Workforce			Total Workforce		
	31 December 2021	31 December 2022	Change	31 December 2021	31 December 2022	Change
Senior managers (*)	1,216	1,218	2	1,219	1,274	55
Middle managers	6,103	6,216	113	6,243	6,512	269
Clerical employees	28,649	29,294	645	29,413	30,302	889
Manual labourers (**)	13,647	13,417	(230)	13,538	13,304	(234)
	49,615	50,145	530	50,413	51,392	979

(*) Includes pilots

(**) Includes senior manual labours

30. AMORTISATION, DEPRECIATION AND FINANCIAL ASSETS VALUE ADJUSTMENTS

	2021	2022
Amortisation of intangible assets	150	187
<i>Development costs</i>	33	39
<i>Non-recurring income</i>	45	64
<i>Acquired through business combinations</i>	22	24
<i>Concessions, licences and trademarks</i>	19	23
<i>Other intangible assets</i>	31	37
Depreciation of property, plant and equipment and investment properties	247	272
Depreciation of rights of use	88	92
Impairment of other assets	42	20
financial assets value adjustments	(2)	56
	525	627

The increase in value adjustments to financial assets mainly related to the write-down of the exposure to the countries involved in the conflict between Russia and Ukraine, equal to about €mil. 36, as well as to the measurements made by the Group on a periodical basis in order to assess the recoverability of these assets, in accordance with the provisions governing impairment under IFRS 9.

31. FINANCIAL INCOME AND EXPENSES

Below is a breakdown of financial income and expense:

	2021			2022		
	Income	Expenses	Net	Income	Expenses	Net
Interest	1	(118)	(117)	5	(96)	(91)
Interest on lease liabilities	-	(19)	(19)	-	(20)	(20)
Premiums received (paid) on IRS	-	(4)	(4)	-	(4)	(4)
Commissions on borrowings	-	(17)	(17)	-	(9)	(9)
Other commissions	-	(2)	(2)	-	(2)	(2)
Fair value gains (losses) through profit or loss	21	(27)	(6)	26	(7)	19
Premiums received (paid) on forwards	38	(34)	4	36	(58)	(22)
Exchange rate differences	54	(49)	5	47	(48)	(1)
Interest cost on defined-benefit plans (Note 23)	-	-	-	-	5	5
Financial income (expenses) - related parties (Note 36)	1	(4)	(3)	1	(9)	(8)
Other financial income and expenses	22	(35)	(13)	277	(132)	145
	137	(309)	(172)	392	(380)	12

The trend in financial income and expenses was heavily affected by the capital gains posted on the above-mentioned sales of the GES business and of the AAC investment on the part of subsidiary Leonardo DRS, net of charges associated with the make-whole transaction on the remaining bond issues.

More specifically:

- net interest benefits from the repayment of the bond issue, which took place in January 2022. The item includes €mil. 68 (€mil. 98 in 2021) related to interest on bonds;
- the expenses arising from the application of fair value break down as follows:

	2021			2022		
	Income	Expenses	Net	Income	Expenses	Net
Exchange rate swap	-	-	-	1	-	1
Interest rate swaps	1	-	1	-	-	-
Ineffective portion of hedging swap	20	(27)	(7)	25	(7)	18
	21	(27)	(6)	26	(7)	19

- other net financial expenses include the capital gains posted on the sales of Leonardo DRS's GES business and ACC investment (€mil. 235), partially offset by the charges associated with the buy-back transaction with make-whole on the remaining USD-denominated bond issues illustrated in "Financial transactions" (€mil. 70).

32. INCOME TAXES

Income taxes can be broken down as follows:

	2021	2022
IRES (corporate income tax)	12	(18)
IRAP (reg. tax on production)	(15)	(34)
Other income taxes (foreign)	(90)	(117)
Tax related to previous periods	5	14
Provisions for tax disputes	13	7
Deferred tax - net	(91)	97
	(166)	(51)

The table below shows the analysis of the tax rate compared to the rate of 24%:

	2021	2022
Profit (loss) before income taxes	753	983
Theoretical tax rate (Ires) %	24%	24%
Theoretical taxes	(181)	(236)
Changes increasing (decreasing):		
effect of companies valued at equity	40	38
IRAP effect of Italian companies	(24)	(20)
taxation effect of foreign companies	13	76
effect of use/accrual of tax losses	-	86
foreign tax effect of Italian companies	(5)	(5)
effect of taxation of intra-group dividends	(1)	(3)
other movements	(8)	13
Total changes increasing (decreasing)	15	185
Effective taxes	(166)	(51)

Deferred taxes and related receivables and payables at 31 December 2022 were the result of the following temporary differences. In this regard, we point out that part of the deferred tax assets relates to tax losses valued on the basis of the taxable income envisaged in the companies' plans, in particular an amount of €mil. 60 is related to the tax consolidation mechanism (about €mil. 367 of unrecognised losses).

	2021	2022
Deferred tax assets on tax losses	(28)	(6)
Property, plant and equipment and intangible assets	40	(10)
Financial assets and liabilities	-	1
Severance and retirement benefits	5	4
Provision for risks and impairment	(56)	55
Effect of change in tax rate	(8)	(1)
Other	(44)	54
Deferred taxes recognised through profit or loss	(91)	97

	31 December 2021			31 December 2022		
	Balance sheet			Balance sheet		
	Assets	Liabilities	Net	Assets	Liabilities	Net
Deferred tax assets on tax losses	143	-	143	141	-	141
Property, plant and equipment and intangible assets	78	117	(39)	79	129	(50)
Severance and retirement benefits	14	28	(14)	17	27	(10)
Financial assets and liabilities	2	-	2	3	-	3
Provision for risks and impairment	568	-	568	623	-	623
Other	180	60	120	212	40	172
Offsetting	(2)	(2)	-	(14)	(14)	-
Deferred taxes recognised through balance sheet	983	203	780	1,061	182	879
Cash-flow hedge derivatives	20	6	14	39	19	20
On actuarial gains and losses	32	131	(99)	33	45	(12)
Deferred taxes recognised through equity	52	137	(85)	72	64	8
	1,035	340	695	1,133	246	887

33. ASSETS HELD FOR SALE AND DISCONTINUED OPERATIONS

Assets and liabilities classified as held for sale are mainly represented by the ATM business unit of Selex ES Inc, for which the completion of the sale is expected for the first half year of 2023. Assets also include the

fixed assets owned by Leonardo Global Solutions held for disposal (€mil. 1 at 31 December 2022 and €mil. 17 at 31 December 2021).

Below is the breakdown of reclassified assets and liabilities:

	31 December 2021	31 December 2022
Non-current assets	17	16
Current assets	-	21
Assets held for sale	17	37
Non-current liabilities	-	4
Current liabilities	-	8
Liabilities associated with assets held for sale	-	12

There was no impact on the income statement deriving from discontinued operations during 2022 and 2021.

34. EARNING PER SHARE

Earnings (Losses) per share (hereinafter “earnings per share” or “EPS”) are calculated as follows:

- for basic EPS, by dividing net profit attributable to holders of ordinary shares by the average number of ordinary shares for the period less treasury shares;
- for diluted EPS, by dividing net profit by the average number of ordinary shares and the average number of ordinary shares potentially deriving from the exercise of all the option rights for stock-option plans less treasury shares.

	2021	2022
Average shares outstanding during the reporting period (in thousands)	575,229	575,307
Earnings for the period (excluding non-controlling interests) (€ millions)	586	927
Earnings from continuing operations (excluding non-controlling interests) (€ millions)	586	927
Earnings from discontinued operations (excluding non-controlling interests) (€ millions)	-	-
<i>Basic and Diluted EPS (€)</i>	1.019	1.611
<i>Basic and Diluted EPS from continuing operations (€)</i>	<i>1.019</i>	<i>1.611</i>
<i>Basic and Diluted EPS from discontinued operations (€)</i>	<i>n.a</i>	<i>n.a</i>

Basic EPS, as that relating to the comparative period, was equal to diluted earnings per share, since there are no dilutive elements.

35. CASH FLOWS FROM OPERATING AND INVESTING ACTIVITIES

	2021	2022
Net result	587	932
Amortisation, depreciation and financial assets value adjustments	525	627
Share of profits/(losses) of equity-accounted investees	(138)	(142)
Income taxes	166	51
Cost of Severance pay provision and other defined-benefit plans	77	76
Net financial expenses /(income)	172	(12)
Net allocations to the provisions for risks and inventory write-downs	169	350
Profit from Discontinued Operations	-	-
Other non-monetary items	65	1
	1,623	1,883

Costs for severance pay provision and other defined-benefit plans include the portion of costs relating to defined-benefit pension plans that is recognised as a personnel expense (the portion of costs relating to interest is carried among net financial expense).

The changes in working capital, net of the effects of the acquisition and sale of consolidated companies and foreign currency translation differences, are as follows:

	2021	2022
Inventories	488	207
Contract assets and liabilities	(506)	144
Trade receivables and payables	(625)	(590)
	(643)	(239)

The changes in other operating assets and liabilities, net of the effects of the acquisition and sale of consolidated companies and foreign currency translation differences, are as follows:

	2021	2022
Payment of pension plans	(80)	(79)
Changes in provisions for risks and other operating items	78	(186)
	(2)	(265)

Changes in other investing or disinvesting activities include dividends received and the effects of acquisitions and sales of equity investments and are broken down as follows:

	2021	2022
Strategic transactions	(19)	(172)
Dividends received	63	133
Change of other investing or disinvesting activities	11	(6)
	55	(45)

The net outlay of €mil. 172 of transactions on equity investments that for their nature or significance qualify as “strategic investments” relate for €mil. 616 to the acquisition of Hensoldt, partially offset for €mil. 444 from the sale of GES and AAC.

36. RELATED PARTY TRANSACTIONS

Related party transactions are carried out at arm’s length, as is settlement of the interest-bearing receivables and payables when not governed by specific contractual conditions. The relevant financial statements amounts are shown below. The statement of cash flows presents the impact of related party transactions on cash flows.

Consolidated Financial Statements at 31 December 2022

RECEIVABLES at 31 December 2021	Non-current loans and receivables	Other non-current receivables	Current loans and receivables	Trade receivables	Other current receivables	Total
<u>Associates</u>						
NH Industries SAS				192		192
Eurofighter Jagdflugzeug GmbH				119		119
AgustaWestland Aviation Services LLC				17		17
Advanced Air Traffic Systems SDH BHD				12		12
Iveco - Oto Melara Scarl				11		11
Other with unit amount lower than €mil. 10	1		5	23		29
<u>Joint Venture</u>						
Thales Alenia Space SAS			37	7		44
Orizzonte - Sistemi Navali SpA				39		39
Joint Stock Company Heli vert				23		23
GIE ATR				23		23
MBDA SAS				19		19
Telespazio S.p.A.	12		1	4	5	22
Other with unit amount lower than €mil. 10				8	1	9
<u>Consortiums</u>						
Other with unit amount lower than €mil. 10			2	10		12
<u>Companies subject to the control or considerable influence of the MEF</u>						
Cassa Depositi e Prestiti SpA				69		69
Ferrovie dello Stato Italiane SpA				31		31
ENAV SpA				14		14
Other with unit amount lower than €mil. 10				19		19
Total	13	-	45	640	6	704
% against total for the period	92.9%	n.a.	73.8%	20.0%	3.8%	

RECEIVABLES at 31 December 2022	Non-current loans and receivables	Other non-current receivables	Current loans and receivables	Trade receivables	Other current receivables	Total
<u>Associates</u>						
NH Industries SAS				186		186
Eurofighter Jagdflugzeug GmbH				99		99
Iveco - Oto Melara Scarl				51		51
Hensoldt AG				15		15
Macchi Hurel Dubois SAS				15		15
AgustaWestland Aviation Services LLC				12		12
Other with unit amount lower than €mil. 10			11	32		43
<u>Joint Venture</u>						
Thales Alenia Space SAS			40	10		50
MBDA SAS				33		33
GIE ATR				29		29
Orizzonte - Sistemi Navali SpA				21		21
Other with unit amount lower than €mil. 10	8		3	12	2	25
<u>Consortiums</u>						
Other with unit amount lower than €mil. 10			2	11		13
<u>Companies subject to the control or considerable influence of the MEF</u>						
Ministero dell'economia				85		85
Cassa Depositi e Prestiti SpA				71		71
Other with unit amount lower than €mil. 10	5			38	1	44
Total	13	-	56	720	3	792
% against total for the period	100.0%	n.a.	53.3%	21.6%	1.8%	

(*) Consortiums over which the Group exercises considerable influence or which are subject to joint control.

Consolidated Financial Statements at 31 December 2022

PAYABLES at 31 December 2021	Non-current loans and borrowings	Other non-current borrowings	Current loans and borrowings	Trade payables	Other current payables	Total	Guarantees
<u>Associates</u>							
NH Industries SAS				93		93	
Eurofighter Jagdflugzeug GmbH			37	40		77	
Gulf System Logistic Services Company WLL				24		24	
Elettronica SpA				14		14	
Leonardo Helicopters Algerie			20			20	
Other with unit amount lower than €mil. 10			1	7	4	12	
<u>Joint Venture</u>							
MBDA SAS			664	56		720	8
Telespazio SpA			31	2	2	35	152
GIE ATR				57	2	59	
Rotorsim Srl				18		18	
Other with unit amount lower than €mil. 10						-	
				12	1	13	
<u>Consortiums</u>							
Other with unit amount lower than €mil. 10				3		3	
<u>Companies subject to the control or considerable influence of the MEF</u>							
Cassa Depositi e Prestiti SpA	100			1	3	104	
Enel SpA				14		14	
Other with unit amount lower than €mil. 10			3	6		9	414
Total	100	-	756	347	12	1,215	574
% against total for the period	2.4%	n.a.	48.5%	10.3%	0.9%		

PAYABLES at 31 December 2022	Non-current loans and borrowings	Other non-current borrowings	Current loans and borrowings	Trade payables	Other current payables	Total	Guarantees
<u>Associates</u>							
NH Industries SAS				91		91	
Eurofighter Jagdflugzeug GmbH			85	60		145	
Gulf System Logistic Services Company WLL				28		28	
Elettronica SpA				24		24	
Hensoldt AG				11		11	
Leonardo Helicopters Algerie			20			20	
Other with unit amount lower than €mil. 10			2	7	4	13	
<u>Joint Venture</u>							
MBDA SAS			713	38		751	8
Telespazio SpA			41	2	2	45	100
GIE ATR				19	39	58	
Other with unit amount lower than €mil. 10				15		15	
<u>Consortiums</u>							
Other with unit amount lower than €mil. 10				4		4	
<u>Companies subject to the control or considerable influence of the MEF</u>							
Cassa Depositi e Prestiti SpA	100			1	1	102	
Enel SpA				12		12	
Other with unit amount lower than €mil. 10			1	5	1	7	208
Total	100	-	862	317	47	1,326	316
% against total for the period	2.8%	n.a.	79.7%	10.4%	3.5%		

(*) Consortiums over which the Group exercises considerable influence or which are subject to joint control.

Trade receivables are commented on later, along with revenue from related parties.

Current loans and receivables and other current payables to related parties mainly refer to receivables and payables from/to joint ventures and payables for subscribed capital unpaid to be paid towards Leonardo Helicopters Algeria for €mil. 20.

The financial exposure to Cassa Depositi e Prestiti (€mil. 100) relates to the loan taken out in 2020 in support of investments in R&D and innovation set out in the Industrial Plan.

Current loans and borrowings from related parties include in particular the amount of €mil. 713 (€mil. 664 at 31 December 2021) due by Group companies to the joint venture MBDA and payables of €mil. 85 (€mil. 37 at 31 December 2021), to Eurofighter, 21% owned. As regards the latter, under a cash pooling agreement its surplus cash and cash equivalents are distributed among the partners.

Consolidated Financial Statements at 31 December 2022

**Income statement
transactions at 31
December 2021**

	Revenue	Other operating income	Costs	Other operating costs	Financial income	Financial expenses
<u>Associates</u>						
Eurofighter Jagdflugzeug GmbH	584		607			
NH Industries SAS	373		151			
Gulf System Logistic Services Company WLL				71		
Iveco-Oto Melara Scarl	71		2			
Macchi Hurel Dubois SAS	29					
AgustaWestland Aviation Services LLC	15		2			
Elettronica SpA	2		50			
Other with unit amount lower than €mil. 10	31		18			1
<u>Joint Venture</u>						
GIE ATR	80		8			
MBDA SAS	79		104			2
Thales Alenia Space SAS	52		2			
Joint Stock Company Heli vert	15	2				
Orizzonte - Sistemi Navali SpA	105					
Rotorsim Srl	1	2	17			
Other with unit amount lower than €mil. 10	6		8		1	
<u>Consortiums</u>						
Consorzio Protezioni Balistiche Italia	14					
Other with unit amount lower than €mil. 10	9		5			
<u>Companies subject to the control or considerable influence of the MEF</u>						
Cassa Depositi e Prestiti SpA	261		2			1
Ferrovie dello Stato Italiane SpA	11					
Panavia Aircraft GmbH	10					
Poste Italiane SpA	23					
ENAV SpA	20		1			
Enel SpA	10		84			
Other with unit amount lower than €mil. 10	17	1	2			
Total	1,818	5	1,134	-	1	4
% against total for the period	12.9%	0.9%	8.9%	n.a.	0.7%	1.3%

Income statement transactions at 31 December 2022	Revenue	Other operating income	Costs	Other operating costs	Financial income	Financial expenses
<u>Associates</u>						
Eurofighter Jagdflugzeug GmbH	694		495			
NH Industries SAS	388		423			
Iveco-Oto Melara Scarl	116		2			
Macchi Hurel Dubois SAS	41					
Hensoldt AG	35		172			
Gulf System Logistic Services Company WLL				99		
AgustaWestland Aviation Services LLC	22			2		
Euromids SAS	18			3		
Elettronica SpA	2			72		
Other with unit amount lower than €mil. 10	27		15			1
<u>Joint Venture</u>						
Orizzonte - Sistemi Navali SpA	147			1		
GIE ATR	117			12		
MBDA SAS	98			87		7
Thales Alenia Space SAS	63			2		
Rotorsim Srl	2	2		18		
Other with unit amount lower than €mil. 10	9	2		5	1	
<u>Consortiums</u>						
Cons. G.e.i.e. EuroTorp	10			1		
Consorzio Protezioni Balistiche Italia	16					
Other with unit amount lower than €mil. 10	2			2		
<u>Companies subject to the control or considerable influence of the MEF</u>						
Cassa Depositi e Prestiti SpA	221			2		
Ministero dell'economia	42					
Panavia Aircraft GmbH	38					
ENAV SpA	21			1		
Poste Italiane SpA	20					
SOGEL - Società generale di informatica SPA	14					
ENEL SpA	11			63		
Other with unit amount lower than €mil. 10	13			1		1
Total	2,187	4	1,478	-	1	9
% against total for the period	14.9%	0.5%	11.2%	n.a.	0.3%	2.4%

(*) Consortiums over which the Group exercises considerable influence or which are subject to joint control.

The most significant trade receivables and revenues, in addition to those from joint ventures, are related to companies and consortia:

- Eurofighter Jagdflugzeug GmbH in the scope of the EFA Kuwait aeronautical programme;
- NH Industries in the scope of the NH90 helicopter programme;
- Iveco - Oto Melara for production and post-sales assistance on defence and security ground vehicles;
- Trade receivables from Macchi Hurel Dubois for the sale of nacelles, which returned to exceed €mil. 10, due to the recovery in the civil aviation sector;
- Subsidiaries or companies subject to significant influence on the part of the Ministry of Economy and Finance, including relations with Ferrovie dello Stato for the supply of ETR 700 trains and the revamping of coaches, whose values for 2022 were lower than €mil. 10, with CDP for supplies to subsidiary Fincantieri and with ENAV for the supply of systems and software components for flight assistance.

Costs related to those to Joint Ventures, as well as to companies:

- Eurofighter Jagdflugzeug GmbH and Gulf System Logistic Services Company W.L.L. for operations within the EFA/Kuwait programme; the increase in costs to Eurofighter in the comparative period was due to the delivery of major components and spare parts of aircraft intended for the Kuwait customer while the increase in costs to Gulf reflects the invoicing for the completion of infrastructures;
- Elettronica Spa for the support to the fleet of EFA vehicles;
- Subsidiaries or companies subject to significant influence by the Ministry of Economy and Finance, including those to Enel.

37. FINANCIAL RISK MANAGEMENT

The Leonardo Group is exposed to financial risks associated with its operations, specifically related to these types of risks:

- interest-rate risks, related to the Group's financial exposure;
- exchange-rate risks, related to operations in currencies other than the reporting currency;
- liquidity risks, relating to the availability of financial resources and access to the credit market;
- credit risks, resulting from normal commercial transactions or financing activities.

Leonardo carefully and specifically follows each of these financial risks, with the objective of promptly minimising them, even using hedging derivatives.

The sections below provide an analysis, conducted through sensitivity analysis, of the potential impact on the final results deriving from assumed fluctuations in reference parameters. As required by IFRS 7, these analyses are based on simplified scenarios applied to the final results of the reference periods and, by their own nature, they cannot be considered as indicators of the actual effects of future changes in reference parameters with different financial statements and market conditions, and cannot reflect the inter-relations and the complexity of reference markets.

Interest rate risk

The Leonardo Group is exposed to interest rate risk on borrowings. The management of interest rate risk is consistent with the long-standing practice of reducing the risk of fluctuations in interest rates while seeking to minimise related borrowing costs.

In this regard, it should be noted that borrowings at 31 December 2022, equal to €mil. 4,613, included the value of lease liabilities equal to €mil. 570 and payables to related parties.

The amount of fixed-rate borrowings from banking and lending institutions (excluding lease liabilities and loans and borrowings with Group's companies), also through the use of hedging instruments, amounts to about 70%, and, consequently, the floating-rate percentage is around 30%. At the date of these financial statements, the cost of debt came to about 3.0% p.a., with a residual average life of about 3.3 years.

At 31 December 2022, the transactions were the following:

- options for €mil. 200 (CAP at 4.20% and Knock out at 5.60% in relation to the 6-month Euribor interest rate), originally purchased in order to partially cover the bond issue due 2025.
- floating/fixed interest rate swap for €mil. 300 relating to the EIB loan in the same amount, which guarantees a fixed rate of 1.82% on the loan.

The detail of the main outstanding interest-rate swaps is as follows:

	Notional		Underlying (maturity)	Fair value 01.01.2021	Changes			Fair value 31.12.2021
	2020	2021			Income	Expenses	CFH Reserve	
Options	200	200	Bond 2025	(2)	1		(1)	
IRS fixed/floating/fixed	300	300	BEI	(24)		11	(13)	
Total notional	500	500		(26)	1	-	(14)	

	Notional		Underlying (maturity)	Fair value 01.01.2022	Changes			Fair value 31.12.2022
	2021	2022			Income	Expenses	CFH Reserve	
Options	200	200	Bond 2025	(1)	-		(1)	
IRS floating/fixed	300	300	BEI	(13)		43	30	
Total notional	500	500		(14)	-	-	29	

The table below shows the effects of the sensitivity analysis deriving from the 50-basis-point shift in the interest-rate at the reporting date:

Effect of shift of interest rate curve	31 December 2021		31 December 2022	
	Increase of 50 bps	Decrease of 50 bps	Increase of 50 bps	Decrease of 50 bps
Net result		(3)	4	(3)
Equity (*)		3	(2)	1

(*) Defined as sum of earnings and cash-flow hedge reserve

Exchange rate risk

Transaction risk

Due to its commercial operations, the Group's companies are exposed to the risk of fluctuations in the currencies related to those cases in which orders, revenue and costs are expressed in currencies other than the functional one used in the financial statements (specifically, US dollars and, to a lesser extent, the pound sterling).

Exchange rate risk management is governed by the directive in force within the Group. The purpose of the directive is to standardise management criteria based on industrial-not-speculative strategies so as to contain risks within specific limits by carefully and constantly assessing all foreign currency transaction positions. The

methodology adopted calls for the systematic hedging of commercial cash flows resulting from the assumption of contractual commitments that are certain or highly probable as either buyer or seller, thereby ensuring current exchange rates at the date of acquisition of multi-year contracts and neutralising the effects of exchange-rate fluctuations. As a result, contracts for purchases or sales denominated in a currency different from the functional currency are hedged using forward contracts of amounts, maturities, and key parameters that are similar to the underlying position. The Group defines the existence of an economic relationship between the hedging instrument and the hedged item on the basis of the currency, amounts and respective cash flows and assesses whether the derivative designated in each hedging relationship will be and has been effective in offsetting changes in the cash flows of the hedged item. In the event that, due to their nature or following events that entail their ineffectiveness, derivative instruments held in the portfolio should be found to no longer be a hedge, the fair value of the instrument is recognised through profit and loss according to accounting principles. In the event the designation of the instrument as a hedge should continue to be supported, the cash-flow hedge accounting method of recognition is adopted (Note 4.3).

Leonardo carries out these transactions with banks in its own interest and of Group companies.

At 31 December 2022 the Leonardo Group had outstanding foreign exchange transactions totalling €mil. 8,057 (notional amount). Overall, the average EUR/USD dollar exchange rate for hedging purposes is 1.091 on sales and about 1.14 on purchases.

	Notional			Fair value 01.01.2021	Changes			Fair value 31.12.2021	
	Sales	Purchases	Total		Discontinued operation	Income	Expenses		CFH Reserve
Swap and forward transactions	5,807	4,039	9,846	76		20	(27)	(108)	(39)

	Notional			Fair value 01.01.2022	Changes			Fair value 31.12.2022	
	Sales	Purchases	Total		Discontinued operation	Income	Expenses		CFH Reserve
Swap and forward transactions	5,361	2,696	8,057	(39)		26	(7)	(81)	(101)

The table below shows the expected due dates of receipts and payments related to derivative instruments broken down by main currencies:

	31 December 2021				31 December 2022			
	Notional Receipts		Notional Payments		Notional Receipts		Notional Payments	
	USD	GBP	USD	GBP	USD	GBP	USD	GBP
Cash-flow and fair-value hedges								
Within 1 year	1,456	11	716	935	1,581	8	656	1,108
2 to 3 years	1,695	-	532	146	2,240	-	513	56
4 to 9 years	351	-	43	-	252	-	75	15
Total	3,502	11	1,291	1,081	4,073	8	1,244	1,179
Hedging transactions which cannot be classified as hedging transactions								
	752	2	746	2	211	4	211	4
Total transactions	4,254	13	2,037	1,083	4,284	12	1,455	1,183

The table below shows the effects of the sensitivity analysis carried out on the change in the exchange rates of the euro against the US dollar (USD) and the pound sterling (GBP) and, assuming a +/-5% change in the

euro/US dollar exchange rate and the euro/pound sterling exchange rate compared with the reference rates at 31 December 2022 and at 31 December 2021.

	31 December 2021				31 December 2022			
	Effect of change in the €/GBP rate		Effect of change in the €/USD rate		Effect of change in the €/GBP rate		Effect of change in the €/USD rate	
	Increase of 50 bps	Decrease of 50 bps	Increase of 50 bps	Decrease of 50 bps	Increase of 50 bps	Decrease of 50 bps	Increase of 50 bps	Decrease of 50 bps
Net result	(2)	2	(5)	4	(3)	4	3	(4)
Equity (*)	(8)	9	45	(52)	(9)	10	88	(98)

(*) Defined as sum of earnings and cash flow hedge reserve

Translation risk

The Group is exposed to “translation risk”, i.e. the risk that assets, liabilities and results in consolidated companies whose reporting currency is not the euro (mainly USD and GBP) can have different values in euros depending on the performance of exchange rates, which affect the equity reserve named “Translation reserve” (Note 20) and results of operations. It should be noted that Leonardo does not hedge translation risk relating to its own equity investments, the most important of which are in the USA and in the UK.

Leonardo UK Ltd., which is Leonardo’s main equity holding in the UK had a positive net financial position which is transferred to Leonardo through cash pooling arrangements. Leonardo systematically hedges this exposure through exchange-rate derivatives recognised as fair value hedges. As a result, even though the Group has no economic exposure, it is subject to balance-sheet volatility directly impacting the amount of Group net debt, which is affected by the realigning payables/receivables in foreign currency from third parties or, similarly, by the cash effects deriving from the renewal of hedges.

The effects on the equity of the Group, broken down by the main currencies, are reported in Note 20.

Liquidity risk

The Group is exposed to the risk of not being able to finance the prospective requirements deriving from its usual business and investment operations, as well as those connected with the volatility of the relevant markets and with operations linked to commercial contracts for which there is the risk of renegotiation or cancellation. Furthermore, there is the risk of not being able to repay or refinance debts at the expiry dates.

In order to face these risks the Leonardo Group had at its disposal, for financing its operations, at 31 December 2022:

- the cash and cash equivalents of €mil.1,511 generated at 31 December 2022 related to Leonardo S.p.a. (€mil. 1,040) and to Group companies that, for different reasons, do not fall within the scope of the cash pooling system (€mil. 438), in addition to temporarily available cash amounts of the companies falling, directly or indirectly, within the scope of the cash pooling, as well as to deposits made for different reasons;
- an ESG-linked Revolving Credit Facility (RCF), available to Leonardo S.p.a., amounting to €bil. 2.4, comprising a 5-year tranche of €bil. 1.8 expiring in September 2026 and a 3-year tranche of €mil. 600 expiring in September 2024. Both the RCF tranches had been entirely unused at 31 December 2022;
- a Sustainability-Linked loan of €mil. 260 with the European Investment Bank (EIB) (entirely unused at 31 December 2022);
- uncommitted bank credit lines totalling €mil. 810 (entirely unused at 31 December 2022);

- an EMTN (Euro Medium Term Notes) Programme, out of which all the bonds of Leonardo S.p.a. were issued, which are currently in place on the Euromarket and which was still available at 31 December 2022 for a total nominal amount of €mil. 2,400 compared to a total amount of €mil. 4,000 under the programme;
- a Framework Programme for the issuance of Multi-Currency Commercial Paper on the European market, for a maximum amount of €bil. 1, which was entirely unused at 31 December 2022;
- a RCF available to Leonardo DRS amounting to USDmil. 275, which was also entirely unused at 31 December 2022;
- short-term credit lines subject to revocation in US dollars, available to subsidiary Leonardo US Holding LLC and guaranteed by Leonardo S.p.a., for an overall countervalue of €mil. 178, used at 31 December 2022 for an overall countervalue of €mil. 38;
- unconfirmed lines of credit for guarantees for a total amount of €mil. 9,678, of which an amount of €mil. 2,513 was available at 31 December 2022.

Credit risk

The Group is exposed to credit risk, which is defined as the probability of an insolvency with respect to a credit position with commercial and financial counterparties.

Regarding commercial transactions, the most significant programmes are made with public sector contractors or contractors belonging to public institutions, mainly in the Euro area, in the UK, the US and the Middle East. The risks associated with the counterparty, for contracts with countries for which there are no usual commercial relations, are analysed and valued at the time of the offer in order to mitigate insolvency risks, if any. While solvency is guaranteed with public-entity customers, it can entail an extension of the collection times than for other business sectors, creating outstanding credit positions and the subsequent need, in some cases, for transactions to convert the receivables into cash. When requested to do so, the Group hedges against potential defaults of its customers by entering into insurance policies with leading Export Credit Agencies (ECAs) internationally and with major Italian agencies (e.g. SACE).

The types of contracts entered into by the Group often provide for sizeable retention money possibly withheld by customers, as well as back-to-back clauses in case of sub-supplies. All this may inherently extend the times for collection of outstanding receivables.

Furthermore, the Group operates in markets which are or have been recently affected by geopolitical or financial tensions. In particular, with reference to the situation at 31 December 2022, we note the following relations with countries exposed to credit risk according to the international institutions (SACE):

€mil.	Zambia	Turkey	Pakistan	Turkmenistan	Angola	Other	Total
Asset	-	113	73	13	109	43	351
Liabilities	(12)	(137)	(35)	(1)	(126)	(60)	(371)
Net exposure	(12)	(24)	38	12	(17)	(17)	(20)

As at 31 December 2022, the countries identified by SACE as countries at risk also included Russia and Ukraine to which - as indicated in Note 7 to which reference should be made - the Group has no balance sheet exposures.

Finally, the receivables related to certain existing contracts, might not be paid, renegotiated or written off.

The table below summarises trade receivables, with most of the balance claimed, as indicated, from public-sector contractors or contractors belonging to public institutions:

(€ billions)	31 December 2021	31 December 2022
Portion due	1.2	1.0
- of which: for more than 12 months	0.4	0.3
Portion not yet due	2.0	2.3
Total trade receivables	3.2	3.3

A part of the portion due is offset by a liability, in relation to payable items or provisions for risks on any net excesses.

Loans and receivables, amounting to €mil. 118 (€mil. 75 at 31 December 2021) include €mil. 13 (€mil. 14 at 31 December 2021) classified as “non-current” and consequently excluded from the net financial position. Loans and receivables are broken down in the table below:

	31 December 2021	31 December 2022
Loans and receivables from related parties	13	13
Other loans and receivables	1	-
Non-current loans and receivables	14	13
Loans and receivables from related parties	45	56
Other loans and receivables	16	49
Current loans and receivables	61	105
Total loans and receivables	75	118

Both the main trade and financial receivables are impaired based on their probability of default or individually in case of particular situations. Vice versa, for receivables that are not impaired individually, impairment provisions are accrued, using historical series, statistical data and probability of default on an aggregate basis also supported by qualitative analyses.

During the year, receivables were assigned without recourse for a total volume of €mil. 404 (€mil. 747 in 2021). The amount of the assignments is lower than the previous year's figure as a result of the further streamlining of working capital management processes, which enabled, despite the continuation of emergency situations of various kinds, to further improve the dynamics underlying the realisation of collection flows.

Classification of financial assets and liabilities

The table below shows the fair value hierarchy for the financial assets and liabilities of the Group measured at fair value. The fair value of derivatives (classified under other current assets and liabilities) and of current securities is determined on the basis of measurement techniques which consider directly observable market inputs (the so-called “Level 2”). The fair value of the earn-out linked to the acquisition of Kopter was determined on the basis of measurement techniques which do not consider directly observable market inputs (the so-called “Level 3”), by discounting back the estimate of the variable amounts payable on the basis of the commercial performance of the programme.

	31 December 2021			31 December 2022		
	Level 2	Level 3	Total	Level 2	Level 3	Total
Other non-current assets	-	-	-	-	-	-
Other current assets	108	-	108	224	-	224
Other non-current liabilities	-	17	17	-	17	17
Other current liabilities	161	-	161	296	-	296

The total fair value of pension plan assets amounted to €mil. 2,280 (€mil. 4,001 at 31 December 2021), classified under non-current assets and deducted from Employee benefits.

38. REMUNERATION TO KEY MANAGEMENT PERSONNEL

Remuneration paid to persons who have strategic power and responsibility of Leonardo S.p.a. amounted to €mil. 12 (€mil. 10 at 31 December 2021).

Remuneration paid to Directors, excluding managers with strategic responsibility, amounted to €mil. 2 (€mil. 2 in 2021). This figure includes fees and other compensation, pensions and other benefits, including the portion borne by the Company.

39. INFORMATION ON THE IMPACT OF CLIMATE CHANGE

Leonardo is committed to reducing climate altering emissions, mitigating the risks associated with climate change and promoting the transition to a low-carbon economy, above all through research and the implementation of innovative solutions. The decarbonization strategy aims not only to reduce emissions related to industrial processes (operations) but also those generated by suppliers and customers through the use of Leonardo's products and services (Scope 3 emissions).

In the development of products and services, Leonardo uses materials, processes, and technologies that limit energy consumption and help reduce greenhouse gas emissions. In fact, Leonardo makes aircraft that consume less fossil fuel through the use of lighter materials and have lower energy requirements, virtual training systems that reduce real flight hours, and air, urban, and maritime traffic optimization systems that make aviation and transport more environmentally sustainable. Leonardo also participates in the research and development of advanced low-impact solutions promoted by major national and European initiatives, benefiting from both risk sharing and reduced research costs and time to market, including Clean Aviation and Sesar 3.

At the same time, Leonardo has launched specific training and support programmes for sustainability planning and reporting for suppliers in order to accelerate the path to decarbonization along the entire supply chain.

In order to reduce emissions from its operations, Leonardo has launched initiatives, including the investment programme for energy self-production from renewable sources (photovoltaics), the extension of LED lighting, the upgrading of buildings to increase their eco-efficiency, modifications to the production process to replace SF6 greenhouse gases, and the LPS programme that provides a management model for improving efficiency of operations.

In order to highlight the commitment to decarbonization, in November 2022 Leonardo presented its commitment to the Science Based Target initiative (SBTi). SBTi supports companies in their decarbonization ambition by providing tools, guidance and criteria for setting targets that are in line with the goal of limiting

temperature increase to 1.5°C, as defined by the 2015 Paris Agreements. Setting targets according to the SBTi methodology will ensure that it bases its decarbonization ambition on a scientific basis and expands its commitment to carbon footprint reduction to include indirect Scope 3 emissions.

The above initiatives are integrated into the Group's business plan. For further details, please refer to the Report on Operations (sections "Planet" and "Prosperity" and "Governance").

As previously point out, the Group's business plans have been prepared considering, in addition to further investments linked to the search for innovative solutions in the field of sustainable business, also the prospective aspects and impacts linked to climate change.

Based on the above the Group does not expect any significant financial impact.

40. SHARE-BASED PAYMENTS

In order to implement an incentive and retention system for the Group's employees and associates, starting from 2015 Leonardo adopted incentive plans which provide for the assignment of Leonardo shares, subject to assessing the attainment of pre-set business targets. These shares will be awarded to the beneficiaries at the end of the vesting period, provided that they have met the condition of being still employed with the company. The cost recognised in the income statement for the share incentive plans amounted in 2022 to €mil. 10 (€mil. 9 in 2021).

With specific regard to the current Long-Term Incentive Plans, the fair value used to measure the portion linked to the performance indicators (Group Net Debt, ROS and starting from the three-year cycle 2021-2023 the Sustainability indicators) was equal to €11.04 (value of Leonardo shares at the grant date of 31 July 2019) with reference to the three-year cycle 2019-2021, € 5.41 (value of Leonardo shares at the grant date of 31 July 2020) with reference to the three-year cycle 2020-2022, € 6.788 (value of Leonardo shares at the grant date of 31 July 2021) with reference to the three-year cycle 2021-2023 and € 9.15 (value of Leonardo shares at the grant date of 31 July 2022) with reference to the three-year cycle 2022-2024.

Vice versa, the award of the remaining of the shares depends upon market conditions which affect the determination of the fair value ("adjusted fair value"). The adjusted fair value, calculated using the "Monte Carlo" method in order to simulate the possible performance of the stock and of the other companies within the basket, was equal to €6.72 with reference to the three-year cycle 2019-2021, €1.73 with reference to the three-year cycle 2020-2022, €3.7 with reference to the three-year cycle 2021-2023 and €6.4 with reference to the three-year cycle 2022-2024.

The input data used to calculate the adjusted fair value were:

- the stock price at the grant date;
- the average share price in the three months preceding the performance period;
- the risk-free interest rate based on the zero-coupon yield curve in 36 months;
- the expected volatility of the price of Leonardo shares and of the shares of the other companies within the basket based on time series in the 36 months prior to the grant date;
- correlation coefficients between Leonardo and the other companies within the basket on the basis of logarithms of the daily performance of the stocks in the 36 months prior to the grant date;
- dividend distribution forecasts on a historical basis.

During 2022 no shares were awarded under the long-term incentive plan (no. 133,560 shares in 2021).

For the Board of Directors

The Chairman

(Luciano Carta)

ATTACHMENTS

Attachment: Disclosure ex-lege 124/2017

In accordance with the provisions of Article 1, paragraphs 125-126, of Law 124 of 4 August 2017, information on grants received from public administrations and granted by the Group is provided below.

Grants received

Worth noting are the provisions of Law no. 124/2017 imposing disclosure obligations on those entities carrying out the activity referred to in article 2195 of the Italian Civil Code in relation to sums which are not of a general nature and do not consist of fees, remuneration or compensation received from public administrations or similar entities.

Excluded from such scope are any grant consisting of a consideration for the Group's services and any grant deriving from bilateral financial relationships, which are peculiar to the Group's business, as well as any general measure that falls within the broader general structure of the reference system defined by the State (among others, Law 237/1993, Law 297/1999, Development Contracts and Regional Operational Programme, Law 808/1985, Regional Laws and National Operational Programmes), the effects of which are described in the notes to the Consolidated Financial Statements, based on the accounting standards adopted in the preparation of said accounts that can be used by all sector businesses, as well as grants received for continuing professional development from interprofessional funds.

The Group has not received grants falling within the framework of those referred to in article 1, para. 125, of Law 124/2017.

It should also be noted that the transparency of State aid for which there is a publication obligation is protected by their publication in the National Register of State Aids referred to in Article no. 52 of Law 234 of 24 December 2012.

Grants disbursed

As a publicly traded company, Leonardo S.p.A. is not subject to the obligations under Article 1, para. 126, in accordance with Article 2-*bis*, para. 2, letter *b*) of Legislative Decree 33/2013.

There are no grants disbursed by Leonardo S.p.A. and its Italian subsidiaries in the form of donations or disbursements that do not consist of a consideration for services received, not even in the form of a return in terms of image.

Attachment: scope of consolidation

Consolidated Financial Statements at 31 December 2022

List of companies consolidated on a line-by-line basis (amounts in currency)

N.	Company name	Registered office	Participating company	Currency	Share capital	% Group ownership		% Group shareholding
						Direct	Indirect	
1	3083683 NOVA SCOTIA LIMITED	Halifax, Nova Scotia (Canada)	ENGINEERED SUPPORT SYSTEMS INC	CAD	-	100		80.90
2	AGUSTAWESTLAND INDIA PRIVATE LTD (IN LIQ.)	New Delhi (India)	AGUSTAWESTLAND SPA AGUSTAWESTLAND LTD	INR	11,519,450	100		100
3	AGUSTAWESTLAND INTERNATIONAL LTD	Yeovil, Somerset (UK)	AGUSTAWESTLAND SPA AGUSTAWESTLAND LTD	GBP	511,000	100		100
4	AGUSTAWESTLAND LTD	Yeovil, Somerset (UK)	LEONARDO UK LTD	GBP	1,520,304	100		100
5	AGUSTAWESTLAND PHILADELPHIA CO	Wilmington, Delaware (USA)	LEONARDO US CORPORATION	USD	20,000,000	100		100
6	AGUSTAWESTLAND SPA	Rome	LEONARDO PARTECIPAZIONI SPA	EUR	120,000	100		100
7	ALEA SRL	Polcenigo (Pordenone)	LEONARDO SPA	EUR	120,000	69.97		69.97
8	ALENIA AERMACCHI SPA	Rome	LEONARDO PARTECIPAZIONI SPA	EUR	120,000		100	100
9	ANSALDOBREDA SPA	Rome	LEONARDO SPA	EUR	10,000,000	100		100
10	DAYLIGHT DEFENCE LLC	Wilmington, Delaware (USA)	DAYLIGHT SOLUTIONS INC	USD	-		100	80.90
11	DAYLIGHT SOLUTIONS INC	Wilmington, Delaware (USA)	LEONARDO DRS INC	USD	1		100	80.90
12	DISPOSITIVI PROTEZIONE INDIVIDUALE D.P.I. SRL	Rome	LARIMART SPA	EUR	309,600		77.92	46.75
13	DRS ADVANCED ISR LLC	Wilmington, Delaware (USA)	DRS DEFENSE SOLUTIONS LLC	USD	-		100	80.90
14	DRS DEFENSE SOLUTIONS LLC	Wilmington, Delaware (USA)	LEONARDO DRS INC	USD	-		100	80.90
15	DRS ENVIRONMENTAL SYSTEMS INC	Wilmington, Delaware (USA)	ENGINEERED SUPPORT SYSTEMS INC	USD	2		100	80.90
16	DRS HOMELAND SECURITY SOLUTIONS INC	Wilmington, Delaware (USA)	LEONARDO DRS INC	USD	1		100	80.90
17	DRS INTERNATIONAL INC	Wilmington, Delaware (USA)	LEONARDO DRS INC	USD	1		100	80.90
18	DRS NAVAL POWER SYSTEMS INC	Wilmington, Delaware (USA)	LEONARDO DRS INC	USD	1		100	80.90
19	DRS NETWORK & IMAGING SYSTEMS LLC	Wilmington, Delaware (USA)	LEONARDO DRS INC	USD	-		100	80.90
20	DRS SIGNAL SOLUTIONS INC	Wilmington, Delaware (USA)	DRS DEFENSE SOLUTIONS LLC	USD	10		100	80.90
21	DRS SURVEILLANCE SUPPORT SYSTEMS INC	Wilmington, Delaware (USA)	LEONARDO DRS INC	USD	1		100	80.90
22	DRS SUSTAINMENT SYSTEMS INC	Wilmington, Delaware (USA)	ENGINEERED SUPPORT SYSTEMS INC	USD	1,000		100	80.90
23	DRS SYSTEMS MANAGEMENT LLC	Wilmington, Delaware (USA)	LEONARDO DRS INC	USD	1		100	80.90
24	DRS SYSTEMS INC	Wilmington, Delaware (USA)	LEONARDO DRS INC	USD	1		100	80.90
25	DRS RADA TECHNOLOGIES LTD	Netanya (Israel)	LEONARDO DRS INC	ILS	1,491,527		100	80.90
26	DRS TECHNOLOGIES CANADA INC	Wilmington, Delaware (USA)	LEONARDO DRS INC	USD	1		100	80.90
27	DRS TECHNOLOGIES CANADA LTD	Kanata, Ontario (Canada)	DRS TECHNOLOGIES CANADA INC	CAD	100		100	80.90
28	DRS TECHNOLOGIES SAUDI ARABIA LLC	Riyadh (Saudi Arabia)	LEONARDO DRS INC	SAR	2,000,000		49	39.64
29	DRS TECHNOLOGIES UK LIMITED	Yeovil, Somerset (UK)	LEONARDO UK LTD	GBP	1		100	100
30	DRS TRAINING & CONTROL SYSTEMS LLC	Tallahassee, Florida (USA)	DRS DEFENSE SOLUTIONS LLC	USD	510		100	80.90
31	DRS UNMANNED TECHNOLOGIES INC	Wilmington, Delaware (USA)	DRS TRAINING & CONTROL SYSTEMS LLC	USD	1		100	80.90
32	ENGINEERED COIL COMPANY	Jefferson City, Missouri (USA)	ENGINEERED SUPPORT SYSTEMS INC	USD	1,000		100	80.90
33	ENGINEERED SUPPORT SYSTEMS INC	Jefferson City, Missouri (USA)	LEONARDO DRS INC	USD	1		100	80.90
34	ESSI RESOURCES LLC	Frankfort, Kentucky (USA)	DRS SUSTAINMENT SYSTEMS INC	USD	-		100	80.90
35	KOPTER GERMANY GMBH	Höhenkirchen-Siegertsbrunn (Germany)	KOPTER GROUP AG	EUR	25,000		100	100
36	KOPTER GROUP AG	Mollis, North Glarus (Switzerland)	LEONARDO SPA	CHF	32,000,000	100		100
37	LARIMART SPA	Rome	LEONARDO SPA	EUR	2,500,000	60		60
38	LAUREL TECHNOLOGIES PARTNERSHIP	Wilmington, Delaware (USA)	DRS SYSTEMS MANAGEMENT LLC DRS SIGNAL SOLUTIONS INC	USD	-		100	80.90
39	LEONARDO AUSTRALIA PTY LTD	Essendon, Victoria (Australia)	LEONARDO INTERNATIONAL SPA	AUD	8,366,301		100	100
40	LEONARDO BELGIUM SA	Grace Hollogne (Belgium)	LEONARDO INTERNATIONAL SPA SELEX ES INTERNATIONAL LTD	EUR	500,000		100	100
41	LEONARDO CAE ADVANCED JET TRAINING SRL	Villasor (Cagliari)	LEONARDO SPA	EUR	49,040,000	50		50
42	LEONARDO DO BRASIL LTDA	Itapevi (Brazil)	LEONARDO INTERNATIONAL SPA SELEX ES INTERNATIONAL LTD	BRL	48,241,788		100	100
43	LEONARDO DRS INC	Wilmington, Delaware (USA)	LEONARDO US HOLDING LLC	USD	1		80.90	80.90
44	LEONARDO ELECTRONICS US INC	Wilmington, Delaware (USA)	LEONARDO UK LTD	USD	32,750,000		100	100
45	LEONARDO FOR AVIATION SERVICES (SPC)	Kuwait City (Kuwait)	LEONARDO SPA	KWD	300,000	100		100
46	LEONARDO GERMANY GMBH	Neuss (Germany)	LEONARDO INTERNATIONAL SPA SELEX ES INTERNATIONAL LTD	EUR	2,500,000		100	100
47	LEONARDO GLOBAL SOLUTIONS SPA	Rome	LEONARDO SPA	EUR	51,000,000	100		100
48	LEONARDO HELICOPTERS USA INC	Wilmington, Delaware (USA)	AGUSTAWESTLAND PHILADELPHIA CO	USD	-		100	100
49	LEONARDO HISPANIA SAU	Loriguilla, Valencia (Spain)	LEONARDO INTERNATIONAL SPA	EUR	5,189,019		100	100
50	LEONARDO INTERNATIONAL SPA	Rome	LEONARDO SPA	EUR	1,000,000	100		100
51	LEONARDO LOGISTICS SPA	Rome	LEONARDO GLOBAL SOLUTIONS SPA	EUR	100,000		100	100
52	LEONARDO MALAYSIA SDN BHD	Kuala Lumpur (Malaysia)	LEONARDO INTERNATIONAL SPA	MYR	2,500,000		100	100
53	LEONARDO PARTECIPAZIONI SPA	Rome	LEONARDO SPA	EUR	1,000,000	100		100
54	LEONARDO PORTUGAL SA	Porto Salvo Oeiras (Portugal)	LEONARDO INTERNATIONAL SPA	EUR	100,000		100	100
55	LEONARDO ROMANIA AEROSPACE, DEFENCE & SECURITY SA	Ploiesti (Romania)	LEONARDO INTERNATIONAL SPA SELEX ES INTERNATIONAL LTD	RON	10,847,960		100	100
56	LEONARDO SAUDI LTD	Riyadh (Saudi Arabia)	LEONARDO UK LTD SELEX ES (PROJECTS) LTD	SAR	500,000		100	100

Consolidated Financial Statements at 31 December 2022

57	LEONARDO SOUTH AFRICA (PTY) LTD	Pretoria (Sud Africa)	LEONARDO INTERNATIONAL SPA	ZAR	1,500		100	100
58	LEONARDO TECHNOLOGIES & SERVICES LTD	Nairobi (Kenya)	LEONARDO INTERNATIONAL SPA	KES	109,600,000		100	100
59	LEONARDO TURKEI HAVACILIK SAVUNMA VE GUVENLIK SISTEMLERI AS	Ankara (Turkey)	LEONARDO INTERNATIONAL SPA SELEX ES INTERNATIONAL LTD	TRY	79,557,009		100	100
60	LEONARDO UK LTD	London (UK)	LEONARDO SPA	GBP	314,500,100	100		100
61	LEONARDO US AIRCRAFT INC	Wilmington, Delaware (USA)	LEONARDO US CORPORATION	USD	44		100	100
62	LEONARDO US CORPORATION	Wilmington, Delaware (USA)	LEONARDO US HOLDING LLC	USD	10		100	100
63	LEONARDO US HOLDING LLC	Wilmington, Delaware (USA)	LEONARDO SPA LEONARDO INTERNATIONAL SPA	USD	10	53	47	100
64	OTO MELARA NORTH AMERICA LLC	Wilmington, Delaware (USA)	LEONARDO DRS INC	USD	-		100	80.90
65	PARTECH SYSTEMS PTY LTD	Yerriyong (Australia)	LEONARDO AUSTRALIA PTY LTD	AUD	330		100	100
66	PIVOTAL POWER INC	Halifax, Nova Scotia (Canada)	3083683 NOVA SCOTIA LIMITED	CAD	-		100	80.90
67	PRECISION AVIATION PROPERTY PTY LTD	Pretoria (Sud Africa)	LEONARDO SOUTH AFRICA (PTY) LTD	ZAR	100		100	100
68	PRECISION AVIATION TRAINING ACADEMY PTY LTD	Pretoria (Sud Africa)	LEONARDO SOUTH AFRICA (PTY) LTD	ZAR	1,000		100	100
69	RADA INNOVATIONS LLC	Delaware (USA)	RADA SENSORS INC	USD	1		100	80.90
70	RADA SENSORS INC	Delaware (USA)	DRS RADA TECHNOLOGIES LTD	USD	100		100	80.90
71	RADA TECHNOLOGIES LLC	Delaware (USA)	RADA SENSORS INC	USD	1		100	80.90
72	RADA USA LLC	Delaware (USA)	RADA SENSORS INC	USD	1		100	80.90
73	REGIONALNY PARK PRZEMYSLOWY SWIDNIK SP Z O.O	Swidnik (Poland)	PZL-SWIDNIK SA	PLN	7,072,000		73.88	73.88
74	SELEX ELSAG LTD	Basildon, Essex (UK)	LEONARDO UK LTD	GBP	25,800,100		100	100
75	SELEX ES AUSTRALIA PTY LTD	Melbourne (Australia)	LEONARDO INTERNATIONAL SPA	AUD	500,000		100	100
76	SELEX ES INC	Wilmington, Delaware (USA)	LEONARDO INTERNATIONAL SPA	USD	1		100	100
77	SELEX ES INTERNATIONAL LTD	Basildon, Essex (UK)	LEONARDO SPA	GBP	100	100		100
78	SELEX ES MALAYSIA SDN BHD	Kuala Lumpur (Malaysia)	LEONARDO INTERNATIONAL SPA	MYR	500,000		100	100
79	SELEX ES SPA (IN LIQ.)	Rome	LEONARDO PARTECIPAZIONI SPA	EUR	120,000		100	100
80	T - S HOLDING CORPORATION	Austin, Texas (USA)	TECH-SYM LLC	USD	280,000		100	80.90
81	TECH-SYM LLC	Carson City, Nevada (USA)	LEONARDO DRS INC	USD	10		100	80.90
82	TTI TACTICAL TECHNOLOGIES INC	Ottawa, Ontario (Canada)	LEONARDO UK LTD	CAD	2,500,001		100	100
83	UTM SYSTEMS & SERVICES SRL	Rome	LEONARDO SPA TELESPAZIO SPA	EUR	6,620,000	66.67	33.33	89
84	VEGA DEUTSCHLAND GMBH	Cologne (Germany)	SELEX ES SPA	EUR	25,700		100	100
85	WYTWORNIA SPRZETU KOMUNIKACYJNEGO ``PZL-SWIDNIK`` SPOLKA AKCYJNA	Swidnik (Poland)	LEONARDO SPA	PLN	137,401,350	100		100

Consolidated Financial Statements at 31 December 2022

List of companies consolidated using the equity method (amounts in currency)

N.	Company name	Registered office	Participating company	Currency	Share capital	% Group ownership		% Group shareholding
						Direct	Indirect	
1	ADVANCED AIR TRAFFIC SYSTEMS SDN BHD	Shah Alam (Malaysia)	SELEX ES INTERNATIONAL LTD	MYR	10,000,000		30	30
2	AGUSTAWESTLAND AVIATION SERVICES LLC	Abu Dhabi (United Arab Emirates)	LEONARDO SPA	AED	58,010,000	30		30
3	AIRBUS TELESPAZIO CAPACITY OPERATOR SAS	Issy Les Moulineaux (France)	TELESPAZIO FRANCE SAS	EUR	11,000,000		49	32.83
4	AMSH BV	Rotterdam (the Netherlands)	LEONARDO SPA	EUR	36,296,316	50		50
5	AVIO SPA	Rome	LEONARDO SPA	EUR	90,964,213	30		29.63
6	BLCAT INC	Ottawa, Ontario (Canada)	LEONARDO CANADA CO	CAD	100		50	50
7	C-27J AVIATION SERVICES INC	Ottawa, Ontario (Canada)	LEONARDO CANADA CO	CAD	10,000		30	30
8	CONSORZIO ATR GIE	Toulouse (France)	LEONARDO SPA	USD	-	50		50
9	D-FLIGHT SPA	Rome	UTM SYSTEMS & SERVICES SRL	EUR	83,333		40	35.60
10	EARTH LAB LUXEMBOURG S.A.	Mamer (Luxembourg)	TELESPAZIO BELGIUM SRL TELESPAZIO FRANCE SAS E - GEOS SPA	EUR	4,875,000		100	64.72
11	E - GEOS SPA	Matera	TELESPAZIO SPA	EUR	5,000,000		80	53.60
12	ELETRONICA SPA	Rome	LEONARDO SPA	EUR	9,000,000	31.33		31.33
13	EUROFIGHTER JAGDFLUGZEUG GMBH	Hallbergmoos (Germany)	LEONARDO SPA	EUR	2,556,459	21		21
14	EUROFIGHTER SIMULATION SYSTEMS GMBH	Munich (Germany)	LEONARDO SPA	EUR	260,000	24		24
15	EUROMIDS SAS	Paris (France)	LEONARDO SPA	EUR	40,500	25		25
16	GAF AG	Munich (Germany)	E - GEOS SPA	EUR	256,000		100	53.60
17	GULF SYSTEMS LOGISTICS SERVICES COMPANY WLL	Kuwait City (Kuwait)	ALENIA AERMACCHI SPA	KWD	75,000		40	40
18	G.E.M. ELETRONICA SRL	San Benedetto del Tronto (Ascoli Piceno)	LEONARDO SPA	EUR	4,500,000	30		30
19	HELIVERT JOINT STOCK COMPANY	Moscow (Russia)	LEONARDO SPA	RUB	325,010,000	50		50
20	HENSOLDT AG	Taufkirchen (Germany)	LEONARDO SPA	EUR	105,000,000	25.10		25.10
21	IAMCO - INTERNATIONAL AEROSPACE MANAGEMENT COMPANY SCRL	Venice	LEONARDO SPA	EUR	208,000	25		25
22	ICARUS SCPA (IN LIQ.)	Turin	LEONARDO GLOBAL SOLUTIONS SPA	EUR	3,192,724		53.06	53.06
23	INDUSTRIA ITALIANA AUTOBUS SPA	Rome	LEONARDO SPA	EUR	21,050,000	28.65		28.65
24	INMOVE ITALIA SRL	Naples	ANSALDOBREDA SPA	EUR	14,441		100	100
25	IVECO - OTO MELARA SC A RL	Rome	LEONARDO SPA	EUR	40,000	50		50
26	JIANGXI CHANGHE AGUSTA HELICOPTER CO LTD	Jingdezhen (China)	LEONARDO SPA	CNY	6,000,000	40		40
27	LEONARDO AEROSPACE DEFENSE & SECURITY INDIA PRIVATE LTD	New Delhi (India)	LEONARDO INTERNATIONAL SPA SELEX ES INTERNATIONAL LTD	INR	30,000,000		100	100
28	LEONARDO CANADA CO	Halifax, Nova Scotia (Canada)	LEONARDO INTERNATIONAL SPA	CAD	298,421		100	100
29	LEONARDO (CHINA) CO. LTD	Beijing (China)	LEONARDO INTERNATIONAL SPA	USD	800,000		100	100
30	LEONARDO ELECTRONICS PENSION SCHEME (TRUSTEE) LTD	Yeovil, Somerset (UK)	LEONARDO UK LTD	GBP	100		100	100
31	LEONARDO FOR TRADING OF MACHINERY EQUIPMENT AND DEVICES WLL	Kuwait City (Kuwait)	LEONARDO INTERNATIONAL SPA	KWD	303,000		93	93
32	LEONARDO FUTUREPLANNER (TRUSTEE) LIMITED	Yeovil, Somerset (UK)	LEONARDO UK LTD	GBP	1		100	100
33	LEONARDO HELICOPTERES ALGERIE SPA	Bir Mourad Rais (DZ) (Algerie)	LEONARDO SPA LEONARDO INTERNATIONAL SPA	EUR	55,000,000	39	10	49
34	LEONARDO HELICOPTERS PENSION SCHEME (TRUSTEE) LTD	Yeovil, Somerset (UK)	LEONARDO UK LTD	GBP	1		100	100
35	LEONARDO LIMITED	Yeovil, Somerset (UK)	LEONARDO UK LTD	GBP	1		100	100
36	LEONARDO LOGISTICS POLAND SP Z O.O	Swidnik (Poland)	LEONARDO LOGISTICS SPA	PLN	5,000		100	100
37	LEONARDO MW Ltd	Basildon, Essex (UK)	LEONARDO UK LTD	GBP	1		100	100
38	LEONARDO POLAND SP Z O.O	Varsavia (Poland)	LEONARDO INTERNATIONAL SPA	PLN	850,000		100	100
39	LEONARDO SINGAPORE PTE. LTD	Singapore (Singapore)	LEONARDO INTERNATIONAL SPA	USD	150,000		100	100
40	LEONARDO TECHNOLOGY PAKISTAN (SMC-PRIVATE) LIMITED	Islamabad (Pakistan)	LEONARDO INTERNATIONAL SPA	PKR	30,000,000		100	100
41	LEONARDO & CODEMAR SA	Maricà (Brazil)	LEONARDO INTERNATIONAL SPA	BRL	4,010,000		51	51
42	LIBYAN ITALIAN ADVANCED TECHNOLOGY CO	Tripoli (Libya)	LEONARDO SPA AGUSTAWESTLAND SPA	EUR	8,000,000	25	25	50
43	MACCHI HUREL DUBOIS SAS	Versailles (France)	LEONARDO SPA	EUR	100,000	50		50
44	MBDA SAS	Paris (France)	AMSH BV	EUR	53,824,021		50	25
45	NH INDUSTRIES SAS	Aix en Provence (France)	LEONARDO SPA	EUR	306,000	32		32
46	ORIZZONTE - SISTEMI NAVALI SPA	Genoa	LEONARDO SPA	EUR	20,000,000	49		49
47	POLO STRATEGICO NAZIONALE SPA	Rome	LEONARDO SPA	EUR	3,000,000	25		25
48	RARTEL SA	Bucharest (Romania)	TELESPAZIO SPA	RON	468,500		61.06	40.91
49	ROTORSIM SRL	Sesto Calende (Varese)	LEONARDO SPA	EUR	9,800,000	50		50
50	ROTORSIM USA LLC	Wilmington, Delaware (USA)	AGUSTAWESTLAND PHILADELPHIA CO	USD	12,607,452		50	50
51	SELEX ES (PROJECTS) LTD	Basildon, Essex (UK)	LEONARDO UK LTD	GBP	100		100	100
52	SPACEOPAL GMBH	Munich (Germany)	TELESPAZIO SPA	EUR	500,000		50	33.50
53	TELESPAZIO ARGENTINA SA	Buenos Aires (Argentina)	TELESPAZIO SPA TELESPAZIO BRASIL SA	ARS	9,950,000		100	66.96
54	TELESPAZIO BELGIUM SRL	Transinne (Belgium)	TELESPAZIO SPA TELESPAZIO FRENCH GUIANA SARL	EUR	1,282,750		100	67

Consolidated Financial Statements at 31 December 2022

55	TELESPAZIO BRASIL SA	Rio de Janeiro (Brazil)	TELESPAZIO LATIN AMERICA LTDA	BRL	58,724,000	98.77	66.18
56	TELESPAZIO FRANCE SAS	Toulouse (France)	TELESPAZIO SPA	EUR	33,670,000	100	67
57	TELESPAZIO FRENCH GUIANA SARL	Kourou (Guyana of France)	TELESPAZIO SPA	EUR	7,625	100	67
58	TELESPAZIO GERMANY GMBH	Darmstadt (Germany)	TELESPAZIO SPA TELESPAZIO FRANCE SAS	EUR	44,150	100	67
59	TELESPAZIO IBERICA SL	Madrid (Spain)	TELESPAZIO SPA	EUR	2,230,262	100	67
60	TELESPAZIO LATIN AMERICA LTDA	Rio de Janeiro (Brazil)	TELESPAZIO SPA TELESPAZIO UK LTD	BRL	56,444,390	100	67
61	TELESPAZIO SPA	Rome	LEONARDO SPA	EUR	50,000,000	67	67
62	TELESPAZIO UK LTD	Luton (UK)	TELESPAZIO SPA	GBP	14,400,048	100	67
63	TELESPAZIO UK SL	Madrid (Spain)	TELESPAZIO UK LTD	EUR	3,100	100	67
64	THALES ALENIA SPACE SAS	Cannes (France)	LEONARDO SPA	EUR	918,037,500	33	33
65	TORPEDO SOUTH AFRICA (PTY) LTD	Gauteng (South Africa)	LEONARDO SPA	ZAR	-	49	49
66	VITROCISSET JADWALEAN LTD	Riyadh (Saudi Arabia)	LEONARDO SPA	SAR	2,000,000	45	45

List of subsidiaries and associates valued at cost (amounts in currency)

N.	Company name	Registered office	Participating company	Currency	Share capital	% Group ownership		% Group shareholding
						Direct	Indirect	
1	ADVANCED MALE AIRCRAFT LLC	Al Ain, Muwajji (United Arab Emirates)	LEONARDO SPA	AED	200,000	49		49
2	ELSACOM - UKRAINE JOINT STOCK COMPANY	Kiev (Ukraine)	LEONARDO PARTECIPAZIONI SPA	UAH	7,945,000		49	49

Consolidated Financial Statements at 31 December 2022

Below are the main changes in the scope of consolidation at 31 December 2022 in comparison with 31 December 2021:

Company	Event	Month
<u>Companies which entered the scope of consolidation:</u>		
Hensoldt Ag (**)	acquired	January 2022
Blackstart Ltd	newly established	June 2022
Earthlab Luxembourg Sa (**)	acquired	July 2022
Leonardo Us Corporation	newly established	August 2022
Polo Strategico Nazionale Spa (**)	newly established	August 2022
Leonardo Logistics Poland Sp. Z o.o (**)	newly established	October 2022
Rada Electronic Industries Ltd	acquired	November 2022
Rada Sensors Inc	acquired	November 2022
Rada Usa Llc	acquired	November 2022
Rada Innovations Llc	acquired	November 2022
Rada Technologies Llc	acquired	November 2022
Blcat Inc (**)	acquired	December 2022
<u>Companies which left the scope of consolidation:</u>		
AgustaWestland Holdings Ltd	deconsolidated	January 2022
Kopter North America Llc	deconsolidated	January 2022
Industrie Aeronautiche e Meccaniche Rinaldo Piaggio Spa (*)	sold	June 2022
Advanced Acoustic Concepts Llc (**)	sold	July 2022
Drs Global Enterprise Solutions Inc	sold	August 2022
Global Network Services Llc	sold	August 2022
Drs Tsi International Llc	sold	August 2022
Drs Technologies Verwaltungs Gmbh	sold	August 2022
Drs C3 & Aviation Company	deconsolidated	September 2022
Drs Radar Systems Llc	deconsolidated	September 2022
World's Wing Sa (in liq.) (**)	deconsolidated	December 2022
Chongqing Chuanyi AnsaldoBreda Railway Transportation Equipment Company Ltd (in liq.) (*)	deconsolidated	December 2022

Companies involved in merger transactions:

Merged company	Merging company	Month
Vitrociset Spa	Leonardo Spa	January 2022
Blackstart Ltd	Rada Electronic Industries Ltd	November 2022

Companies which changed their corporate name:

Old name	New name	Month
So.Ge.Pa. – Società Generale di Partecipazioni Spa	Leonardo Partecipazioni Spa	June 2022
Leonardo US Holding Inc	Leonardo US Holding Llc	October 2022
Rada Electronic Industries Ltd	Drs Rada Technologies Ltd	December 2022

(*): companies valued at cost

(**): companies valued at equity

STATEMENT ON THE CONSOLIDATED FINANCIAL STATEMENTS PURSUANT TO ART. 154-BIS, PARAGRAPH 5 OF LEGISLATIVE DECREE 58/98 AS AMENDED

1. The undersigned Alessandro Profumo as the Chief Executive Officer and Alessandra Genco as the Officer in charge of Financial Reporting for Leonardo S.p.a., certify, in accordance with Article 154-bis, paragraphs 3 and 4 of Legislative Decree 58 of 24 February 1998:
 - the appropriateness of the financial statements with regard to the nature of the business and
 - the effective application of administrative and accounting procedures in preparing the consolidated financial statements at 31 December 2022.
2. In this respect it is noted that no significant matters arose.
3. It is also certified that:
 - 3.1 The consolidated financial statements:
 - were prepared in accordance with International Financial Reporting Standards endorsed by the European Community pursuant to EU Regulation 1606/2002 of the European Parliament and of the Council of 19 July 2002;
 - correspond to the entries in the books and accounting records;
 - were prepared in accordance with Article 154-ter of the aforesaid Legislative Decree 58/1998 and subsequent amendments and integrations and they provide a true and fair view of the financial position and results of operations of the issuer and of the entities included within the scope of consolidation.
 - 3.2 The Report on Operations includes a reliable analysis of the performance and the operating result, as well as the position of the issuer and of the entities included within the scope of consolidation, together with a description of the main risks and uncertainties they are exposed to.

This statement also is made pursuant to and for the purposes of Article 154-*bis*, paragraph 2, of Legislative Decree 58 of 24 February 1998.

Rome, 9 March 2023

Chief Executive Officer

(Alessandro Profumo)

Officer in charge of financial reporting

(Alessandra Genco)

**INDEPENDENT AUDITOR'S REPORT ON THE CONSOLIDATED FINANCIAL STATEMENTS AS
AT 31 DECEMBER 2022**

Leonardo S.p.A.

Consolidated financial statements as at December 31, 2022

**Independent auditor's report pursuant to article 14 of
Legislative Decree n. 39, dated 27 January 2010, and article
10 of EU Regulation n. 537/2014**

Independent auditor's report pursuant to article 14 of Legislative Decree n. 39, dated January 27, 2010 and article 10 of EU Regulation n. 537/2014
(Translation from the original Italian text)

To the Shareholders of
Leonardo S.p.A.

Report on the Audit of the Consolidated Financial Statements

Opinion

We have audited the consolidated financial statements of Leonardo Group (the Group), which comprise the statement of financial position as at December 31, 2022, the separate income statement, the statement of comprehensive income, the statement of cash flows and the statement of changes in equity for the year then ended, and notes to the consolidated financial statements, including a summary of significant accounting policies.

In our opinion, the consolidated financial statements give a true and fair view of the financial position of the Group as at December 31, 2022, and of its financial performance and its cash flows for the year then ended in accordance with International Financial Reporting Standards as adopted by the European Union and with the regulations issued for implementing art. 9 of Legislative Decree n. 38/2005.

Basis for Opinion

We conducted our audit in accordance with International Standards on Auditing (ISA Italia). Our responsibilities under those standards are further described in the *Auditor's Responsibilities for the Audit of the Consolidated Financial Statements* section of our report. We are independent of Leonardo S.p.A. in accordance with the regulations and standards on ethics and independence applicable to audits of financial statements under Italian Laws. We believe that the audit evidence we have obtained is sufficient and appropriate to provide a basis for our opinion.

Key Audit Matters

Key audit matters are those matters that, in our professional judgment, were of most significance in our audit of the consolidated financial statements of the current period. These matters were addressed in the context of our audit of the consolidated financial statements as a whole, and in forming our opinion thereon, and we do not provide a separate opinion on these matters.

We identified the following key audit matters:

EY S.p.A.
Sede Legale: Via Meravigli, 12 - 20123 Milano
Sede Secondaria: Via Lombardia, 31 - 00187 Roma
Capitale Sociale Euro 2.525.000,00 i.v.
Iscritta alla S.O. del Registro delle Imprese presso la CCIAA di Milano Monza Brianza Lodi
Codice fiscale e numero di iscrizione 00434000584 - numero R.E.A. di Milano 606158 - P.IVA 00891231003
Iscritta al Registro Revisori Legali al n. 70945 Pubblicato sulla G.U. Suppl. 13 - IV Serie Speciale del 17/2/1998
Iscritta all'Albo Speciale delle società di revisione
Consob al progressivo n. 2 delibera n.10831 del 16/7/1997

Key Audit Matter	Audit response
<p>Recognition of revenues and losses from long-term contracts with customers</p> <p>Revenues from long-term contracts with customers are recognized “over-time” using an input method for measuring progress towards complete satisfaction of performance obligations based on the percentage of completion obtained from the ratio of incurred costs on the total expected costs for the contract over the life of the project (cost to cost method).</p> <p>The estimation of the total expected project costs is, by its nature, complex and characterized by significant uncertainties as it may be impacted by many factors, including the ability to fulfill the obligations assumed towards customers, which may also result in penalties and additional expenses for significant amounts.</p> <p>Therefore, the estimate involves a high degree of judgment by Directors that may significantly affect the contract revenues recognition and any loss at completion in cases of negative margin expectation. Accordingly, we identified this area as a key audit matter.</p> <p>The disclosures related to the criteria applied for the recognition and measurement of revenues and margins on long-term contracts with customers are included in notes “3.9 Revenues and contract assets/liabilities with customers” and “4.4 Estimate of revenues and final costs of long-term contracts”.</p>	<p>Our audit procedures in response to the key audit matter included, among others:</p> <ul style="list-style-type: none"> • the understanding of the criteria applied for the recognition of revenues from long-term contracts with customers; • the assessment of the process and key controls over the recognition of revenues from long-term contracts with customers; • for a sample of contracts we performed: <ol style="list-style-type: none"> (i) testing of relevant contractual terms and conditions in order to verify whether those were adequately considered in management estimates; (ii) testing of the reasonableness of key assumptions underlying the estimation of the life-of-project costs based on inquiries, analysis of any communications with customers and comparative analysis; (iii) comparative analysis between actual figures and estimates made in previous periods in order to assess the accuracy of management’s forecasting; (iv) testing of incurred costs and their allocation to proper on-going contracts. <p>Lastly, we have reviewed the disclosures provided in the notes to the financial statements regarding this key audit matter.</p>
<p>Test of the recoverability of goodwill</p> <p>Goodwill as at December 31, 2022 amounts to Euro 3.925 million.</p> <p>Directors tested for impairment the Cash Generating Units (CGUs) to which goodwill has been allocated in order to identify any impairment loss in respect of their recoverable amount.</p> <p>The recoverable amount of each CGU is determined using the value in use method and it</p>	<p>Our audit procedures in response to the key audit matter included, among others:</p> <ul style="list-style-type: none"> • the assessment of the procedure applied in the performance of the impairment test as approved by the Directors; • testing of the criteria applied for identifying the CGUs and allocating relevant assets and liabilities to them; • the analysis of the expected cash flows of each CGU and testing of their consistency with the expected cash

is based on complex assumptions that inherently involve a degree of judgment by Directors, with reference to the expected cash flows over the period considered in the Business Plan 2023-2027, to the estimate of the terminal value and the determination of the long-term growth and discount rates.

Because of the judgement involved and the complexity of the assumptions underlying the estimation of the recoverable amount of goodwill, we identified this area as a key audit matter.

Disclosures on the assumptions and the estimations adopted when performing the impairment test are included in the notes to the consolidated financial statements "4.6 Impairment of assets" and "9. Intangible Assets".

flows resulting from the Business Plan 2023-2027;

- the assessment of the reasonableness of the estimates made by Directors, also by comparing actual figures and estimates made in previous periods;
- the assessment of the long-term growth and discount rates;
- the assessment of the sensitivity analysis performed by Directors on key assumptions underlying the impairment test.

In performing our procedures we involved our experts in valuation techniques.

Lastly, we have reviewed the disclosures provided in the notes to the financial statements regarding this key audit matter.

Recognition and subsequent measurement of non-recurring costs and development costs

Non-recurring costs and developments costs capitalized as intangible assets as at December 31, 2022 amount to an aggregate of Euro 2.717 million.

The initial recognition of these assets and the subsequent assessment of their recoverability are based on complex assumptions that inherently involve a degree of judgment by Directors as influenced by many factors including the time horizon of the product business plans and management's ability to forecast the commercial success of the underlying technologies.

Because of the judgement involved and the complexity of the underlying assumptions, we identified this area as a key audit matter.

Disclosures on the assumptions and the estimations adopted in the recognition and subsequent measurement of non-recurring costs and development costs are included in the notes to the consolidated financial statements "4.1 Research and development costs", "4.2 Non-recurring costs" and "9. Intangible assets".

Our audit procedures in response to the key audit matter included, among others:

- understanding of the processes applied in recognizing for non-recurring costs and development costs and the process related to the assessment of their recoverability;
- for a sample of development programs we performed:
 - (i) substantive procedures aimed at verifying internal and external costs recognized during the period;
 - (ii) assessment of the reasonableness of key assumptions underlying the product business plans;
 - (iii) testing of the discount rates;
 - (iv) assessment of the sensitivity analysis performed by Directors on the key assumptions underlying the impairment test.

In performing our procedures we involved our experts in valuation techniques.

Lastly, we have reviewed the disclosures provided in the notes to the financial statements regarding this key audit matter.

Responsibilities of Directors and Those Charged with Governance for the Consolidated Financial Statements

The Directors are responsible for the preparation of the consolidated financial statements that give a true and fair view in accordance with International Financial Reporting Standards as adopted by the European Union and with the regulations issued for implementing art. 9 of Legislative Decree n. 38/2005, and, within the terms provided by the law, for such internal control as they determine is necessary to enable the preparation of financial statements that are free from material misstatement, whether due to fraud or error.

The Directors are responsible for assessing the Group's ability to continue as a going concern and, when preparing the consolidated financial statements, for the appropriateness of the going concern assumption, and for appropriate disclosure thereof. The Directors prepare the consolidated financial statements on a going concern basis unless they either intend to liquidate the Parent Company Leonardo S.p.A. or to cease operations or have no realistic alternative but to do so.

The statutory audit committee (Collegio Sindacale) is responsible, within the terms provided by the law, for overseeing the Group's financial reporting process.

Auditor's Responsibilities for the Audit of the Consolidated Financial Statements

Our objectives are to obtain reasonable assurance about whether the consolidated financial statements as a whole are free from material misstatement, whether due to fraud or error, and to issue an auditor's report that includes our opinion. Reasonable assurance is a high level of assurance, but is not a guarantee that an audit conducted in accordance with International Standards on Auditing (ISA Italia) will always detect a material misstatement when it exists. Misstatements can arise from fraud or error and are considered material if, individually or in aggregate, they could reasonably be expected to influence the economic decisions of users taken on the basis of these consolidated financial statements.

As part of an audit in accordance with International Standards on Auditing (ISA Italia), we have exercised professional judgment and maintained professional skepticism throughout the audit. In addition:

- we have identified and assessed the risks of material misstatement of the consolidated financial statements, whether due to fraud or error, designed and performed audit procedures responsive to those risks, and obtained audit evidence that is sufficient and appropriate to provide a basis for our opinion. The risk of not detecting a material misstatement resulting from fraud is higher than for one resulting from error, as fraud may involve collusion, forgery, intentional omissions, misrepresentations, or the override of internal control;
- we have obtained an understanding of internal control relevant to the audit in order to design audit procedures that are appropriate in the circumstances, but not for the purpose of expressing an opinion on the effectiveness of the Group's internal control;
- we have evaluated the appropriateness of accounting policies used and the reasonableness of accounting estimates and related disclosures made by the Directors;
- we have concluded on the appropriateness of Directors' use of the going concern basis of accounting and, based on the audit evidence obtained, whether a material uncertainty exists related to events or conditions that may cast significant doubt on the Group's ability to continue as a going concern. If we conclude that a material uncertainty exists, we are required to draw attention in our auditor's report to the related disclosures in the financial statements or, if such disclosures are inadequate, to consider this matter in forming our opinion. Our conclusions are based on the audit evidence obtained up to the date of our auditor's report. However, future events or conditions may cause the Group to cease to continue as a going concern;

- we have evaluated the overall presentation, structure and content of the consolidated financial statements, including the disclosures, and whether the consolidated financial statements represent the underlying transactions and events in a manner that achieves fair presentation;
- we have obtained sufficient appropriate audit evidence regarding the financial information of the entities or business activities within the Group to express an opinion on the consolidated financial statements. We are responsible for the direction, supervision and performance of the group audit. We remain solely responsible for our audit opinion.

We have communicated with those charged with governance, identified at an appropriate level as required by ISA Italia, regarding, among other matters, the planned scope and timing of the audit and significant audit findings, including any significant deficiencies in internal control that we identify during our audit.

We have provided those charged with governance with a statement that we have complied with the ethical and independence requirements applicable in Italy, and we have communicated them all matters that may reasonably be thought to bear on our independence, and where applicable, the actions taken to eliminate relevant risks or the safeguard measures applied.

From the matters communicated with those charged with governance, we have determined those matters that were of most significance in the audit of the financial statements of the current period and are therefore the key audit matters. We have described these matters in our auditor's report.

Additional information pursuant to article 10 of EU Regulation n. 537/14

The Shareholders of Leonardo S.p.A., in the general meeting held on May 20, 2020, engaged us to perform the audits of the financial statements and consolidated financial statements for each of the years ending December 31, 2021 to December 31, 2029.

We declare that we have not provided prohibited non-audit services, referred to article 5, par. 1, of EU Regulation n. 537/2014, and that we have remained independent of the Group in conducting the audit.

We confirm that the opinion on the consolidated financial statements included in this report is consistent with the content of the additional report to the audit committee (Collegio Sindacale) in their capacity as audit committee, prepared pursuant to article 11 of the EU Regulation n. 537/2014.

Report on compliance with other legal and regulatory requirements

Opinion on the compliance with Delegated Regulation (EU) 2019/815

The Directors of Leonardo S.p.A. are responsible for applying the provisions of the European Commission Delegated Regulation (EU) 2019/815 for the regulatory technical standards on the specification of a single electronic reporting format (ESEF - European Single Electronic Format) (the "Delegated Regulation") to the consolidated financial statements, to be included in the annual financial report.

We have performed the procedures under the audit standard SA Italia n. 700B, in order to express an opinion on the compliance of the consolidated financial statements as at December 31, 2022 with the provisions of the Delegated Regulation.

In our opinion, the consolidated financial statements as at December 31, 2022 have been prepared in the XHTML format and have been marked-up, in all material aspects, in compliance with the provisions of the Delegated Regulation.

Due to certain technical limitations, some information included in the explanatory notes to the consolidated financial statements, when extracted from the XHTML format to an XBRL instance, may not be reproduced in an identical manner with respect to the corresponding information presented in the consolidated financial statements in XHTML format.

Opinion pursuant to article 14, paragraph 2, subparagraph e), of Legislative Decree n. 39 dated January 27, 2010 and of article 123-bis, paragraph 4, of Legislative Decree n. 58, dated February 24, 1998

The Directors of Leonardo S.p.A. are responsible for the preparation of the Report on Operations and of the Report on Corporate Governance and Ownership Structure of Leonardo Group as at December 31, 2022, including their consistency with the related consolidated financial statements and their compliance with the applicable laws and regulations.

We have performed the procedures required under audit standard SA Italia n. 720B, in order to express an opinion on the consistency of the Report on Operations and of specific information included in the Report on Corporate Governance and Ownership Structure as provided for by article 123-bis, paragraph 4, of Legislative Decree n. 58, dated February 24, 1998, with the consolidated financial statements of Leonardo Group as at December 31, 2022 and on their compliance with the applicable laws and regulations, and in order to assess whether they contain material misstatements.

In our opinion, the Report on Operations and the above mentioned specific information included in the Report on Corporate Governance and Ownership Structure are consistent with the consolidated financial statements of Leonardo Group as at December 31, 2022 and comply with the applicable laws and regulations.

With reference to the statement required by art. 14, paragraph 2, subparagraph e), of Legislative Decree n. 39, dated January 27, 2010, based on our knowledge and understanding of the entity and its environment obtained through our audit, we have no matters to report.

Statement pursuant to article 4 of Consob Regulation implementing Legislative Decree n. 254, dated December 30, 2016

The Directors of Leonardo S.p.A. are responsible for the preparation of the non-financial information pursuant to Legislative Decree n. 254, dated December 30, 2016. We have verified that non-financial information has been approved by Directors.

Pursuant to article 3, paragraph 10, of Legislative Decree n. 254, dated December 30, 2016, such non-financial information is subject to a separate compliance report signed by us.

Rome, March 16, 2023

EY S.p.A.
Signed by: Riccardo Rossi, Auditor

The accompanying consolidated financial statements of Leonardo S.p.A. constitute a non-official version which is not compliant with the provisions of the Commission Delegated Regulation (EU) 2019/815. This independent auditor's report has been translated into the English language solely for the convenience of international readers. Accordingly, only the original text in Italian language is authoritative.

SEPARATE FINANCIAL STATEMENT AT 31 DECEMBER 2022 LEONARDO
- SOCIETÀ PER AZIONI

ACCOUNTING STATEMENTS TO THE SEPARATE FINANCIAL STATEMENTS AT 31
DECEMBER 2022

Separate income statement

<i>Euro</i>	<i>Note</i>	2021	of which with related parties	2022	of which with related parties
Revenues	27	9,332,231,748	2,215,976,888	9,555,715,284	2,625,062,843
Other operating income	28	398,650,905	7,831,720	629,495,658	9,945,325
Purchase and personnel expenses	29	(8,605,057,567)	(1,795,747,778)	(8,673,749,184)	(2,161,796,489)
Amortisation, depreciation and financial assets value adjustments	30	(387,659,171)		(503,160,662)	
Other operating expenses	28	(432,241,850)	(77,973)	(654,064,156)	(326,004)
<i>Income before tax and financial expenses</i>		305,924,065		354,236,941	
Financial income	31	262,993,570	15,087,227	1,732,704,805	14,679,518
Financial expense	31	(355,369,148)	(17,473,791)	(317,613,086)	(30,831,973)
<i>Operating profit/loss before income taxes and discontinued operations</i>		213,548,488		1,769,328,659	
Income taxes	32	(36,310,855)		(68,821,029)	
<i>Net profit/(loss) for the period</i>		177,237,633		1,700,507,630	

Statement of comprehensive income

<i>Euro</i>	2021	2022
Profit /(Loss) for the period	<u>177,237,633</u>	<u>1,700,507,630</u>
Other comprehensive income (expense):		
<u>Comprehensive income/expense which will not be subsequently reclassified within the profit /(loss) for the period:</u>		
- Measurement of defined-benefit plans:	(8,027,011)	10,268,375
- revaluation	(8,027,011)	10,268,375
- Tax effect	-	277,491
	<u>(8,027,011)</u>	<u>10,545,866</u>
<u>Comprehensive income/expense which will not be subsequently reclassified within the profit /(loss) for the period:</u>		
- Changes in cash flow hedges:	(61,772,449)	391,171
- change generated in the period	(95,312,040)	(18,853,501)
- transferred to the profit (loss) for the period	33,539,591	19,244,672
- Tax effect	14,825,542	(94,077)
	<u>(46,946,907)</u>	<u>297,094</u>
Total other comprehensive income (expense), net of tax:	(54,973,918)	10,842,960
Total comprehensive income	<u>122,263,715</u>	<u>1,711,350,590</u>

Statement of financial position

<i>Euro</i>	<i>Note</i>	31 December 2021	of which with related parties	31 December 2022	of which with related parties
Intangible assets	8	3,139,946,543		3,187,528,399	
Property, plant and equipment	9	791,532,952		915,516,734	
Right of use	10	509,321,001		668,023,008	
Equity investments	11	7,684,035,919		9,638,110,253	
Receivables	12	463,520,185	442,865,723	133,500,660	88,614,703
Deferred tax assets	32	786,875,942		840,744,083	
Other non current assets	12	20,031,671		33,103,474	
<i>Non-current assets</i>		13,395,264,213		15,416,526,611	
Inventories	13	4,191,975,511		3,948,856,252	
Assets from contracts	14	2,655,015,997		2,381,318,738	
Trade receivables	15	2,992,960,230	1,134,387,402	3,121,395,939	1,132,810,977
Income tax receivables	16	64,056,091		33,961,452	
Loans and receivables	15	77,052,837	63,398,322	325,756,876	277,272,797
Other assets	17	375,363,430	27,134,722	488,146,468	26,694,064
Cash and cash equivalents	18	1,875,397,692		1,039,514,625	
<i>Current assets</i>		12,231,821,788		11,338,950,350	
Non-current assets held for sale	19	236,867,745		-	
Total assets		25,863,953,746		26,755,476,961	
Share capital		2,499,097,262		2,499,097,262	
Other reserves		3,537,081,414		5,159,614,499	
Total equity	20	6,036,178,676		7,658,711,761	
Loans and borrowings (non current)	21	3,793,035,645	471,498,072	3,424,966,639	631,087,301
Employee benefits	23	269,509,199		245,735,166	
Provisions for risks and charges	22	498,398,077		677,981,169	
Deferred tax liabilities	32	79,626,470		86,987,756	
Other non-current liabilities	24	809,309,352	143,609,253	732,936,896	157,210,134
<i>Non-current liabilities</i>		5,449,878,743		5,168,607,626	
Liabilities from contracts	14	6,779,498,706		6,751,375,914	
Trade payables	25	2,739,935,981	760,091,697	2,475,331,081	667,020,089
Loans and borrowings (current)	21	2,834,299,953	2,112,064,006	2,438,741,383	2,336,537,165
Income tax payables	16	29,232,337		64,428,416	
Provisions for short-term risks and charges	22	850,310,564		785,954,264	
Other current liabilities	24	1,144,618,786	36,009,726	1,412,326,516	80,861,400
<i>Current liabilities</i>		14,377,896,327		13,928,157,574	
Total liabilities		19,827,775,070		19,096,765,200	
Total liabilities and equity		25,863,953,746		26,755,476,961	

Statement of cash flows

<i>Euro</i>	<i>Note</i>	2021	of which with related parties	2022	of which with related parties
Gross cash flows from operating activities	33	921,975,812		1,133,854,603	
Change in working capital	33	(379,869,812)	(8,744,104)	(49,632,623)	(62,241,850)
Change in other operating assets and liabilities and provisions for risks and charges	33	35,174,255	63,698,301	(101,108,090)	18,972,987
Interest paid		(148,434,255)	(2,385,638)	(150,960,654)	(16,152,690)
Income taxes (paid)/received		(20,838,304)		(11,591,598)	
Cash flows generated (used) from operating activities		408,007,696		820,561,638	
Investments in property, plant and equipment and intangible assets		(371,409,025)		(471,073,654)	
Sales of property, plant and equipment and intangible assets		4,133,199		3,284,322	
Dividends received		121,385,228		269,032,291	
Other investing activities	33	(386,593,972)		(613,456,065)	
Cash flows generated (used) from investing activities		(632,484,570)		(812,213,106)	
Bond buy repayments		(738,584,000)		(555,508,000)	
Net change in other loans and borrowings		415,530,735	466,277,321	(209,555,935)	92,257,120
Dividends paid		-		(79,680,998)	
Cash flows generated (used) from financing activities		430,626,389		(844,744,933)	
Net increase (decrease) in cash and cash equivalents		206,149,515		(836,396,401)	
Exchange rate differences and other changes		5,764,013		513,334	
Cash and cash equivalents at 1 January		1,663,484,164		1,875,397,692	
Cash and cash equivalents at 31 December		1,875,397,692		1,039,514,625	

Statement of changes in equity

Euro	Share capital	Retained earnings	Cash flow hedge reserve	Revaluation reserve of defined-benefit plans	Merger surplus	Total equity
1 January 2021	2,497,872,382	2,773,224,170	(11,735,775)	(62,388,726)	720,062,704	5,917,034,755
Profit (loss) for the period	-	177,237,633	-	-	-	177,237,633
Other comprehensive income (expense)	-	-	(46,946,996)	(8,027,012)	-	(54,974,008)
Total comprehensive income (expense)	-	177,237,633	(46,946,996)	(8,027,012)	-	122,263,625
Repurchase of treasury shares less sold shares	1,224,880	-	-	-	-	1,224,880
Total transactions with owners of the parent, recognised directly in equity	1,224,880	-	-	-	-	1,224,880
Other changes	-	(4,344,584)	-	-	-	(4,344,584)
31 December 2021	2,499,097,262	2,946,117,219	(58,682,771)	(70,415,738)	720,062,704	6,036,178,676
1 January 2022	2,499,097,262	2,946,117,219	(58,682,771)	(70,415,738)	720,062,704	6,036,178,676
Profit (loss) for the period	-	1,700,507,630	-	-	-	1,700,507,630
Other comprehensive income (expense)	-	-	297,094	10,545,866	-	10,842,960
Total comprehensive income (expense)	-	1,700,507,630	297,094	10,545,866	-	1,711,350,590
Dividends resolved	-	(80,543,019)	-	-	-	(80,543,019)
Total transactions with owners of the parent, recognised directly in equity	-	(80,543,019)	-	-	-	(80,543,019)
Effect from Mergers/Demergers	-	-	-	-	(14,259,687)	(14,259,687)
Stock option/grant plans - performance's value	-	5,232,072	-	-	-	5,232,072
Other changes	-	753,129	-	-	-	753,129
31 December 2022	2,499,097,262	4,572,067,031	(58,385,677)	(59,869,872)	705,803,017	7,658,711,761

NOTES TO THE SEPARATE FINANCIAL STATEMENTS AT 31 DECEMBER 2022

1. GENERAL INFORMATION

Leonardo S.p.a. is a company limited by shares based in Rome (Italy), at Piazza Monte Grappa 4, and is listed on the Italian Stock Exchange (FTSE MIB).

The Company is a major Italian high technology organization operating in the *Helicopters, Defence Electronics & Security, Aircraft and Aerostructures* business sectors.

2. FORM, CONTENT AND APPLICABLE ACCOUNTING STANDARDS

In application of EU Regulation 1606/2002 of 19 July 2002, the financial statements at 31 December 2022 were prepared in accordance with the international accounting standards (IFRS) endorsed by the European Commission, supplemented by the relevant interpretations (Standing Interpretations Committee - SIC and International Financial Reporting Interpretations Committee - IFRIC) issued by the International Accounting Standards Board (IASB) and in force at the year-end.

The general principle used in preparing these separate financial statements is the historical cost method, except for those items that, in accordance with IFRS, are obligatory recognised at fair value, as indicated in the valuation criteria of each item.

The separate financial statements are composed of the separate income statement, the statement of comprehensive income, the statement of financial position, the statement of cash flows, the statement of changes in equity and the related notes to the financial statements.

In consideration of the significant values, the figures in these notes are shown in millions of euros unless otherwise indicated. Among the options permitted by IAS 1, the Company has chosen to present its balance sheet by separating current and non-current items and its income statement by the nature of the costs. Instead, the statement of cash flows was prepared using the indirect method.

The International Financial Reporting Standards (IFRS) used for preparing these separate financial statements, drawn up under the going-concern assumption, are the same that were used in the preparation of the separate financial statements at 31 December 2021 except for what indicated below (Note 4). Preparation of the separate financial statements required management to make certain valuations and estimates. The main areas affected by estimates or assumptions of particular importance or that have significant effects on the balances shown are described in Note 4 to the Consolidated Financial Statements, to which reference is made.

The Board of Directors of 9 March 2023 resolved to submit to shareholders the draft financial statements at 31 December 2022, authorizing their circulation in the same venue and set the dates for the Ordinary Shareholders' Meeting to be held between 2 and 10 May 2023, on first and second call.

The separate financial statements were prepared in accordance with IFRS and are subject to a statutory audit by EY S.p.A..

3. ACCOUNTING PRINCIPLES

The accounting policies and criteria are the same adopted, where applicable, for the annual consolidated financial statements, to which reference is made, except for the recognition and measurement of equity investment in subsidiaries, jointly controlled companies and associates recognised at their purchase or incorporation cost. In case of any impairment losses their recoverability is verified through the comparison

between their carrying amount and the higher of their value in use that is determined by discounting prospective cash flows of the equity investment, where applicable, and the assumed sales value (fair value) which is determined on the basis of recent transactions or market multiples. The portion of losses (if any) exceeding the carrying amount is recognised through profit or loss in a specific provision under liabilities to the extent that the Company states the existence of legal or implicit obligations to cover such losses, which are in any case within the limits of the book equity. If the impaired investee shows a subsequent improvement in performance which leads to believe that the reasons for the impairment cease to exist, the equity investments are revalued to the extent of the impairment losses recognised in previous periods under “adjustments to equity investments”. In order to define the reversals of the value of an equity investment, the Company monitors, on an annual basis, any equity investment whose value has been previously written down and analyses whether the conditions are fulfilled for its reversal. Specifically, the analysis covers business plans, profitability levels, and future cash flows approved by corporate bodies and the results of sensitivity analyses are evaluated against the basic assumptions used to determine the recoverable value. The results of the write-back performed in 2022 are reported in Note 5. Dividends from subsidiaries and associates are recognised in the income statement in the year in which they are resolved.

Finally, with reference to transactions between entities under joint control, which are not governed by IFRS, either from the point of view of the purchaser/assignee or from that of the seller/assignor, Leonardo recognises such transactions recognising directly in equity any gain on the transfer or sale of its subsidiaries.

In the event the Group has evidence of an impairment loss of the investment, in excess of the amount accounted for under the equity method, the Group will proceed with calculating the impairment to be recorded in the income statement which is determined as the difference between the recoverable amount and the carrying amount of the investment. The fair value of equity investments, in the event this method applies, is calculated based on the bid price of the last trading day of the month for which the IFRS report was prepared, or based on financial valuation techniques for not listed instruments.

Investments available for sale, like those acquired with the sole purpose of being disposed within the subsequent twelve months, are classified separately within “assets held for sale”.

4. EFFECTS OF CHANGES IN ACCOUNTING POLICIES ADOPTED

No significant changes occurred in the period with reference to the application of the accounting policies adopted by the Company.

5. SIGNIFICANT EVENTS AND TRANSACTIONS DURING THE YEAR

In February 2022 Russia launched an offensive - which is still ongoing - against Ukraine, generating profound changes in the global geopolitical and economic scene. The process of integration and implementation of a European Defense and Security and, at the same time, the increase in Defense spending of EU and neighbouring countries have accelerated demand for security with consequent opportunities for companies operating in the sector. On the other hand, relations with Russia are significantly affected by the increasing number of sanctions imposed by the European Union, as well as by other countries and other International Bodies, on logistics and economy. Leonardo has a not particularly significant exposure to these two countries and is continuing to monitor the situation to promptly identify the consequences on its present and prospective position. In view of the continuation of this scenario, which does not suggest a resolution in the short term, Leonardo has written down its net exposure to the two countries involved (mainly referable to Russia), for a total amount of €mil. 33, including tax effects.

The pandemic from Covid-19 already generated a significant reduction in production and price increases for some raw materials in the late 2020s due to prolonged lockdowns. In addition, the high recovery in demand

for electronic components from other industries has further reduced their availability for the Aerospace and Defence industries, which are a niche market. The aforementioned advent of the Russia-Ukraine conflict has then engendered a sudden surge in energy costs resulting in inflation peaks not seen in decades.

With regard to the issue of availability of raw materials and rising prices, the Company implements procurement strategies that have mitigated the impacts. Specifically, the available inventory and long-term contracts already in place with suppliers have enabled the Company to feed production lines although there has been production slippage that has mainly impacted the Electronics businesses. It is believed that the actions promptly taken since the beginning of the pandemic, such as increasing long-term contracts with suppliers and increasing stockpiling, can contain the effects of the shortage of raw materials for which we are in any case witnessing a stabilisation of supply times.

On the other hand, as far as inflationary pressure is concerned, 2022 has begun to show the first significant signs of various kind of costs on the increase of prices. The increase in labour costs has been contained thanks to the current contract that postpones by one year the application of the variable factor linked to inflation (HICP). With regard to energy costs, the Company was not affected by the surge in prices thanks to the purchasing policy anticipated in previous years for both Gas and Electricity. Finally, even for the purchase of goods and services for production, the Company was able to contain the consequences of inflation in 2022 thanks to the existing inventory, the contracts signed and the specific actions it had taken. The price increases recorded are limited to some specific components in the electronics sector.

With regard to 2023, on the other hand, price increases are expected on all cost variables with gradual stabilisation as early as from 2024 as forecast by leading institutes and economists.

In order to cope with these expected inflationary pressures, the Company has long launched specific mitigation actions in order to ensure adequate profitability of the business. The actions essentially concern the adjustment to selling prices, the extension of the use of special 'indexation' clauses in new contracts, careful monitoring of energy price trends with an increase in own production and reduced consumption, and the review of contracts and the supplier base. The above-mentioned variables, excluding the mitigation actions put in place, have been included in the latest updates to the product business plans and in the Company's revised economic and financial plans.

In June 2022 the governmental Norwegian Defence Materiel Agency (NDMA) formalised a request for termination by default under the contract - regulated by Norwegian law - for the supply of fourteen NH90 helicopters, which had been entered into in 2001 with NH Industries (NHI), a French company controlled by Leonardo, Airbus Helicopters and Fokker Aerostructure, due to alleged delays and non-compliant products. The contract has been subject to extensions and amendments over the years and was expected to be completed by the end of 2023. NDMA's request is to return the 13 helicopters that it has already received and accepted and ask for reimbursement of the sums it has disbursed, including interest. NHI considers this request for termination by default to be legally unfounded and reasonably disputable in the appropriate venue due to a lack of factual and legal basis and misinterpretation of the contract and Norwegian law, as well as due to a breach of confidentiality obligations. By giving effect to the above request for termination between September and December 2022 NDMA enforced the remaining bank guarantees issued by Leonardo on behalf of NHI for a total amount of €mil. 69.7 (including interest of €mil. 19.3). It should be noted that Leonardo's share of enforcement is proportional to the stake it holds in the project - approximately 41% - and, therefore, equal to €mil. 28.7 (including interest of €mil. 8). The actions put in place in order to reach a settlement of the matter are still ongoing.

Within the scope of the strategic/corporate rationalisation project of certain Company assets with a view to a more efficient and effective operation of industrial activities, the following industrial transactions are worth noting:

- **Acquisition of the stake in Hensoldt AG.** 3 January 2022 saw the completion of the acquisition from Square Lux Holding II S.à r.l., a company controlled by funds advised by Kohlberg Kravis & Roberts & Co. L.P., of a 25.1% stake in Hensoldt AG, a company that is the leading German player in the field of sensor solutions for defence and security applications, with an ever-expanding portfolio in sensor, data management and robotics, at a price of €mil. 606 (in addition to transaction costs). The transaction is an important step towards achieving the strategic objective of acquiring a leading position in the European Defence Electronics market, as defined in the “Be Tomorrow – Leonardo 2030” Plan, and reflects Leonardo’s determination to play a leading role in the ongoing consolidation process, also with a view to future cooperation programmes at continental level;
- **National Strategic Hub for the Cloud.** On 11 July 2022, following the exercise of the right of first refusal in compliance with the regulations and tender documentation, the partnership composed of TIM, Leonardo, Cassa Depositi e Prestiti (CDP, through its subsidiary CDP Equity) and Sogei was notified of the awarding of the tender for the design, implementation and operation of the National Strategic Hub (NSH) infrastructure for the provision of cloud services to Public Authorities. On 4 August, a joint venture was established among the members of the partnership in the form of a joint-stock company, with a view to ensuring the highest possible level of data efficiency, security and reliability in support of Public Authorities. On 24 August, PSN signed, with the Department for Digital Transformation of the Presidency of the Council of Ministers, the Agreement for the concession of the infrastructure, which will have a term of 13 years;
- **Merger by incorporation of Vitrociset.** On 1 January 2022 the merger by incorporation of Vitrociset Spa took legal, accounting and tax effect. Such transaction marked the completion of the integration process between the two companies that had been started in 2019 with the acquisition of the entire capital of Vitrociset.

During 2022, work also commenced on the process of concentrating the assets held by Leonardo Spa in the USA into a single legal entity. The project, which will be completed during 2023, provides for Leonardo US Holding to control two companies – Leonardo DRS and Leonardo US Corporation -, which will directly or indirectly hold all the U.S. companies, except for Leonardo US Electronics that, for the time being, will remain directly invested in by Leonardo UK.

In this context, the following transactions were completed during 2022:

- Leonardo US Corporation was established;
- in September, Leonardo transferred 50% of its investment in Leonardo US Holding Llc to Leonardo International S.p.a.. The value of this net transfer, amounting to €mil. 1,462, was determined with the support of an independent third-party that took account of the aforesaid reorganisation process in the valuation. This valuation entailed the write-back, equal to €mil. 1,290, of the investment in Leonardo US Holding, since the conditions that in 2011 and 2012 had led to write it down no longer obtained, in light also of the evidence acquired in the context of the transactions carried out in the United States;
- Leonardo US Holding contributed its stake in Leonardo US Aircraft to Leonardo US Corporation;
- acquisition of RADA and listing of Leonardo DRS. On 29 November 2022 Leonardo announced, through the US subsidiary Leonardo US Holding;
- the completion of the merger between the US subsidiary Leonardo DRS, Inc. (“Leonardo DRS”) and the Israeli company RADA Electronic Industries Ltd. (“RADA”), listed on NASDAQ and the Tel Aviv Stock Exchange (“TASE”), with a market capitalisation that fluctuated between USDmil. 500 and USDmil. 600 during the year. RADA is active in the business of short-range, low-cost tactical defence radars, particularly suitable for land-based Short Range Air Defense and Counter-UAV applications.

RADA's products constitute a strategic expansion of DRS and the Leonardo Group's portfolio by completing the offering of sensors on board land vehicles, and have different functional and configuration features from the radars that are currently in the portfolio of the Electronics division of Leonardo and of Hensoldt AG, thus making them complementary in an integrated offering perspective. This transaction also enables Leonardo to establish a concrete footprint in Israel, in line with its objective of international expansion. Through this operation, RADA has lost its status as a listed company and has become a wholly owned subsidiary of DRS, which has then been listed on the stock exchange. Leonardo continues to hold an 80.5% stake in Leonardo DRS, through the US subsidiary Leonardo US Holding, while the remaining 19.5% is in the hands of the present shareholders of RADA. The shares of Leonardo DRS were listed on NASDAQ and the Tel Aviv Stock Exchange ("TASE") with the symbol "DRS" as from the start of trading operations on NASDAQ on 29 November 2022 and on the TASE on 30 November 2022;

- on 23 December 2022, Leonardo S.p.A. contributed to Leonardo US Holding its stake in AgustaWestland Philadelphia Corporation for an amount of €mil. 237 (\$mil. 250). The investment itself was subsequently transferred by Leonardo US Holding to Leonardo US Corporation.

From a financial perspective, Leonardo completed the following capital market transactions during 2022:

- in January Leonardo repaid the remaining amount of €mil. 556 of the bond issued in December 2009, which had reached its natural expiry;
- in November Leonardo entered into a Sustainability-linked loan agreement with the European Investment Bank (EIB) for an amount of €mil. 260, in line with the sustainability strategy it pursues, aimed at supporting some investment projects envisaged in the Group's business plan. The loan will have a term of 12 years and a four-year pre-amortisation period and provides for a margin adjustment based on Leonardo's achievement of certain indicators (KPIs) linked to the ESG goals of which: the first one related to the reduction of CO2 emissions through eco-efficiency of industrial processes and the second one related to the achievement of ESG-linked technology targets (increase in per capita computing power of Leonardo as a key enabler and booster in research, numerical simulation, big data analytics and artificial intelligence). The achievement of ESG-linked targets will trigger an adjustment to the margin applied to the credit facility;
- in December Leonardo proceeded with the early repayment of the Term Loan of €mil. 500 entered into in 2018 and expiring in November 2023.

In August Leonardo endorsed a framework Programme for the issuance of Commercial Papers on the European market (Multi-Currency Commercial Paper Programme), for a maximum amount of €bil. 1, which was entirely unused at the date of this report.

Moreover, in June the EMTN (Euro Medium Term Note) programme was renewed for further 12 months, which regulates possible bond issues on the European market for a maximum nominal value of €bil. 4. At the date of this report, the Programme is used for a total of €bil. 1.6.

Note that financial covenants are included in the ESG-linked Revolving Credit Facility and the ESG-linked Term Loan, both signed in 2021, and imply the Leonardo compliance with two financial ratios (the ratio of Group Net Debt excluding payables to the joint ventures MBDA and Thales Alenia Space and lease liabilities to EBITDA including amortisation of rights of use must be no higher than 3.75 and the ratio of EBITDA including amortisation of rights of use to Net interest must be no lower than 3.25) which are tested on an annual basis on year-end consolidated data and which had been complied with in full at 31 December 2022. These covenants are also included in the loan agreement with CDP for €mil. 100 as well as all the EIB loans in place (used for a total amount of €mil. 500 at 31 December 2022). In relation to this Annual Financial Report, the financial covenants have been largely met (the two ratios are equal to 1.0 and 16.1 respectively).

Finally, it should be pointed out that in December 2022 – in implementing a protocol of intent signed with the national trade unions on early retirements under Article 4 of Law 92/2012 (Fornero Act) - an agreement was executed, which involved up to a maximum of no. 400 employees in the Corporate and Staff functions of Leonardo S.p.A., for whom the requirements will be met for retirement by 30 November 2028, with exits planned in the two-year period from 2023 to 2024, together with the definition of the terms and conditions for joining the scheme. A similar agreement was signed with the union representatives of the executive staff, up to a maximum of 45 managers. In February 2023, the collection of expressions of interest was completed. By the end of April 2023, the Italian Social Security Institute [INPS] will verify whether requirements are met for the staff members who expressed their interest to benefit from early retirement benefits. The charges resulting from this manoeuvre have been preliminarily set at €mil. 97.

With regard to the comparative period, taking account of the effects of the pandemic on the civil sector and considering the changed prospects for the commercial aviation market, Leonardo had embarked on the actions aimed at mitigating the impact on the industrial performance of the Aerostructures Division. In this context, on 21 July 2021 trade union agreements were signed to make the instruments identified for the early retirement of employees operational for a number of up to a maximum of 500 employees who would meet the criteria for early retirement in the three-year period from 2021 to 2023. Finally, in November 2021 the Indian Ministry had lifted the ban on the Leonardo Group entering the Indian market, which is why it had been no longer considered convenient or consistent to bring an action against the local Government which would, however, have taken a very long time and had uncertain chances of success.

6. SIGNIFICANT POST-BALANCE SHEET EVENTS

No significant events occurred after the end of the financial year.

7. SEGMENT INFORMATION

In accordance with the compliance model followed, management has adopted operating segments that correspond to the business sectors in which the Company operates: *Helicopters, Defence Electronics & Security, Aircraft and Aerostructures*. For a more detailed analysis of the main programmes, outlooks and operating indicators for each segment, reference should be made to the Report on Operations. It should be noted that, until the 2021 financial statements, the Aircraft and *Aerostructures* segments were aggregated into the single Aeronautics segment, which was subsequently spun off to provide a more consistent representation of the underlying company strategies and business trends.

8. INTANGIBLE ASSETS

	Intangible assets						Total
	Goodwill	Development costs	Non-recurring costs	Concessions, licenses and trademarks	Acquired through business combinations	Other intangible assets	
<i>1 January 2021</i>							
Cost	917	951	2,247	534	96	375	5,120
Amortisation, depreciation and write-offs	(210)	(591)	(630)	(473)	(55)	(288)	(2,247)
Carrying amount	707	360	1,617	61	41	87	2,873
Investments (net of grants)	-	74	115	186	-	46	421
Sales	-	(2)	-	-	-	-	(2)
Depreciation	-	(24)	(44)	(22)	(2)	(20)	(112)
Impairment losses	-	(11)	(30)	-	-	-	(41)
Other changes	-	-	2	9	1	(11)	1
31 December 2021	707	397	1,660	234	40	102	3,140
broken down as follows:							
Cost	917	1,022	2,364	728	96	412	5,539
Depreciation	-	(545)	(513)	(494)	(57)	(286)	(1,895)
Impairment losses	(210)	(80)	(191)	-	1	(24)	(504)
Carrying amount	707	397	1,660	234	40	102	3,140
Investments (net of grants)	-	44	98	9	-	53	204
Sales	-	(1)	-	-	-	-	(1)
Depreciation	-	(30)	(63)	(24)	(2)	(25)	(144)
Impairment losses	-	(1)	(21)	-	-	(1)	(23)
Other changes	1	(3)	5	18	-	(9)	12
31 December 2022	708	406	1,679	237	38	120	3,188
broken down as follows:							
Cost	918	1,107	2,466	758	97	462	5,808
Depreciation	-	(616)	(575)	(521)	(59)	(318)	(2,089)
Impairment losses	(210)	(85)	(212)	-	-	(24)	(531)
Carrying amount	708	406	1,679	237	38	120	3,188
<i>31 December 2021</i>							
Gross value			4,794				
Grants			3,034				
<i>31 December 2022</i>							
Gross value			4,678				
Grants			3,000				

The item increased by €mil. 48 as a result of new investments net of related grants and amortisation charges for the period.

Investments for the period are mainly related to *Helicopters* (€mil. 107) and *Defence Electronics & Security* (€mil. 63).

Commitments were in place for the purchase of intangible assets for €mil. 18 at 31 December 2022 (€mil. 27 at 31 December 2021).

As set out in Notes 4.1 and 4.2 of the consolidated financial statements, to which reference should be made, impairment tests on development costs and non-recurring costs are carried out – if conditions obtain- using

the discounted cash flow method. The cash flows used are those of the product business plans, discounted on the basis of a WACC rate determined by applying the Capital Asset Pricing Model.

Goodwill

Goodwill is allocated to the Cash Generating Units (CGUs) or groups of CGUs concerned, which are determined with reference to the Group's organisational, management and control structure coinciding, as is known, with the Group's four business segments. At the recognition of the mergers and demergers occurred in 2016 within the creation of the One Company, the goodwill was allocated, in accordance with the principle of "continuity of values", to the same CGUs as those in the Consolidated Financial Statements, differentiating the part of goodwill related to net assets recognised line-by-line from that related to foreign equity investments, for which goodwill was recognised on the basis of the investments' values.

Compared to 31 December 2021, the CGUs on which the goodwill is allocated have been affected by the spin-off of the *Aeronautics* segment into the *Aircraft* and *Aerostructures* segments, which was carried out to provide a more consistent representation of the underlying company strategies and business trends. Goodwill previously allocated to *Aeronautics* has been allocated in full to the *Aircraft* segment, on the basis of the relative fair value.

The breakdown of goodwill recognised by business sector at 31 December 2022 is as follows:

	31 December 2021	31 December 2022
Helicopters	459	459
Electronics for the Defence and Security	188	189
Aircraft	60	60
	707	708

Goodwill is tested for impairment in order to determine any possible loss in value, making reference to the CGU as a whole, including, in accordance with the organisational and operational model, the equity investments falling within the scope of consolidation, which are then included and tested in the same year as the impairment. Therefore, only the equity investments that are not tested together with goodwill are subject to an impairment test separately, if required.

The test is done by individual CGU by comparing the carrying amount with the greater of the value in use of the CGU and amount recoverable by sale (fair value). In practice, the Company has established an operational hierarchy between calculating the fair value net transaction costs and value in use, where the value in use is estimated first, and then only after, if it is lower than the carrying value, is the fair value net of transaction costs determined. In particular, the value in use is measured by the unlevered discounting of the cash flows resulting from the Group's five-year business plans prepared by the CGU's management and incorporated into the plan approved by Leonardo's Board of Directors, projected beyond the explicit time horizon covered by the plan according to the perpetuity growth method (terminal value), using growth rates ("g-rate") no greater than those forecast for the markets in which the given CGU operates. The cash flows used were those provided for in the plans adjusted to exclude the effects of any future business restructurings, not yet approved, or future investments for improving future performance. Specifically, these cash flows are those generated before financial expense and taxes – determined on a notional basis - and include investments in capital assets and monetary changes in working capital, while excluding cash flows from financial management, extraordinary events or the payment of dividends. The basic macro-economic assumptions were made on the basis of external information sources, where available, while the profitability and growth estimates used in the plans were calculated by management based on past experience and expected prospective developments in the markets in which the Company operates.

These cash flows are discounted on a weighted-average cost of capital (WACC) basis calculated using the Capital Asset Pricing Model method. The following factors were taken into account in calculating WACCs, which were also determined using the data referable to the main competitors operating in each sector:

- the risk-free rate was determined using the 10-year gross yield of government bonds of the geographic market of the CGU;
- the market premium determined using the computations of external providers;
- the sector beta;
- the cost of debt;
- the debt/equity ratio.

On the contrary, the growth rates used to project the CGU's cash flows beyond the explicit term of the plan were estimated by making reference to the growth assumptions of the individual sectors in which said CGUs operate. These assumptions are based on the internal processing of external sources, making reference to a period of time that is usually ten years. The g-rates used for the purposes of the impairment test were equal to 2%, consistently with the actions taken in previous financial years, even in the presence of higher expected growth rates in some sectors.

Below are mostly important assumptions for the purposes of estimating the cash flows used in determining the value in use:

- WACC;
- g-rate;
- ROS;
- trend in Defence budgets.

In estimating these assumptions, the management made reference, in the case of external variables, to internal information processed on the basis of external surveys, as well as on its knowledge of the markets and of the specific contractual situations.

The following WACCs and (nominal) growth rates were used at 31 December 2022 and 2021:

	31 December 2021		31 December 2022	
	Wacc	g-rate	Wacc	g-rate
Helicopters	7.0%	2.0%	8.6%	2.0%
Electronics for the Defence and Security	6.1%	2.0%	7.5%	2.0%
Aircraft	6.7%	2.0%	8.1%	2.0%

Testing revealed no signs of impairment but showed, on the contrary, significant positive margins (Headroom). Sensitivity analysis was conducted on the results of the tests, making reference to the assumptions for which it is reasonable to believe that a change in the same may significantly modify the results of the test. The wide positive margins recorded in all sectors are such that they may not be significantly modified by any changes in the assumptions described above. In any case, the results for all CGUs are reported below for information purposes. The table below shows, for the 2022 and 2021 financial years, the headroom relating to the base scenario, compared with the results of the following sensitivity analyses: (i) increase by 50 basis points in the interest rate used to discount cash flows across all the CGUs, other conditions being equal; (ii) reduction by 50 basis points in the growth rate used in calculating the terminal value, other conditions being equal; (iii) reduction by half point in the operating profitability applied to the terminal value, other conditions being equal.

31 December 2021

	Margin (base case)	Margin post sensitivity		
		Wacc	g-rate	ROS TV
Helicopters	1,545	1,020	1,105	1,309
Electronics for the Defence and Security	12,006	10,346	10,585	11,573
Aircraft	7,663	7,025	7,125	7,418

31 December 2022

	Margin (base case)	Margin post sensitivity		
		Wacc	g-rate	ROS TV
Helicopters	1,321	967	1,041	1,135
Electronics for the Defence and Security	8,479	7,481	7,668	8,188
Aircraft	5,730	5,389	5,455	5,587

Development costs and non-recurring charges

Investments of the item “development costs” related in particular to *Defence Electronics & Security* for €mil. 31 and to *Helicopters* for €mil. 12. The investments of “Non-recurring costs” refer to the Helicopters sector for €mil. 76 and to the *Defence Electronics & Security* sector for €mil.22.

As regards programmes that benefit from the provisions of Law 808/85 and that are classified as functional to national security, the portion of capitalised non-recurring costs, pending the fulfilment of the legal requirements for the classification under receivables, is separately classified among “other non-current assets” (Note 12). The related amount is calculated on the basis of the management’s estimate that takes account of both reasonable certainty of obtaining grants and the effects arising from time value in the event that, once they have been obtained, they are deferred over more than one financial period. Receivables for grants assessed by the grantor in relation to capitalised costs (shown here net of the related grants) are illustrated in Note 28.

The impairment for the year mainly refers to write-downs linked to programmes in the *Aircraft* business segment. Impairment tests of non-recurring costs and development costs are performed on the most significant programmes in terms of capitalisation or risk or when impairment indicators emerge. They are carried out – if conditions obtain- using the discounted cash flow method. The cash flows used are those of the product business plans, discounted on the basis of a WACC rate determined by applying the Capital Asset Pricing Model. As stated in the section on accounting principles, product business plans factor in all investments related to climate change issues.

At 31 December 2022, total research and development costs, including also “development costs” and “non-recurring costs” just mentioned, amount to €mil. 1,192 (€mil. 1,105 at 31 December 2021), of which €mil. 164 expensed (€mil. 149 at 31 December 2021).

Concessions Licenses and Trademarks

The item “Concessions, licenses and trademarks” remains essentially unchanged with an increase, net of amortization charges for the period, of €mil. 3.

Other intangible assets

“Other assets” mainly include software, intangible assets in progress and advances.

9. PROPERTY, PLANT AND EQUIPMENT

	Property, plant and equipment				Total
	Land and buildings	Plant and machinery	Equipment	Other tangible assets	
<i>1 January 2021</i>					
Cost	38	1,240	1,853	852	3,983
Amortisation, depreciation and write-offs	(33)	(984)	(1,662)	(538)	(3,217)
Carrying amount	5	256	191	314	766
Investments	-	7	36	117	160
Sales	-	-	-	(3)	(3)
Depreciation	(1)	(52)	(36)	(28)	(117)
Other changes	1	35	21	(71)	(14)
<i>31 December 2021</i>	5	246	212	329	792
broken down as follows:					
Cost	27	1,272	1,909	890	4,098
Amortisation, depreciation and write-offs	(22)	(1,026)	(1,697)	(561)	(3,306)
Carrying amount	5	246	212	329	792
Investments	-	13	45	202	260
Sales	-	-	-	(4)	(4)
Depreciation	(1)	(55)	(45)	(30)	(131)
Other changes	2	33	28	(64)	(1)
<i>31 December 2022</i>	6	237	240	433	916
broken down as follows:					
Cost	28	1,316	1,995	1,024	4,363
Amortisation, depreciation and write-offs	(22)	(1,079)	(1,755)	(591)	(3,447)
Carrying amount	6	237	240	433	916

The item showed an increase due to the new investments, net of the depreciation charges for the period, and as a result of investments in tangible assets under construction.

Investments in 2022 are mainly related to *Aircraft* for €mil. 81, *Aerostructures* for €mil. 49, *Defence Electronics & Security* for €mil. 84 and *Helicopters* for €mil. 37.

The item "Other property, plant and equipment" includes also the amount of property, plant and equipment under completion (€mil. 272 at 31 December 2022 and €mil. 169 at 31 December 2021).

Commitments for the acquisition of tangible assets were in place for €mil. 162 at 31 December 2022 (€mil. 147 at 31 December 2021).

10. RIGHT OF USE

	Right of use		
	Right of use of land and buildings	Right of use of equipment	Total
<i>1 January 2021</i>			
Cost	757	48	805
Amortisation, depreciation and write-offs	(197)	(22)	(219)
Carrying amount	560	26	586
New Contract submission	12	15	27
Closing and contract modifications	13	4	17
Depreciation	(106)	(15)	(121)
31 December 2021	479	30	509
broken down as follows:			
Cost	782	64	846
Amortisation, depreciation and write-offs	(303)	(34)	(337)
Carrying amount	479	30	509
New Contract submission	52	2	54
Closing and contract modifications	212	1	213
Depreciation	(109)	(14)	(123)
Other changes	14	1	15
31 December 2022	648	20	668
broken down as follows:			
Cost	892	61	953
Amortisation, depreciation and write-offs	(243)	(42)	(285)
Carrying amount	649	19	668

During 2022 this item showed an increase of €mil. 159 mainly due to the signature of new contracts, net of amortisation for the period.

The Company has opted to exclude from the scope of application, the leases with a term of less than 12 months and those concerning assets of modest value, the effects of which were therefore recognised among “costs for purchases”.

At 31 December 2022 acquisition commitments were in place for short-term leases for €mil. 3 (€mil. 4 at 31 December 2021).

11. EQUITY INVESTMENTS

	31 December 2021			31 December 2022		
	Equity investments	Risk provisions	Total	Equity investments	Risk provisions	Total
1 January	7,691	(4)	7,687	7,684	(14)	7,670
Acquisitions/subscriptions	246	-	246	2,446	10	2,456
Effect from Mergers/Demergers	-	-	-	(43)	-	(43)
Write-back/Write-down	(13)	(10)	(23)	1,322	(1)	1,321
Disposals	(2)	-	(2)	(1,462)	-	(1,462)
Other changes	(238)	-	(238)	(309)	-	(309)
31 December	7,684	(14)	7,670	9,638	(5)	9,633

Appendices no. 1 and 2 to these Notes provide, respectively, the changes that occurred in the year and detailed information on equity investments showing the total of assets and liabilities, as required by IFRS 12.

The carrying amount of equity investments, if conditions obtain, is tested for impairment in order to determine any possible loss in value. As mentioned, the carrying amount of individual equity investments is mainly tested by making reference to the relevant divisions; for any information on the procedures for the performance of tests and any related information, reference should then be made to Note 4.6 of the Consolidated Financial Statements.

Among the changes that occurred during the period were the following transactions:

- acquisition of capital quotas in the following investments:
 - Hensoldt AG, equal to €mil. 618, a company that is the leading German player in the field of sensor solutions for defence and security applications. The equity interest held by Leonardo is 25%;
 - Leonardo CAE Advanced Jet Training S.r.l. equal to €mil. 10, a company specialising in providing support for the activities of the International Flight Training School (IFTS). The interest held by Leonardo in the capital remained unchanged compared to 2021 (50%);
 - Polo Strategico Nazionale S.p.A., equal to €mil. 3, promoted by the Department for Digital Transformation of the Prime Minister's Office under Mission 1 of the NRRP (National Recovery and Resilience Plan). Leonardo's share in the capital is equal to 25% (see Note 5);
- within the scope of the reorganisation of the Leonardo group companies in the United States (see Note 5), the completion of the following transactions through Leonardo US Holding LLC:
 - a repayment of capital of €mil. 309 of Leonardo US Holding LLC;
 - the value write-back of previous write-downs charged to Leonardo US Holding LLC for €mil. 1,290;
 - the sale of 50%, equal to €mil. 1.462, in Leonardo US Holding LLC to direct subsidiary Leonardo International S.p.A. with the simultaneous recapitalisation of the latter company for the same amount;
 - the recapitalisation of Leonardo US Holding LLC, equal to €mil. 237, through the acquisition of direct subsidiary of AgustaWestland Philadelphia Corporation (see Note 19);
- the recapitalisations of Leonardo Partecipazioni S.p.A., equal to €mil. 39, of which an amount of €mil. 10 by using the Provision for risks on equity investments, and of Kopter, equal to €mil. 86 (see Note 34);
- the write-down, equal to €mil. 9, of which an amount of €mil. 1 under the provision for risks on equity investments, includes the losses recorded by Industria Italiana Autobus S.p.A. for the period;
- the revaluation, equal to €mil. 40, includes the improvement recorded in the volumes of Consorzio ATR GIE in 2022;
- the accounting effect of the merger, equal to €mil. 43, concerns Vitrociset S.p.A. (see Note 5).

The recoverability of the carrying amount of equity investments is verified, where the prerequisites are met, including through impairment tests, from which no critical issues have emerged.

Finally, below is reported a comparison of the carrying amounts and the average market price of the listed shares of Avio S.p.A. and Hensoldt AG in December 2022:

Listed company	N° of shares held	Stock price		Book value		Unit Difference in €	Total Difference in €mil.
		Unit €	Total €mil.	Unit €	Total €mil.		
Avio Spa	7,809,307	10.04	78.40	10.84	84.70	(0.80)	(6.30)
Hensoldt AG	26,355,000	21.85	575.80	23,45	618.04	(1.60)	(42.20)

The losses in value at 31 December 2022 of the listed companies were not considered material due to the lack of a permanent valuation over the time.

12. RECEIVABLES AND OTHER NON-CURRENT ASSETS

	31 December 2021	31 December 2022
Deferred grants under Law no. 808/85	10	6
Related parties receivables (Note 34)	443	88
Other non-current receivables	11	39
Non-current receivables	464	133
Prepayments - non-current portion	5	4
Non-recurring costs pending under Law no. 808/1985	15	29
Non-current assets	20	33

Non-current receivables showed a decrease of €mil. 331, mainly attributable to related parties, the details of which are reported in Note 34 .

Non-current assets showed an increase of €mil. 13 essentially related to the item “Non-recurring costs pending under Law 808/1985”.

The changes during the year and the composition of assets by maturity, currency and geographical area are shown in Appendices nos. 3, 4, 5 and 6 to these Notes.

13. INVENTORIES

	31 December 2021	31 December 2022
Raw materials, supplies and consumables	1,549	1,634
Work in progress and semi-finished goods	1,002	984
Finished goods and merchandise	37	42
Assets from contracts point in time	154	224
Advances to suppliers	1,450	1,065
	4,192	3,949

Inventories showed a decrease in the period equal to €mil. 243.

Provisions for write-down are entered against the inventories to cover any obsolescence, slow-moving items or if the entry value is higher than the net realisable value, for a total amount of €mil. 591 (€mil. 589 at 31 December 2021).

Point-in-time contract assets include production progress recorded on contracts that do not meet the requirements for the recognition of revenues on an over time basis.

14. CONTRACT ASSETS AND LIABILITIES

	31 December 2021	31 December 2022
Contract assets (gross)	5,336	5,360
Liabilities from contracts	(2,681)	(2,979)
Contract assets (net)	2,655	2,381
Contract liabilities (gross)	6,779	6,958
Assets from contracts	-	(207)
Contract liabilities (net)	6,779	6,751

Contract assets are stated among assets, net of related liabilities if, based on an analysis carried out on a contract-by-contract basis, the gross amount of work executed at the reporting date exceeds advances received from customers, or, among liabilities, if advances exceed the relevant work. This offsetting is performed only with regard to contract assets and liabilities and not to point-in-time contract assets classified among inventories. If the progress payments and advances from customers have not been collected at the reporting date, the corresponding amount is recognised as a receivable from customers.

Below is a breakdown of net contract assets:

	31 December 2021	31 December 2022
Cost incurred and margins recognised	5,217	5,567
Advanced received	(9,341)	(9,937)
Net value	(4,124)	(4,370)

15. TRADE AND FINANCIAL RECEIVABLES

	31 December 2021		31 December 2022	
	Trade	Financial	Trade	Financial
Receivables	2,236	16	2,395	68
Allowance for doubtful accounts	(377)	(2)	(407)	(19)
Related parties current receivables (Note 34)	1,134	63	1,133	277
	2,993	77	3,121	326

The “Provision for bad debts” mainly includes the effects of the application of IFRS 9.

The composition of assets by currency and geographical area is shown in Appendices nos. 5 and 6 to these Notes. The ageing of receivables together with an analysis of how the Company manages credit risk is reported under Note 35.

16. RECEIVABLES AND PAYABLES FOR INCOME TAXES

At 31 December 2022 income tax receivables and payables amounted to €mil. 34 (€mil.64 at 31 December 2021) and €mil. 64 (€mil. 29 at 31 December 2021) respectively.

The increase in payables is mainly attributable to the calculation of IRES (corporate income tax) and IRAP (regional tax on production) taxes determined on the 2022 result.

The changes during the year and the composition of assets and liabilities by currency and geographical area are shown in Appendices nos. 5, 6, 9 and 10 to these Notes.

17. OTHER CURRENT ASSETS

	31 December 2021	31 December 2022
Derivatives	81	211
Prepaid expenses - current portion	57	63
Receivables for grants	56	59
Receivables from employees and social security	49	35
Indirect tax receivables	17	33
Deferred receivables under Law no. 808/85	4	2
Other related parties receivables (Note 34)	27	27
Other assets	84	58
	375	488

This item showed an increase of €mil. 113 compared to 2021, mainly as a result of an increase in derivative assets for €mil. 130, mainly due to the fluctuations in the Euro/US Dollar exchange rates.

The breakdown of current assets from related parties is commented on in Note 34 .

The changes during the year and the composition of assets by currency and geographical area are shown in Appendices nos. 5 and 6 to these Notes.

The table below provides the breakdown of derivative assets and liabilities.

	Fair value at					
	31 December 2021			31 December 2022		
	Assets	Liabilities	Net	Assets	Liabilities	Net
<i>Trading</i>	-	(1)	(1)	-	(1)	(1)
<i>Cash flow hedge</i>	-	(13)	(13)	30	-	30
<i>Trading</i>	5	(5)	-	21	(21)	-
<i>Cash flow hedge</i>	76	(131)	(55)	160	(245)	(85)

The cash flow hedge is the forward instrument hedging trade items denominated in foreign currency.

18. CASH AND CASH EQUIVALENTS

The balance of “Cash and cash equivalents” at 31 December 2022, equal to €mil. 1,040 (€mil. 1,875 at 31 December 2021), was mainly the result of net cash flows realised by the Company’s divisions during the year. Cash and cash equivalents at 31 December 2022 include €mil. 5 of term deposits (€mil. 2 at 31 December 2021).

19. ASSETS AND LIABILITIES HELD FOR SALE

At 31 December 2021 the item included, for €mil. 237, the investment value in AgustaWestland Philadelphia Corporation, a 100% controlled company. As part of the project to reorganize the Leonardo Group’s presence in North America, in December 2022, the company was entirely sold to Leonardo US Holding LLC.

20. EQUITY

	31 December 2021	31 December 2022
Capital	2,499	2,499
Legal reserve	318	327
Extraordinary reserve	392	392
Reserve for actuarial gains/(losses) in equity	(70)	(60)
Cash flow hedge reserve	(59)	(58)
Stock grant reserve	40	45
Merger/demerger surplus reserve	720	706
Retained earnings and other reserves	2,019	2,107
Net profit/(loss) for the period	177	1,701
Equity	6,036	7,659

The composition of the share capital is as follows:

	Number of ordinary shares	Par value	Treasury shares value	Costs incurred (net of tax effect)	Total
Outstanding shares	578,150,395	2,544	-	(19)	2,525
Treasury shares	(2,843,120)	-	(26)	-	(26)
31 December 2021	575,307,275	2,544	(26)	(19)	2,499
Repurchase of treasury shares net of the portion sold	-	-	-	-	-
31 December 2022	575,307,275	2,544	(26)	(19)	2,499
<i>Broken down as follows:</i>					
Outstanding shares	578,150,395	2,544	-	(19)	2,525
Treasury shares	(2,843,120)	-	(26)	-	(26)

The share capital, fully subscribed and paid-up, is divided into 578,150,395 ordinary shares with a par value of € 4.40 each, including no. 2,843,120 treasury shares.

At 31 December 2022 the Ministry of Economy and Finance owned around 30.204% of the share capital.

The equity broken down by available and distributable reserves is shown in Appendix no. 7 to these Notes.

The cash flow hedge reserve includes changes in fair value of derivatives used by the Company to hedge its exposure to currency net of the effect of deferred taxes until the moment in which the “underlying position” is recognised in the income statement. When this condition is met, the reserve is recognised in the income statement to offset the economic effects of the hedged transaction.

The revaluation reserve includes the effects of the valuation of actuarial gains and losses with reference to severance pay.

21. LOANS AND BORROWINGS

	31 December 2021			31 December 2022		
	Non current	Current	Total	Non current	Current	Total
Bonds	1,589	619	2,208	1,592	36	1,628
Bank loans and borrowings	1,599	49	1,648	1,081	22	1,103
Related parties loans and borrowings (Note 34)	472	2,112	2,584	631	2,336	2,967
Lease liabilities	75	25	100	62	19	81
Other financial debts	58	29	87	59	26	85
	3,793	2,834	6,627	3,425	2,439	5,864

The item decreased by €mil. 763 mainly as a result of the change in bonds and in bank loans and borrowings.

Related parties loans and borrowings increased by €mil. 383 and included at 31 December lease liabilities amounting to €mil. 580 (€mil. 437 at 31 December 2021). The breakdown is shown in Note 34.

The main clauses that regulate the Company's loans and borrowings are provided in the section on "Financial Transactions" of the Report on Operations. Below is the breakdown in loans and borrowings:

	1 January 2021	New borrowings	Repayments/Payment of coupons	Other net increase (decrease)	Exchange differences	31 December 2021
Bonds	2,969	-	(739)	(22)	-	2,208
Bank loans and borrowings	896	800	(46)	(2)	-	1,648
Related-parties loans and borrowings	2,417	-	-	149	18	2,584
Lease liabilities	104	-	-	(4)	-	100
Other financial debts	107	-	-	(20)	-	87
	6,493	800	(785)	101	18	6,627

	1 January 2022	New borrowings	Repayments/Payment of coupons	Other net increase (decrease)	Exchange differences	31 December 2022
Bonds	2,208	-	(556)	(24)	-	1,628
Bank loans and borrowings	1,648	-	(546)	(1)	2	1,103
Related-parties loans and borrowings	2,584	-	(152)	562	(27)	2,967
Lease liabilities	100	-	-	(19)	-	81
Other financial debts	87	-	-	(2)	-	85
	6,627	-	(1,254)	516	(25)	5,864

Below is the reconciliation of the financial liabilities with the cash flows from financing activities in 2022:

	31 December 2021	31 December 2022
Balance at 1 January	6,493	6,627
Changes included in cash flows from financing activities	95	(762)
- Bond issue (Repayments)	(739)	(556)
- Term loan and BEI Subscription	800	(546)
- Net change in other borrowings	34	340
Non-monetary movements:	39	(1)
- Non-monetary items of lease liabilities	44	49
- Exchange rate effects	18	(25)
- Accrued interest	(23)	(25)
Balance at 31 December	6,627	5,864

Bonds

Below are the bonded loans in place and listed on the Luxembourg Stock Exchange:

Year of issue	Maturity	Currency	Outstanding nominal amount (mil.)(*)	Annual coupon	Type of offer
2005	2025	€	500	4.88%	European institutional
2017	2024	€	600	1.50%	European institutional
2020	2026	€	500	2.38%	European institutional

(*)Residual nominal amounts in case of issues subject to the buy-back transactions

The item decreased on account of the repayment of the residual portion (€mil. 556) of the 2009 bonded loan of an original amount of €mil. 600 reaching its expiry date.

The Company's issues are governed by rules with standard legal clauses for these types of corporate transactions on institutional markets that do not require any undertaking with regard to compliance with specific financial parameters (financial covenants) but they do require negative pledge and cross-default clauses. Based on negative pledge clauses, the Company is expressly prohibited from pledging collateral security or other obligations to secure its debt in the form of bonds or listed financial instruments or financial instruments that qualify for listing, unless these guarantees are extended to all bondholders. Exceptions to this prohibition are securitisation and, as from July 2006, the establishment of assets for the use indicated in Article 2447-bis et seq. of the Italian Civil Code. On the contrary, the cross-default clauses give the bondholders the right to request early redemption of the bonds in their possession in the event of default by the Company that results in a failure to make payment beyond pre-set limits.

Bank loans and borrowings

The item decreased by €mil. 545 as a result of the early repayment of the €mil. 500 Term-Loan subscribed in 2018 and expiring in November 2023.

The item includes loan agreements entered into with the European Investment Bank (EIB) amounting to:

- €mil. 200 subscribed in December 2020 and used in January 2021, maturity date 2033;
- €mil. 300 subscribed in 2018, maturity date 2031.

Both loans have been raised to finance investment projects provided for in the Group's Industrial Plan.

The item also includes the ESG-linked Term Loan facility raised and used in December 2021 equal to €mil. 600, with a duration of 5 years and maturity date the beginning of 2027.

Related parties loans and borrowings

Payables to related parties amounting to €mil. 2,967 increased by €mil. 383 compared to 31 December 2021.

The item includes among others the loan agreement of €mil. 100 entered into in 2020 with Cassa Depositi e Prestiti (CDP) aimed at co-financing some investment projects provided for in the Industrial Plan and lease liabilities for €mil. 580 (€mil. 437 at 31 December 2021).

For a more detailed breakdown of related parties loans and borrowings, reference is made to Note 34 .

Other financial debts

The item includes the residual balance of subsidised loans, related to programmes and projects of the companies and business units merged.

Exposure to changes in interest rates of the financial liabilities is as follows:

	Bonds		Bank loans and borrowings		Related parties loans and borrowings (Note 34)		Lease liabilities		Other financial debts		Total	
	floating	fixed	floating	fixed	floating	fixed	floating	fixed	floating	fixed	floating	fixed
31 December 2021												
Within 1 year	-	619	22	27	1,993	119	-	25	29	-	2,044	790
2 to 5 years	-	1,589	631	38	100	217	-	48	58	-	789	1,892
Beyond 5 years	-	-	768	162	53	102	-	27	-	-	821	291
Total	-	2,208	1,421	227	2,146	438	-	100	87	-	3,654	2,973

	Bonds		Bank loans and borrowings		Related parties loans and borrowings (Note 34)		Lease liabilities		Other financial debts		Total	
	floating	fixed	floating	fixed	floating	fixed	floating	fixed	floating	fixed	floating	fixed
31 December 2022												
Within 1 year	-	36	22	-	2,286	108	-	19	26	-	2,334	163
2 to 5 years	-	1,592	749	62	100	362	-	36	59	-	908	2,052
Beyond 5 years	-	-	131	139	-	111	-	26	-	-	131	276
Total	-	1,628	902	201	2,386	581	-	81	85	-	3,373	2,491

Lease liabilities

The item lease liabilities at 31 December 2022 amounted to €mil. 661 (€mil. 537 at 31 December 2021) of which €mil. 81 (€mil. 100 at 31 December 2021) to third parties and €mil. 580 (€mil. 437 at 31 December 2021) to related parties.

Below is the financial information prepared in accordance with the scheme required under CONSOB communication DEM/6064293 of 28 July 2006 and updated in accordance with the ESMA guidelines 32-382-1138 of 4 March 2021 as implemented in the CONSOB warning notice no. 5/21 of 29 April 2021.

Separate Financial Statements at 31 December 2022

	31 December 2021	31 December 2022
A - Cash	(1,875)	(1,040)
C - Other current financial assets	-	-
D - Liquidity	(1,875)	(1,040)
E - Current financial debt (*)	2,138	2,077
F - Current portion of non-current financial debt	619	36
G - Current financial debt	2,757	2,113
H - Net current financial debt (funds)	882	1,073
I - Non-current financial debt (*)	3,793	3,425
J - Debt instruments (**)	(8)	19
K - Trade payables and other non-current liabilities	165	170
L - Non-current financial debt	3,950	3,614
M - Total financial debt	4,832	4,687

(*) Includes leasing payables for € mil. 661, of which € mil. 126 current (€ mil. 537 at 31 December 2021, of which € mil. 144 current)

(**) Includes the fair value of foreign exchange derivatives hedging debt items

The reconciliation between Net Financial Debt and Group Net Debt, used as KPI, is as follows:

	Note	31 December 2021	31 December 2022
Net financial debt com. CONSOB no. DEM/6064293		4,832	4,687
Non-current payables to MED (Law 808/1985)	24	(165)	(170)
Non current financial receivables from Group's consolidated entities		(430)	(75)
Net debt (KPI)		4,237	4,442

22. PROVISIONS FOR RISKS AND CHARGES AND CONTINGENT LIABILITIES

	Guarantees given	Restructuring	Penalties	Product guarantees	Contracts (final losses)	Other provisions	Total
1 January 2021							
Current	35	53	10	113	294	440	945
Non current	-	28	4	68	-	319	419
	35	81	14	181	294	759	1,364
Allocations	1	66	3	59	45	152	326
Uses	-	(38)	(7)	(10)	-	(64)	(119)
Reversals	-	-	-	(33)	(112)	(80)	(225)
Other changes	(1)	1	4	25	15	(42)	2
31 December 2021	35	110	14	222	242	725	1,348
<i>Broken down as follows:</i>							
Current	35	48	8	138	242	379	850
Non current	-	62	6	84	-	346	498
	35	110	14	222	242	725	1,348
Allocations	2	97	1	81	67	303	551
Uses	(1)	(32)	-	(14)	-	(14)	(61)
Reversals	(14)	-	(4)	(48)	(126)	(174)	(366)
Other changes	(1)	(7)	-	-	76	(76)	(8)
31 December 2022	21	168	11	241	259	764	1,464
<i>Broken down as follows:</i>							
Current	21	39	7	161	259	299	786
Non current	-	129	4	80	-	465	678
	21	168	11	241	259	764	1,464

The amount of the provision for risks showed an increase of €mil. 116 compared to the previous year.

The provision for “restructuring” showed an increase of €mil. 58 and includes the effects of the early retirement schemes under Article 4 of Law 92/2012 (Fornero Act), provided for in the agreement signed with the national trade unions in January 2023 (see Note 5) and in 2021.

“Other provisions for risks and charges” mainly include:

- the provision for tax disputes of €mil. 61 (€mil. 54 at 31 December 2021), of which new accruals to provisions for €mil. 13;
- the provision for litigation with employees and former employees of €mil. 18 (€mil. 24 at 31 December 2021) of which new accruals to provisions for €mil. 5;
- the provision for critical issues on contracts equal to €mil. 380 (€mil. 292 at 31 December 2021), of which new accruals to provisions for €mil. 234, attributable in particular to the Aircraft division.

With regard to risks, below is a summary of the criminal proceedings that are currently underway against Leonardo Spa, as well as certain former directors and executives, concerning acts committed during the performance of their duties at the Company. With specific reference to the events that occurred in 2022 and in early 2023:

- On 22 May 2019 the Supreme Court rejected the appeals submitted against the judgment whereby on 8 January 2018 the Milan Court of Appeal had acquitted the former Chairman and Chief Executive Officer of Leonardo and the former Chief Executive Officer of AgustaWestland SpA of the charges for the crimes under Articles 110, 112, paragraph 1, 318, 321 and 322-bis, paragraph 2(2) of the Italian

Criminal Code and Article 2 of Legislative Decree 74/2000, within the proceedings brought in relation to the supply of twelve AW 101 VIP/VVIP helicopters to the Indian Government.

In respect of these companies, it is recalled that on 25 July 2014, pursuant to Article 58 of Legislative Decree 231/2001, the Public Prosecutor dismissed the proceedings against Leonardo, holding groundless, following the conclusion of investigations, the Company's involvement from both a factual and legal point of view. The Prosecutor also acknowledged that since 2003 the Company has adopted, actually implemented and regularly updated an Organisational, Management and Control Model that is conceptually suitable to prevent offences like the one in question and is also focused on compliance processes as to guarantee adequate standards of fairness and ethical conduct. In addition, on 28 August 2014 the Judge for Preliminary Investigations (GIP, *Giudice delle Indagini Preliminari*) of the Court of Busto Arsizio – in granting the motions put forth by the companies – imposed administrative penalties pursuant to Article 63 of Legislative Decree 231/2001 and Article 444 and ff. of the Italian Code of Criminal Procedure, amounting to €80,000 for AgustaWestland SpA and €300,000 for AgustaWestland Ltd, and ordered the confiscation of the equivalent of €mil. 7.5. In this regard, on 20 April 2021 the Court of Appeal of Brescia, following the requests by AgustaWestland SpA and AgustaWestland Ltd for the review of the abovementioned rulings, revoked the rulings challenged and acquitted the aforesaid companies. Since times for a possible appeal to the Supreme Court expired, the ruling became definitive.

As regards the investigations started by the Indian Judicial Authority (CBI) in February 2013 for the same facts referred to above, on 2 February 2018 a notice was served on AgustaWestland International Ltd., whereby the latter was invited to appear at the hearing to be held on 30 May 2018 before the Patiala House Court in New Delhi within the criminal proceedings brought therein against the aforesaid company and other entities and persons, including Leonardo Spa.

On 13 April 2018 the Milan Public Prosecutor's Office served the abovementioned notice of invitation to appear at the hearing on 30 May 2018 on Leonardo Spa. The Company submitted an application for enforcement review before the Judge for Preliminary Investigations (GIP) of the Court of Milan, which was rejected on 22 May 2018, as well as an appeal before the Lazio Regional Administrative Court. The Company also took the same legal actions with respect to the service of the notice of invitation to appear in court at the hearing on 10 September 2018. By a judgment dated 3 July 2019, the Lazio Regional Administrative Court rejected the appeals submitted by Leonardo Spa; the Company then filed an appeal against the abovementioned measures. By a judgment dated 7 May 2020 the Council of State granted the appeals submitted by Leonardo.

Leonardo Spa has brought the same lawsuits before the administrative Court and before the Judge for Preliminary Investigations of the Court of Milan, including with reference to the services of notice of invitation to appear at the hearings set on 18 September 2019 and 18 December 2019. The Lazio Regional Administrative Court, by judgment dated 24 September 2021, rejected the appeals submitted by Leonardo; the Company filed an appeal with the Council of State, which, by judgment handed down at a plenary meeting on 6 December 2022, granted the appeal filed by Leonardo, annulling the orders issued by the Ministry of Justice.

With regard to objecting to the execution of a judicial measure, the Judge of Preliminary Investigations of the Court of Milan granted the claims submitted by Leonardo by an order filed on 22 March 2022 while revoking the decrees whereby the notifications had been ordered by the Milan Public Prosecutor's Office.

On the contrary AgustaWestland International Ltd appeared at the hearings set within the proceedings brought by the Central Bureau of Investigation and the proceedings are continuing before the Patiala House Court of New Delhi.

On 28 August 2019 the Public Prosecutor's Office of Milan served on Leonardo Spa a notice of invitation to appear at the hearing of 18 September 2019 within further proceedings brought by the

Indian Judicial Authority (Directorate of Enforcement) in relation to the supply of 12 AW 101 VIP/VVIP helicopters to the Indian Government. The Company submitted an application for enforcement review before the Judge for Preliminary Investigations of the Court of Milan, as well as an appeal with the Lazio Regional Administrative Court, even in relation to this notice. The Lazio Regional Administrative Court, by the same judgment of 24 September 2021, rejected the appeal submitted by Leonardo which filed an appeal with the Council of State. The latter granted the appeal submitted by Leonardo by a judgment handed down at a Plenary Meeting on 6 December 2022. With regard to objecting to the execution of a judicial measure, the Judge of Preliminary Investigations of the Court of Milan revoked, in the same order of 22 March 2022, the decree whereby the notification had been ordered by the Milan Public Prosecutor's Office.

Finally, it should be noted that on 11 February 2020 a notice was served on AgustaWestland International Ltd whereby it was invited to appear in court within the proceedings brought by the Indian Judicial Authority (Directorate of Enforcement). The proceedings initiated by the Indian Authorities (CBI and Directorate of Enforcement) are currently pending in a preliminary phase before the Rouse Avenue Court in New Delhi;

- By appeal to the Supreme Court served on 12 January 2022, the attorney general challenged the judgment whereby on 19 January 2021 the Court of Appeals of Milan rejected the appeals submitted against the judgment whereby on 15 June 2017 the Court of Milan acquitted certain directors of the then-Breda Termomeccanica SpA, subsequently Ansaldo SpA, who served during the period from 1973 to 1985, charged with having committed the crimes under Article 589, paragraphs 1, 2 and 3, Article 40, paragraph 2, Article 41, paragraph 1 of the Italian Criminal Code, Article 2087 of the Italian Civil Code and Article 590, paragraphs 1, 2, 3, 4 and 5, of the Italian Criminal Code, for violation of the rules governing the prevention of occupational diseases. Leonardo had entered appearance in the civil action within the abovementioned proceedings. On 8 November 2022 the Supreme Court declared that the appeal was inadmissible;
- With reference to the criminal proceedings pending before the Court of Vercelli against three former employees of AgustaWestland SpA (who are currently working for Leonardo – Helicopters Division) and an employee of AgustaWestland Philadelphia Corporation for the crime referred to in Article 449 of the Italian Criminal Code in relation to Articles 428 and 589 of the Italian Criminal Code, relating to the accident that occurred in Santhià on 30 October 2015, the Court acquitted the defendants by judgment published on 14 February 2023, because the fact does not exist, setting a time limit of 90 days for the filing of the grounds for the decision.

Based upon the information gathered and the results of the analysis carried out so far, the Directors of Leonardo did not allocate any specific provisions in relation to these cases. Any negative developments - which cannot be foreseen, nor determined to date - arising from any internal investigations or judicial investigations being conducted, will be subject to consistent assessment for the purposes of provisions (if any).

* * * * *

With regard to the provisions for civil, tax and administrative disputes, it is underlined that the Company's operations regard industries and markets where many disputes, both as petitioner and plaintiff, are settled only after a considerable period of time, especially in cases where the customer is a government entity. Pursuant to the IFRSs, provisions have only been set aside for risks that are deemed probable and for which the amount can be determined. No specific provisions have been set aside for certain disputes in which the Company is defendant as these disputes are reasonably expected to be settled, based on current knowledge, satisfactorily and without significantly impacting the Company. Of particular note are the following disputes:

- the proceedings brought by Firema under extraordinary management before the Court of Naples against the directors and statutory and independent auditors of Firema Trasporti (General Register 32257/13) in order to have them declared responsible for the financial collapse caused to the company, within which Leonardo and AnsaldoBreda have been summoned as parties concerned by the former directors Giorgio and Gianfranco Fiore.

As to the action brought by GMR against Leonardo and AnsaldoBreda due to an abuse of economic dependence before the Court of Naples (General Register 16312/15), at the hearing held on 1 October 2020 the President of the Division first pointed out some issues connecting the two proceedings and then referred the present case before the judge of the proceedings under General Register 32257/13 in order for the proceedings to be possibly joined.

In both proceedings Leonardo and AnsaldoBreda appeared before the court requesting that, on the merits, the claims submitted against them be dismissed as clearly groundless as of fact and as of right.

At the hearing held on 4 October 2022 the Court: (i) with regard to proceedings under General Register no. 32257/13, took note of the death of Mr Gianfranco Fiore and declared the discontinuance of the trial; (ii) with regard to proceedings under General Register no. 16312/15, merely adjourned the case to the hearing on 8 November 2022, which was then postponed several times until 23 May 2023, for re-joining with the first proceedings, which had been resumed in the meantime;

- The proceedings brought by Mr Pio Deiana (to have a deed of settlement entered into with former Ansaldo Industria declared null and void) before the Rome Court of Appeal – which had been discontinued following the latter's death and then resumed by his sister. During the course of the proceedings, the existence of another heir of the deceased person was noted; accordingly, at the last hearing on 26 October 2022, the Court declared the latter's non-appearance and set a hearing for the specification of conclusions on 18 December 2024.

* * * * *

Moreover, given their complexity, their cutting-edge technological content and the nature of the customers, the Company's long-term contracts are sometimes affected by disputes with customers in relation to the compliance of works with customer specifications and product performances. The Company adjusts the estimated contract costs for foreseeable issues, also taking into account the possible developments in the relevant disputes. With regard to contracts in progress affected by uncertainties and issues under discussion with customers we point out that:

- by a request for arbitration filed on 25 October 2019, Leonardo S.p.a. and PSC S.p.A. (collectively referred to as "LP" unincorporated joint venture) initiated arbitration proceedings against Galfar Misnad Engineering & Contracting W.L.L., Salini-Impregilo S.p.A. (now Webuild) and Cimolai S.p.A. (collectively referred to as "GSIC" unincorporated joint venture) to seek an order imposing them to pay, among others, the fees that were still unpaid and any additional costs relating to the subcontract that had been entered into between the parties on 22 September 2016, whereby GSIC appointed LP to provide supplies and carry out certain manufacturing operations. These electrical, mechanical and plumbing plant engineering works are included in the general contract, awarded to GSIC, for the design and construction of the Al Bayt Stadium in Al Khor City (Qatar). The regular progress of the subcontracted works was strongly affected by a number of delays not attributable to LP, as well as by numerous additions and variations to the works that had been initially agreed and the shortcomings of the technical documentation prepared by GSIC. On the other hand, the latter submitted allegations to the contrary, while also charging LP with having caused damage to its organisation.

In this context, on a preliminary basis LP asked the court to order GSIC to pay the remaining instalments of the fees initially envisaged in the subcontract, as well as any and all additional costs incurred for a total of about QAR mil. 1,500 (about €mil. 388 at 17 February 2023). On the other hand, GSIC contested any charges and asked the court, on a counterclaim basis, to order LP to compensate for any damage the latter had allegedly caused, for a total of QAR mil. 721 (about €mil. 186 at 17 February 2023).

From a procedural point of view, the phase for the exhibition of documents between the parties was completed in December 2021 following an initial exchange of briefs and statements (including the Memorial of claim submitted by LP in November 2020 and the subsequent Memorial of defence and counterclaim submitted by GSIC in July 2021). In addition to the hearing held in Doha from 4 to 15 July 2022, the Arbitral Tribunal revised the trial schedule, expecting to issue the final award by July 2023.

23. EMPLOYEE BENEFIT OBLIGATIONS

	31 December 2021	31 December 2022
Severance pay provision	239	208
Defined contribution plans	31	38
	270	246

The severance pay provision showed a reduction essentially due to early retirements under art. 4 of Law 92/2012 (Fornero Act).

The amount of the costs related to employee benefit obligations, which was recognised during the year under financial expense, is equal to €mil. 2 (€mil.1 at 31 December 2021).

Below are the changes in the severance pay:

	31 December 2021	31 December 2022
Opening balance	250	239
Net interest expense	1	2
Remeasurement	8	(10)
<i>Actuarial losses (gains) through equity - financial assumptions</i>	8	(10)
Benefits paid	(19)	(27)
Other changes	(1)	4
Closing balance	239	208

It should be noted that the portion of cost for the year relating to amounts transferred to pension funds or to a treasury fund managed by INPS is recognised according to the rules for defined-contribution plans, without any actuarial assessment.

The main actuarial assumptions used in the valuation of defined-benefit plans and of the portion of the severance pay that has maintained the nature of defined-benefit plan are as follows:

	31 December 2021	31 December 2022
Discount rate (annual)	0.7%	3.7%
Inflation rate	1.4%	2.2%

The sensitivity analysis for each significant actuarial assumption, which shows the effects on bonds in absolute value, is as follows:

	31 December 2021		31 December 2022	
	-0.25%	+0.25%	-0.25%	+0.25%
Discount rate (annual)	3	(3)	2	(2)
Inflation rate	(2)	2	(2)	2

The average duration of the severance pay is five years.

24. OTHER NON-CURRENT AND CURRENT LIABILITIES

	31 December 2021		31 December 2022	
	Non current	Current	Non current	Current
Employee obligations (*)	49	359	41	367
Deferred income	151	65	122	124
Amounts due to social security institutions	1	195	-	195
Payables to MED (Law no. 808/85)	165	-	170	-
Payables to MED for monopoly costs (Law no. 808/85)	220	16	185	45
Indirect tax liabilities	-	63	-	88
Derivatives	-	150	-	267
Other liabilities	79	262	58	246
Other payables to related parties (Note 34)	144	36	157	81
	809	1,146	733	1,413

(*) Non-current item includes other employee benefits related to seniority bonuses

The item increased by €mil. 191 compared to 2021 mainly due to the increase in derivative liabilities for €mil. 117, essentially determined by the fluctuation of the Euro/US Dollar exchange rate and by the increase in deferred income for €mil. 30.

“Deferred income” specifically includes subsequent years rentals already collected in past years in relation to the agreements for the sale of “Ansaldo” trademark, royalties and grants collected.

The payables to the Ministry for Economic Development (MED) under Law 808/1985 relate to monopoly costs accrued on national security and similar projects, as well as payables for grants received from MED for the development of programmes not related to national security and similar projects eligible for benefits under Law 808/1985.

The breakdown of other payables to related parties is described in Note 34 .

“Other payables” mainly refer to contractual agreement and penalties for €mil. 116, commissions and royalties for €mil. 39.

The changes recorded during the year and the composition of liabilities by maturity, currency and geographical area are shown in Appendices nos. 8, 9 and 10 to these Notes.

25. TRADE PAYABLES

	31 December 2021	31 December 2022
Suppliers	1,980	1,808
Trade payables to related parties (Note 34)	760	667
	2,740	2,475

26. GUARANTEES AND OTHER COMMITMENTS

At 31 December 2022 the Company had in place the following guarantees:

	31 December 2021	31 December 2022
Guarantees in favour of related parties (Note 34)	4,011	3,782
Guarantees in favour of third parties	7,805	8,101
Guarantees given to third parties	1,954	1,732
Unsecured guarantees given	13,770	13,615

Specifically, the main guarantees issued consist of:

- bank and insurance sureties in favour of third-party companies for an amount of €mil. 8,101 (€mil. 7,805 at 31 December 2021);
- bank and insurance counter-guarantees issued in the interest of related parties for €mil. 1,200 (€mil. 951 at 31 December 2021);
- direct commitments issued by the Company in favour of tax authorities, customers and co-suppliers (Parent Company Guarantee) for €mil. 1,730 (€mil. 1,952 at 31 December 2021), in favour of related parties for €mil. 2,582 (€mil. 3,060 at 31 December 2021) and in favour of other companies for €mil. 2 (€mil. 2 at 31 December 2021).

In addition to the above commitments, the Company issued non-binding letters of patronage on behalf of subsidiaries and certain associates in support for their commercial activities.

27. REVENUES

	2021	2022
Revenue from contracts with customers	6,808	6,640
Change in contract assets	308	291
Revenue and change in contract assets from related parties (Note 34)	2,216	2,625
Total revenues	9,332	9,556

The performance in terms of revenues by business sector at Group level is commented on in the Report on Operations.

Below is the breakdown of revenue by timing of reporting:

	2021	2022
Revenues recognized at point in time	1,658	1,429
Revenues recognized over time	7,674	8,127
Total	9,332	9,556

Revenues were realised in the following geographical areas:

	2021	2022
Italy	2,298	2,060
United Kingdom	286	389
Rest of Europe	2,559	2,619
United states of America	920	1,159
Rest of the world	3,269	3,329
	9,332	9,556

28. OTHER OPERATING INCOME (EXPENSES)

	2021			2022		
	Income	Expenses	Net	Income	Expenses	Net
Grants for research and development costs (*)	26	-	26	26	-	26
Other operating grants	10	-	10	4	-	4
Gains/losses on sales of intangible asset, property, plant and equipment	-	-	-	2	-	2
Reversals/accruals to provisions for risks	216	(242)	(26)	360	(439)	(79)
Exchange rate difference on operating items	117	(134)	(17)	155	(163)	(8)
Insurance reimbursements	8	-	8	3	-	3
Indirect taxes	-	(9)	(9)	-	(9)	(9)
Other operating income (expenses)	14	(47)	(33)	69	(43)	26
Other operating income (expenses) from related parties (Note 34)	8	-	8	10	-	10
	399	(432)	(33)	629	(654)	(25)

(*) To which must be added "Non-recurring costs pending under Law 808/1985" (Note 12) equal to €mil. 15 (no increase at 31 December 2021) and "Non-current and current receivables for measures pending under Law 808/1985" (Note 12 and Note 17 respectively) equal to €mil. 5 (€mil. 50 at 31 December 2021).

Other income, net of operating expenses, at 31 December 2022 remained substantially unchanged compared to the previous year, showing an increase of €mil. 8. The main changes involved the use of and accruals to provisions for risks. In particular:

- the product warranty provision for an accrual of €mil. 81 and uses of €mil. 48;
- the provision for onerous contracts (final losses) for an accrual of €mil. 67 and uses of €mil. 126;
- the provision for critical issues on contracts for an accrual of €mil. 234 and uses of €mil. 70.

29. PURCHASE AND PERSONNEL EXPENSES

	2021	2022
Purchase of materials from third parties	2,362	2,365
Change in inventories of raw materials	127	(77)
Costs for purchases from related parties (Note 34)	1,166	1,340
Purchases	3,655	3,628
Services rendered by third parties	2,214	2,110
Costs of leases	54	59
Royalties	22	24
Services rendered by related parties (Note 34)	630	822
Services	2,920	3,015
Wages and salaries	1,520	1,583
Social security contributions	434	457
Costs related to defined-contribution plans	104	116
Employee disputes	-	(4)
Restructuring costs - net	80	108
Other personnel expenses net of cost recovery	15	9
Personnel expenses	2,153	2,269
Change in finished goods, work in progress and semi-finished products	112	(62)
Internal work capitalised	(235)	(176)
Total purchases and personnel expenses	8,605	8,674

The average workforce at 31 December 2022 was equal to 29,792 units, showing an increase 794 units compared to 2021.

The figure of total workforce at 31 December 2022, equal to 30,457 units, showed an increase of 718 units compared to 2021.

The figure related to the average workforce is affected by the presence of part-time employees and personnel that took extended leave.

The increase in headcount was mainly attributable to the personnel (average workforce of 543 at 31 December 2022) of the former Vitrociset Spa, merged by incorporation into Leonardo Spa (see Note 5).

The increase in labour cost was also affected by both the aforementioned merger and the increase in restructuring costs.

Below is the breakdown of workforce by category:

	Average Workforce			Total Workforce		
	31 December 2021	31 December 2022	Change	31 December 2021	31 December 2022	Change
Senior managers (*)	817	834	17	832	875	43
Middle managers	3,352	3,493	141	3,470	3,642	172
Clerical employees	17,090	17,907	817	17,718	18,573	855
Manual labourers (**)	7,739	7,558	(181)	7,719	7,367	(352)
Total	28,998	29,792	794	29,739	30,457	718

(*) Includes pilots

(**) Includes senior manual labourers

30. AMORTISATION, DEPRECIATION AND FINANCIAL ASSETS VALUE ADJUSTMENTS

	2021		2022	
Amortisation of intangible assets		112		144
<i>Development costs</i>	24		30	
<i>Non-recurring costs</i>	43		63	
<i>Acquired through business combinations</i>	2		2	
<i>Concessions, licenses and trademarks</i>	22		24	
<i>Other intangible assets</i>	21		25	
Depreciation of property, plant and equipment and investment properties		117		131
Depreciation of right of use		121		123
Impairment of other assets		41		23
Financial assets value adjustments		(3)		82
<i>Contract assets and liabilities</i>	(9)		(3)	
<i>Operating receivables</i>	8		16	
<i>Other financial assets</i>	(2)		69	
		388		503

Amortisation, depreciation and financial assets value adjustments showed an increase of €mil. 115 compared to 2021. Financial assets value adjustments refer to evaluations periodically carried out in order to assess the recoverability of the financial assets recognised in the separate financial statements, in compliance with the provisions of IFRS 9 on impairment.

31. FINANCIAL INCOME AND EXPENSE

	2021			2022		
	Income	Expenses	Net	Income	Expenses	Net
Interest to/from banks	-	(14)	(14)	2	(19)	(17)
Interest on lease liabilities	-	(3)	(3)	-	(2)	(2)
Interest and other charges on bonds	-	(79)	(79)	-	(50)	(50)
Commissions	-	(16)	(16)	-	(10)	(10)
Dividends	121	-	121	269	-	269
Premiums (paid) received on IRS	-	(4)	(4)	-	(4)	(4)
Premiums (paid) received on forwards	38	(33)	5	35	(56)	(21)
Income and charges from equity investments and securities	13	-	13	-	-	-
Value adjustments on equity investments	-	(97)	(97)	1,330	(44)	1,286
Fair value gains (losses) through profit or loss	21	(25)	(4)	25	(5)	20
Exchange rate differences	40	(39)	1	38	(44)	(6)
Financial income (expense) - related parties (Note 34)	15	(17)	(2)	15	(31)	(16)
Other financial income and expense	15	(29)	(14)	19	(52)	(33)
	263	(356)	(93)	1,733	(317)	1,416

The improvement in net financial income and expense was equal to €mil. 1,509 compared to 2021 and is mainly due to the value adjustment of investments that includes the write-back for €mil. 1,290 of Leonardo US Holding (see Note 5).

Dividends, equal to €mil. 269, increased by €mil.148 compared to 31 December 2021 (€mil. 121).

Fair value results through profit or loss are as follows:

	2021			2022		
	Income	Expenses	Net	Income	Expenses	Net
Ineffective portion of hedging swap	21	(25)	(4)	24	(5)	19
Gains (charges) on FVTPL	-	-	-	1	-	1

32. INCOME TAXES

Income taxes can be broken down as follows:

	2021	2022
IRES (corporate income tax)	-	(52)
IRAP (reg. tax on production)	(13)	(32)
Benefit under consolidated tax mechanism	7	-
Tax related to previous periods	-	(13)
Provisions for tax disputes	1	(12)
Deferred tax - net	(11)	41
Other taxes	(20)	(1)
Total income taxes	(36)	(69)

Below is an analysis of the composition of the theoretical and effective tax rates for 2022 and 2021:

	2021	2022
Profit (loss) before income taxes	214	1,769
Tax rate	16.8%	3.9%
Theoretical tax	(51)	(425)
Permanent differences	(1)	(1)
Timing differences	(4)	-
Unrecognised tax consolidation benefit	(4)	-
Dividends	28	61
Reversal (Impairment) of equity investments	(6)	317
IRAP tax	(13)	(32)
Net deferred tax assets	(7)	13
Registration of deferred tax assets on tax losses	-	5
Tax provision	1	(12)
Other taxes	21	5
Total tax through profit or loss	(36)	(69)
Theoretical tax	24.0%	24.0%
Permanent differences	(0.5%)	(0.1%)
Timing differences	(1.9%)	n.a.
Unrecognised tax consolidation benefit	(1.9%)	n.a.
Dividends	13.1%	3.4%
Reversal (Impairment) of equity investments	(2.8%)	17.9%
IRAP tax	(6.1%)	(1.8%)
Net deferred tax assets	(3.3%)	0.7%
Registration of deferred tax assets on tax losses	n.a.	0.3%
Tax provision	0.5%	(0.7%)
Other taxes	9.8%	0.3%
Total tax	(16.8%)	(3.9%)

The effective tax rate went from (16.8%) in 2021 to 3.9% in 2022.

It should be noted that a portion of deferred tax assets related to tax losses. In this regard, during the year they were written off with a reversal through profit or loss for €mil. 64 and new deferred tax assets of €mil. 5 were recognised on losses valued on the basis of the taxable income envisaged by the business plans. At the end of the year, there were no losses which had not been measured for the Company.

Deferred taxes and related receivables and payables at 31 December 2022 were the result of the following differences:

	2021	2022
Deferred tax assets on tax losses	3	(59)
Property, plant and equipment and intangible assets	28	(7)
Provision for risks and impairment	(16)	58
Other	(26)	49
Deferred taxes recognised through profit or loss	(11)	41

	31 December 2021			31 December 2022		
	Financial statement			Financial statement		
	Assets	Liabilities	Net	Assets	Liabilities	Net
Deferred tax assets on tax losses	64	-	64	5	-	5
Property, plant and equipment and intangible assets	21	(19)	2	22	(26)	(4)
Provision for risks and impairment	527	-	527	588	-	588
Other	144	(56)	88	177	(38)	139
Deferred taxes recognised through balance sheet	756	(75)	681	792	(64)	728
Cash-flow hedge derivatives	20	(1)	19	38	(19)	19
On actuarial gains and losses	11	(4)	7	11	(4)	7
Deferred taxes recognised through equity	31	(5)	26	49	(23)	26
	787	(80)	707	841	(87)	754

33. CASH FLOWS FROM OPERATING AND INVESTING ACTIVITIES

	2021	2022
Net result	177	1,701
Amortisation, depreciation and financial assets value adjustments	388	503
Income taxes	36	69
Net allocations to the provisions for risks and inventory write-downs	163	278
Net financial expense /(income)	91	(1,416)
Other non-monetary items	67	(1)
	922	1,134

The changes in working capital are as follows:

	2021	2022
Inventories	559	232
Contract assets and liabilities	(507)	206
Trade receivables and payables	(432)	(488)
	(380)	(50)

The changes in other operating assets and liabilities are as follows:

Separate Financial Statements at 31 December 2022

	2021	2022
Payment of pension plans	(20)	(27)
Changes in provisions for risks and other operating items	55	(74)
	35	(101)

Changes in other investing activities include dividends received and the effects of acquisitions and sales of equity investments. Below is a breakdown:

	2021	2022
Strategic transactions	(3)	(616)
Dividends received	63	161
Changes in other investment and divestment activities	(447)	(158)
	(387)	(613)

The outlay of €mil. 616 related to transactions on equity investments that for their nature qualify as “strategic transactions” refers to the acquisition of Hensoldt AG.

34. FINANCIAL TRANSACTIONS WITH RELATED PARTIES

Related party transactions are carried out at arm's length, as is settlement of the interest-bearing receivables and payables when not governed by specific contractual conditions. The relevant financial statements amounts are shown below. The statement of cash flows presents the impact of related party transactions on cash flows:

Receivables at 31 December 2021

	Non-current loans and receivables	Current loans and receivables	Trade receivables	Receivables from consolidated tax mechanism	Other current and non-current receivables	Total
<u>Subsidiaries</u>						
AgustaWestland Philadelphia Co			189		1	190
Kopter Group AG	190		2			192
Leonardo UK Ltd			266			266
Leonardo Global Solutions SpA	86		5	4	13	108
Leonardo Belgium SA			9			9
Leonardo Australia PTY Ltd			21			21
Leonardo Malaysia SDN BHD			14			14
So.Ge.Pa. Società Generale di Partecipazioni SpA	17					17
Leonardo US Holding Llc	137					137
Vitrociset SpA		20	5			25
Other with unit amount lower than €mil. 10			38	1	2	41
<u>Associates</u>						
NHIndustries SAS			192			192
Eurofighter Jagdflugzeug Gmbh			117			117
Iveco - Oto Melara S.c.a.r.l.			11			11
AgustaWestland Aviation Services LLC			17			17
Advanced Air Traffic System SDH BHD			12			12
Elettronica SpA			2			2
Other with unit amount lower than €mil. 10	1	2	19			22
<u>Joint Venture</u>						
GIE ATR			23			23
MBDA SAS			15			15
Thales Alenia Space SAS		37	6			43
Joint Stock Company Helivert			20			20
Orizzonte Sistemi Navali SpA			39			39
Telespazio SpA	12	1	3	5		21
Other with unit amount lower than €mil. 10			2			2
<u>Consortiums</u>						
Other with unit amount lower than €mil. 10		1	2			3
<u>Companies subject to the control or considerable influence of the MEF</u>						
CDP Cassa Depositi e Prestiti SPA			69			69
Poste Italiane SpA			9			9
ENAV SpA			13			13
Other with unit amount lower than €mil. 10			8			8
<u>Other related parties</u>						
Other with unit amount lower than €mil. 10		2	6		1	9
Total	443	63	1,134	10	17	1,667
% against total for the period	95.5%	81.8%	37.9%	2.7%	4.5%	

Separate Financial Statements at 31 December 2022

Receivables at 31 December 2022

	Non-current loans and receivables	Current loans and receivables	Trade receivables	Receivables from consolidated tax mechanism	Other current and non-current receivables	Total
<u>Subsidiaries</u>						
AgustaWestland Philadelphia Co			127		1	128
W.S.K. PZL-Swidnik S.A.			15			15
Selex ES SpA (In Liquid.)			1		15	16
Kopter Group AG		199	3			202
Leonardo UK Ltd			184			184
Leonardo Global Solutions SpA	75	1	3		7	86
Leonardo CAE Advanced Jet Training Srl			31			31
Leonardo Belgium SA			11			11
Leonardo Australia PTY Ltd			13			13
Leonardo Malaysia SDN BHD			25			25
Leonardo Logistics SpA		23	4			27
Leonardo do Brasil LTDA			10			10
Other with unit amount lower than €mil. 10		1	21			22
<u>Associates</u>						
NHIndustries SAS			186			186
Eurofighter Jagdflugzeug GmbH			97			97
Iveco - Oto Melara S.c.a.r.l.			50			50
AgustaWestland Aviation Services LLC			12			12
Macchi Hurel Dubois SAS			15			15
Polo Strategico Nazionale SpA			8			8
Other with unit amount lower than €mil. 10		8	25			33
<u>Joint Venture</u>						
GIE ATR			29			29
Orizzonte Sistemi Navali SpA			21			21
MBDA SAS			28			28
Thales Alenia Space SAS		40	9			49
Other with unit amount lower than €mil. 10	7	3	11	1		22
<u>Consortiums</u>						
Other with unit amount lower than €mil. 10		2	4			6
<u>Companies subject to the control or considerable influence of the MEF</u>						
CDP Cassa Depositi e Prestiti SPA			71			71
Ministero dell'Economia e delle Finanze			85			85
Other with unit amount lower than €mil. 10	5		29		1	35
<u>Other related parties</u>						
Other	1		5	1	1	8
Total	88	277	1,133	2	25	1,525
% against total for the period	66.2%	85.0%	36.3%	0.4%	5.1%	

As regards the most important loans and receivables we note that:

- Non-current loans and receivables, equal to €mil. 88 (€mil. 443 at 31 December 2021) were down by €mil.355 mainly as a result of the settlement of the receivable amounting to €mil.137 of Leonardo US Holding Llc, and for €mil.190 of the reclassification under current loans and receivables of the three-year loan “Revolving credit facility” granted in 2021 to Kopter Group AG to develop AW09 single-engine helicopter.;
- Current loans and receivables equal to €mil. 277 (€mil. 63 at 31 December 2021) increased by €mil.214 and include financing activities conducted by Leonardo in favour of the Group companies, as a result of the abovementioned centralisation of Treasury resources;
- Other receivables equal to €mil. 27 (€mil. 27 at 31 December 2021) included amounts deriving from the Group tax consolidation mechanism, recognised by Leonardo, the party having a legal relationship with the Tax Authority;
- Trade receivables equal to €mil. 1,133 (€mil. 1,134 at 31 December 2021) include receivables related to services rendered in the interest and in favour of the Group’s companies.

Separate Financial Statements at 31 December 2022

Payables at 31 December 2021

	Current and non-current loans and borrowings	Trade payables	Payables from consolidated tax mechanism	Other current payables	Total	Guarantees
<u>Subsidiaries</u>						
AgustaWestland Philadelphia Co	53	59		143	255	475
AgustaWestland SpA		20	1	9	30	
Leonardo UK Ltd	878	111			989	1,558
Ansaldobreda SpA	121		1		122	223
Larimart SpA	11	11			22	1
Leonardo Logistics SpA	7	46	1		54	1
Leonardo Global Solutions SpA	591	42			633	5
Leonardo US Aircraft Inc		19			19	
W.S.K. PZL-Swidnik S.A.		53			53	128
Selex ES International Ltd	50				50	
Leonardo Saudi Limited		4			4	12
Selex ES Australia PTY ltd		24			24	
Leonardo US Holding Llc					-	538
Leonardo DRS Inc		3			3	232
Leonardo International SpA	21		1		22	113
So.Ge.Pa. Società Generale di Partecipazioni SpA	3		1	2	6	94
Vitrociset SpA		4	1		5	34
Other with unit amount lower than €mil. 10		26	6		32	
<u>Associates</u>						
Eurofighter Jagdflugzeug Gmbh	37	40			77	
Elettronica SpA		14			14	
Gulf System Logistic Services Company WLL		24			24	
Iveco Oto Melara Scarl				4	4	
NH Industries SAS		93			93	
Industria Italiana Autobus SpA					-	23
Leonardo Hélicoptères Algérie SpA	16				16	
Other with unit amount lower than €mil. 10		6			6	
<u>Joint Venture</u>						
AVIONS DE TRANSPORT REGIONAL - GIE ATR		57		2	59	
MBDA SAS	664	56			720	8
Telespazio SpA	31	1		2	34	152
Rotorsim Srl		18			18	
Other with unit amount lower than €mil. 10		6			6	
<u>Consortiums</u>						
Other with unit amount lower than €mil. 10		2			2	
<u>Companies subject to the control or considerable influence of the MEF</u>						
Cassa Depositi e Prestiti Spa	100	1		3	104	
Enel Spa		14			14	
<u>Other related parties</u>						
Other	1	6	1	2	10	414
Total	2,584	760	13	167	3,524	4,011
% against total for the period	39.0%	27.7%	1.1%	8.5%		29.1%

Separate Financial Statements at 31 December 2022

Payables at 31 December 2022

	Current and non-current loans and borrowings	Trade payables	Payables from consolidated tax mechanism	Other current payables	Total	Guarantees
<u>Subsidiaries</u>						
AgustaWestland Philadelphia Co	58	54		157	269	585
Leonardo UK Ltd	1,002	81			1,083	1,647
Ansaldobreda SpA	41		23		64	214
Larimart SpA	8	12			20	1
Leonardo Logistics SpA		52		1	53	1
Leonardo Global Solutions SpA	748	38	1		787	4
Leonardo US Aircraft, Inc		14			14	
W.S.K. PZL-Swidnik S.A.	13	33			46	356
Selex ES International Ltd	48				48	
Leonardo Malaysia SDN BHD		13			13	
Leonardo Saudi Limited					-	13
Leonardo US Holding Llc					-	245
Leonardo DRS Inc					-	208
Leonardo International SpA	36		1		37	102
Leonardo Partecipazioni SpA	58		2	2	62	90
Leonardo CAE Advanced Jet Training Srl		21			21	
Other with unit amount lower than €mil. 10		44	3		47	
<u>Associates</u>						
Eurofighter Jagdflugzeug GmbH	85	60			145	
Elettronica SpA		24			24	
Gulf System Logistic Services Company WLL		27			27	
NH Industries SAS		91			91	
Industria Italiana Autobus SpA					-	43
Leonardo Hélicoptères Algérie SpA	16				16	
Other with unit amount lower than €mil. 10		9		4	13	
<u>Joint Venture</u>						
AVIONS DE TRANSPORT REGIONAL - GIE ATR		19		39	58	
MBDA SAS	713	38			751	8
Telespazio SpA	41	2		2	45	100
Other with unit amount lower than €mil. 10		11			11	
<u>Consortiums</u>						
Other with unit amount lower than €mil. 10		2			2	
<u>Companies subject to the control or considerable influence of the MEF</u>						
Cassa Depositi e Prestiti SPA	100	1		1	102	165
Enel SpA		12			12	
Other with unit amount lower than €mil. 10		1			1	
<u>Other related parties</u>						
Other		8	1	1	10	
Total	2,967	667	31	207	3,872	3,782
<i>% against total for the period</i>	<i>50.6%</i>	<i>26.9%</i>	<i>2.2%</i>	<i>9.6%</i>		<i>27.8%</i>

As regards the most important loans and borrowings we note that:

- Other payables of €mil. 238 (€mil. 180 at 31 December 2021) were up by €mil 58 and include for €mil. 31 the values deriving from the Group tax consolidation mechanism recognised by the Company, for €mil. 39 the payables deriving from the management of the ATR GIE Consortium and for €mil. 157 the payables to AgustaWestland Philadelphia Corporation discounted following the acquisition of the license related to the AW60 tiltrotor project;
- Loans and borrowings from related parties, equal to €mil. 2,967 (€mil. 2,584 at 31 December 2021) include a fixed amount of €mil. 580 (€mil. 437 at 31 December 2021) linked to lease transactions in accordance with IFRS16, and the other current financial debt relationships arising from net cash inflows achieved by the Group companies during the year, which were contributed to Leonardo as a result of the Group's cash pooling system; among these, the item includes a payable of €mil. 713 (€mil. 664 at 31 December 2021) to the MBDA Joint ventures and the loan of €mil. 100 taken out

with Cassa Depositi e Prestiti (CDP), which is aimed at co-financing some investment projects envisaged in the Industrial Plan.

The changes during the year and the composition of assets and liabilities by maturity, currency and geographical area are shown in Appendices nos. 3, 4, 5, 6, 8, 9 and 10 to these Notes.

Below are all income statement transactions with the Leonardo's related parties for the years 2022 and 2021:

Income statement transactions at 31 December 2021	Revenue	Other operating revenues	Purchase and Service expenses	Other operating expenses	Financial income	Financial expenses
<u>Subsidiaries</u>						
AgustaWestland Philadelphia Co	128		70			
Leonardo Logistics SpA	1		95			
Leonardo Global Solutions SpA			121			13
Leonardo UK Ltd	203	2	128		1	1
Larimart SpA			17			
Leonardo Belgium SA	19		6			
Leonardo Australia (PTY) Ltd	35		17			
Leonardo Malaysia SDN BHD	35		13			
Leonardo Electronics US Inc.			9			
Leonardo Saudi Limited			11			
Vitrociset SpA	3		14		4	
Kopter Group AG	4				7	
W.S.K. PZL-Swidnik S.A.	7	2	140			
Other with unit amount lower than €mil. 10	30		36			
<u>Associates</u>						
Eurofighter Jagdflugzeug GmbH	584		607			
Elettronica SpA	2		50			
EUROMIDS S.A.S.	9		3			
Gulf System Logistic Services Company WLL			71			
NHIndustries SAS	373		151			
Iveco-Oto Melara Scarl	71		2			
Macchi Hurel Dubois SAS	29					
AgustaWestland Aviation Services LLC	15		2			
Advanced Air Traffic Syst. SHD BHD	9		1			
Other with unit amount lower than €mil. 10	13		4			
<u>Joint Venture</u>						
GIE ATR	80		8			
Orizzonte Sistemi Navali S.p.A.	105					
MBDA SAS	47		103			2
Thales Alenia Space France Sas	51		2			
Rotorsim Srl	1	2	17			
Joint Stock Company Helivert	15	2				
Other with unit amount lower than €mil. 10	2		3			
<u>Consortiums</u>						
Cons. G.e.i.e. Eurotorp	9					
Other with unit amount lower than €mil. 10			5			
<u>Companies subject to the control or considerable influence of the MEF</u>						
Enel SpA	10		84			
CDP Cassa Depositi e Prestiti SPA	261		2			1
Enav SpA	17		1			
Poste Italiane SpA	23					
Panavia Aircraft GMBH	10					
Other with unit amount lower than €mil. 10	13		1			
<u>Other related parties</u>						
Other	2		2		3	
Total	2,216	8	1,796	-	15	17
% against total for the period	23.7%	2.0%	20.9%	0.0%	5.7%	4.8%

Separate Financial Statements at 31 December 2022

Income statement transactions at 31 December 2022	Revenue	Other operating revenues	Purchase and Service expenses	Other operating expenses	Financial income	Financial expenses
<u>Subsidiaries</u>						
AgustaWestland Philadelphia Co	144		90			
Leonardo Logistics SpA			131			
Leonardo Global Solutions SpA			134			13
Leonardo CAE Advanced Jet Training Srl	35		21			
Leonardo for Aviation Services (SPC)			23			
Leonardo UK Ltd	178	2	152		1	9
Larimart SpA			19			
Leonardo Belgium SA	24		8			
Leonardo Australia PTY Ltd	35		13			
Leonardo Malaysia SDN BHD	56		19			
Leonardo Electronics US Inc.			10			
Kopter Group AG	4		6		6	
W.S.K. PZL-Swidnik S.A.	11	3	174			
Other with unit amount lower than €mil. 10	27		42		4	1
<u>Associates</u>						
Eurofighter Jagdflugzeug GmbH	694		495			
Elettronica SpA	2		72			
EUROMIDS S.A.S.	18		3			
Gulf System Logistic Services Company WLL			96			
HENSOLDT AG	15		23			
NH Industries SAS	388		423			
Iveco-Oto Melara Scarl	116		2			
Macchi Hurel Dubois SAS	41					
AgustaWestland Aviation Services LLC	22		2			
Other with unit amount lower than €mil. 10	24		9			
<u>Joint Venture</u>						
GIE ATR	117		12			
Orizzonte Sistemi Navali S.p.A.	147		1			
MBDA SAS	65		86			7
Thales Alenia Space SAS	63		2			
Rotorsim Srl	2	2	18			
Other with unit amount lower than €mil. 10	7	2	4			
<u>Consortiums</u>						
Cons. G.e.i.e. Eurotorp	10		1			
Other with unit amount lower than €mil. 10	2		2			
<u>Companies subject to the control or considerable influence of the MEF</u>						
Enel SpA	11		63			
CDP Cassa Depositi e Prestiti SPA	221		2			
Enav SpA	21		1			
Ministero dell'Economia e delle Finanze	42					
Poste Italiane SpA	20					
Panavia Aircraft GMBH	38					
Sogei SpA	14					
Other with unit amount lower than €mil. 10	11		1			
<u>Other related parties</u>						
Other		1	2		4	1
Total	2,625	10	2,162	-	15	31
% against total for the period	27.5%	1.6%	24.9%	0.0%	0.9%	9.8%

“Financial income (expense)” relates to interest on loans and receivables and loans and borrowings and commissions which mainly arise from the centralisation of the management of Group treasury resources within Leonardo. In carrying out its treasury management functions, the Company acts as the main counterparty, always at arm’s length, for the financial assets and liabilities of the subsidiaries within the scope of such centralisation.

35. FINANCIAL RISK MANAGEMENT

Leonardo Spa is exposed to financial risks associated with its operations, specifically related to these types of risks:

- interest-rate risks, related to the Company's financial exposure;
- exchange-rate risks, related to operations in currencies other than the reporting currency;
- liquidity risks, relating to the availability of financial resources and access to the credit market;
- credit risks, resulting from normal commercial transactions or financing activities.

The Company carefully and specifically follows each of these financial risks, with the objective of promptly minimising them, even using hedging derivatives.

The sections below provide an analysis, conducted through sensitivity analysis, of the potential impact on the final results deriving from assumed fluctuations in reference parameters. As required by IFRS 7, these analyses are based on simplified scenarios applied to the final results of the reference periods and, by their own nature, they cannot be considered as indicators of the actual effects of future changes in reference parameters with different financial statements and market conditions, and cannot reflect the inter-relations and the complexity of reference markets.

Below is the main information related to the abovementioned risks. However, for further details reference is made to the section on "Financial risk management" of the consolidated financial statements.

Interest rate risk

Leonardo is exposed to interest rate risk on borrowings. The management of interest rate risk is consistent with the long-standing practice of reducing the risk of fluctuations in trends in interest rates while seeking to minimise related borrowing costs.

In this regard, it should be noted that loans and borrowings at 31 December 2022, equal to €mil. 5,864, included lease liabilities of €mil. 661. The amount of fixed-rate loans and borrowings (including by using hedging instruments) was equal to about 42% and, consequently, the amount at variable rate was equal to about 58%.

At 31 December 2022, the transactions were the following:

- options for €mil. 200 (CAP at 4.20% and Knock out at 5.60% in relation to the 6-month Euribor interest rate), originally purchased in order to partially cover the bond issue due 2025;
- floating/fixed interest rate swap for €mil. 300 relating to the EIB loan in the same amount, which guarantees a fixed rate of 1.82% on the loan.

The detail of the main interest-rate swaps at 31 December 2022 is as follows:

	Notional		Underlying (maturity)	Fair value 01.01.2021	Changes			Fair value 31.12.2021
	2020	2021			Income	Expense	CFH Reserve	
Options	200	200	Bond 2025	(2)	1	-	-	(1)
IRS fixed/floating	300	300	BEI 2031	(24)	-	-	11	(13)
Total notional	500	500		(26)	1	-	11	(14)

	Notional		Underlying (maturity)	Fair value 01.01.2022	Changes			Fair value 31.12.2022
	2021	2022			Income	Expense	CFH Reserve	
Options	200	200	Bond 2025	(1)	-	-	-	(1)
IRS fixed/floating	300	300	BEI 2031	(13)	-	-	43	30
Total notional	500	500		(14)	-	-	43	29

The table below shows the effects of the sensitivity analysis for 2022 and 2021 on derivatives on interest rates at 31 December 2022 deriving from the 50-basis-point shift in the interest rate curve (bps):

Effect of shift of interest rate curve	31 December 2021		31 December 2022	
	Increase of 50 bps	Decrease of 50 bps	Increase of 50 bps	Decrease of 50 bps
Net result	(5)	7	(8)	8
Equity (*)	-	-	(4)	4

(*): Defined as sum of earnings and cash-flow hedge reserve

Exchange rate risk

Due to its commercial operations, the Company is exposed to the risk of fluctuations in the currencies related to those cases in which orders, revenue and costs are expressed in currencies other than the functional one used in the financial statements (specifically, US dollars and, to a lesser extent, the pound sterling).

Exchange-rate risk management for the Group is governed by the Directive issued by Leonardo Spa, the purpose of which is to standardise management criteria based on industrial-not-speculative strategies so as to contain risks within specific limits by carefully and constantly assessing all foreign currency transaction positions. The methodology adopted calls for the systematic hedging of commercial cash flows resulting from the assumption of contractual commitments that are certain or highly probable as either buyer or seller, thereby ensuring current exchange rates at the date of acquisition of multi-year contracts and neutralising the effects of exchange-rate fluctuations. As a result, contracts for purchases or sales denominated in a currency different from the functional currency are hedged using forward contracts of amounts, maturities, and key parameters that are similar to the underlying position. The Company defines the existence of an economic relationship between the hedging instrument and the hedged item on the basis of the currency, amounts and respective cash flows and assesses whether the derivative designated in each hedging relationship will be and has been effective in offsetting changes in the cash flows of the hedged item. In the event that, due to their nature or following events that entail their ineffectiveness, derivative instruments held in the portfolio should be found to no longer be a hedge, the fair value of the instrument is recognised through profit and loss according to accounting principles. In the event the designation of the instrument as a hedge should continue to be supported, the cash-flow hedge accounting method of recognition is adopted (see Note 4.3 of the Consolidated Financial Statements).

Leonardo carries out these transactions with banks in its own interest and of Group companies.

The Company hedges the risks related to short-term financial payables and receivables denominated in currencies other than the euro and had entered into foreign exchange transactions at 31 December 2022, totaling €mil. 6,323 (notional amount), as detailed in the following table:

	Notional 2021			Notional 2022		
	Sales	Purchases	Total	Sales	Purchases	Total
Swap and forward transactions	3,715	2,834	6,549	4,038	2,285	6,323

As a result of the financial centralisation, the cash flows of the Group's foreign companies were recharged to Leonardo through intercompany transactions mainly denominated in GBP and USD. This risk is hedged using mirror transactions of payables/receivables to/from third parties in the currency of intercompany items or through specific exchange-rate derivatives, classified as fair-value hedges. The table below shows the expected due dates of receipts and payments related to derivative instruments broken down by main currencies:

<i>Cash-flow and fair-value hedges</i>	31 December 2021				31 December 2022			
	Notional Receipts		Notional Payments		Notional Receipts		Notional Payments	
	USD	GBP	USD	GBP	USD	GBP	USD	GBP
Within 1 year	2,013	49	1,257	1,305	1,636	62	612	1,357
2 to 3 years	800	2	84	5	1,355	-	219	31
4 to 9 years	189	-	8	-	456	-	1	17
Total transactions	3,002	51	1,349	1,310	3,447	62	832	1,405

The table below shows the effects of the sensitivity analysis carried out on the change in the exchange rates of the euro against the US dollar (USD) and the pound sterling (GBP) and, assuming a +/-5% change in the euro/pound sterling exchange rate and in the euro/US dollar exchange rate compared with the reference rates at 31 December 2022 and 31 December 2021.

	31 December 2021				31 December 2022			
	Effect of change in the €/GBP rate		Effect of change in the €/USD rate		Effect of change in the €/GBP rate		Effect of change in the €/USD rate	
	Increase of 50 bps	Decrease of 50 bps	Increase of 50 bps	Decrease of 50 bps	Increase of 50 bps	Decrease of 50 bps	Increase of 50 bps	Decrease of 50 bps
Net result	2	(2)	(1)	1	3	(1)	7	(8)
Equity (*)	(6)	7	54	(60)	(3)	5	99	(109)

(*): Defined as sum of earnings and cash-flow hedge reserve

Liquidity risk

Leonardo is exposed to liquidity risk, i.e. the risk of not being able to finance the prospective requirements arising from usual business and investment operations, as well as those connected with the volatility of the relevant markets in relation to commercial contracts at risk of renegotiation or cancellation. Moreover, there is the risk of not being able to repay or finance debts at the expiry dates.

In order to face the series of above-mentioned risks, Leonardo has adopted a series of instruments aimed at optimizing the management of financial resources by resorting to bank and bond transactions.

In order to finance its operations, the Company had at its disposal at 31 December 2022:

- the cash and cash equivalents of €mil. 1,040 generated at 31 December 2022;
- an ESG-linked Revolving Credit Facility (RCF), available to the Company, amounting to €bil. 2.4, comprising a 5-year tranche of €bil. 1.8 expiring in September 2026 and a 3-year tranche of €mil. 600 expiring in September 2024. Both the RCF tranches had been entirely unused at 31 December 2022;
- a sustainability-linked loan for an amount of €mil. 260 with the European Investment Bank (EIB) entirely unused at 31 December 2022;

- uncommitted bank credit lines totaling €mil. 810, entirely unused at 31 December 2021;
- the ESG-Linked Term Loan credit line of €mil. 600 subscribed and entirely used at December 2022 expiring in 2027;
- the EMTN (Euro Medium Term Note) Programme, out of which all the bonds of Leonardo Spa were issued, which are currently in place on the Euromarket and which had been used for a total nominal amount of €mil. 2,400 at 31 December 2022, compared to a total amount of €mil. 4,000 under the programme;
- a Framework Programme for the issuance of Multi-Currency Commercial Papers on the European market, for a maximum amount of €mil. 1,000, which had been entirely unused at 31 December 2022;
- unconfirmed lines of credit for guarantees for a total amount of €mil. 9,678, of which an amount of €mil. 2,513 was available at 31 December 2022.

Credit risk

The Company is exposed to credit risk, which is defined as the probability of an insolvency with respect to a credit position with commercial and financial counterparties.

Regarding commercial transactions, the most significant programmes are made with public sector contractors or contractors belonging to public institutions, mainly in the Euro area, in the UK, the US and the Middle East. The risks associated with the counterparty, for contracts with countries for which there are no usual commercial relations, are analysed and valued at the time of the offer in order to mitigate insolvency risks, if any. While solvency is guaranteed with public-entity customers, collection times are longer (in some countries they are significantly longer) than for other business sectors, creating significant outstanding credit positions and the subsequent need for transactions to convert the receivables into cash. On the other hand, the Company hedges, when deemed appropriate, against potential defaults in the payment of its receivables by entering into insurance policies with leading Export Credit Agencies (ECAs) internationally and with major Italian agencies (e.g. SACE).

The types of contracts entered into by the Group provide for sizeable retention money withheld by customers, as well as back-to-back clauses in case of sub-supplies. These cases inherently extend the times for collection of outstanding receivables.

Furthermore, the Company operates in markets which are or have been recently affected by geopolitical or financial tensions. In particular, with reference to the situation at 31 December 2022, we note the following relations with countries exposed to credit risk according to the international institutions (SACE):

(€ millions)	Libya	Zambia	Turkey	Turkmenistan	Angola	Pakistan	Other	Total
Assets	1	-	93	13	109	69	26	311
Liabilities	(12)	(12)	(137)	(1)	(126)	(35)	(34)	(357)
Net exposure	(11)	(12)	(44)	12	(17)	34	(8)	(46)

As at 31 December 2022, the countries identified by SACE as countries at risk included Ukraine, to which - as indicated in Note 6 to which reference should be made - the Company has no balance sheet exposures.

Finally, the receivables related to these agreements might not be paid, renegotiated or written off.

The table below summarizes trade receivables at 31 December 2022 and 2021 (values in €bil.)

	31 December 2021	31 December 2022
Portion due	0.7	0.5
- of which: for more than 12 months	0.2	0.2
Portion not yet due	2.3	2.5
Total trade receivables	3.0	3.0

A part of the portion due is offset by a liability, in relation to payable items or provisions for risks on any net excesses.

Loans and receivables, equal to €mil. 414 (€mil. 520 at 31 December 2021) include €mil. 12 (€mil. 13 at 31 December 2021) classified as “non-current” and subsequently excluded from the net financial position. The table below shows the breakdown of loans and receivables:

	31 December 2021	31 December 2022
Loans and receivables from related parties	443	88
Non-current loans and receivables	443	88
Loans and receivables from related parties	14	277
Other loans and receivables	63	49
Current loans and receivables	77	326
Total loans and receivables	520	414

Both the main trade and financial receivables are impaired based on their probability of default or individually in case of particular situations. Vice versa, for receivables that are not impaired individually, impairment provisions are accrued, using historical series, statistical data and probability of default on an aggregate basis also supported by qualitative analyses.

During the year, receivables were assigned without recourse for a total volume of €mil. 50 (€mil. 169 in 2021). The amount of the assignments is significantly lower than the previous year's figure, due to the effects of making the processes to manage working capital more efficient, which has allowed a further improvement in the dynamics underlying the realisation of collection flows, despite the continuation of emergency situations of various kinds.

Classification of financial assets and liabilities

The table below shows the fair value hierarchy for the financial assets and liabilities of Leonardo Spa measured at fair value. The fair value of derivatives (classified under other current assets and liabilities) and of current securities is determined on the basis of measurement techniques which consider directly observable market inputs (the so-called “Level 2”). The fair value of the earn-out linked to the acquisition of Kopter was determined on the basis of measurement techniques which do not consider directly observable market inputs (the so-called “Level 3”), by discounting back the estimate of the variable amounts payable on the basis of the commercial performance of the programme.

	31 December 2021			31 December 2022		
	Level 2	Level 3	Total	Level 2	Level 3	Total
Other non current assets	-	-	-	-	-	-
Other assets	150	-	150	267	-	267
Other non-current liabilities	-	16	16	-	16	16
Other current liabilities	81	-	81	211	-	211

36. REMUNERATION TO KEY MANAGEMENT PERSONNEL

Remuneration paid to persons who have strategic power and responsibility of Leonardo S.p.a. amounted to €mil. 12 (€mil. 10 at 31 December 2021).

Remuneration paid to Directors, excluding managers with strategic responsibility, amounted to about €mil. 2 (€mil. 2 in 2021). This figure includes fees and other compensation, pensions and other benefits, including the portion borne by the Company.

37. SHARE-BASED PAYMENTS

In order to implement an incentive and retention system for the Group's employees and associates, starting from 2015 Leonardo adopted incentive plans which provide for the assignment of Leonardo shares, subject to assessing the attainment of pre-set business targets. These shares will be awarded to the beneficiaries at the end of the vesting period, provided that they have met the condition of being still employed with the company. The cost recognised in the income statement for the share incentive plans amounted in 2022 to €mil. 5 (€mil. 9 in 2021).

With specific regard to the Long-Term Incentive Plan, the fair value used to measure the portion linked to the performance indicators (Group Net Debt, ROS and starting from the three-year cycle 2021-2023 Sustainability Indicators) was equal to € 11.04 (the value of Leonardo shares at the grant date of 31 July 2019) with reference to the three-year cycle 2019-2021, to € 5.41 (the value of Leonardo shares at the grant date of 31 July 2020) with reference to the three-year cycle 2020-2022 and to € 6.788 (the value of Leonardo shares at the grant date of 31 July 2021) with reference to the three-year cycle 2021-2023 and € 9.15 (the value of Leonardo shares at the grant date of 31 July 2022) with reference to the three-year cycle 2022-2024.

Vice versa, the award of the remaining amount of the shares depends upon market conditions which affect the determination of the fair value ("adjusted fair value"). The adjusted fair value, calculated using the "Monte Carlo" method in order to simulate the possible performance of the stock and of the other companies within the basket, was equal to € 6.72 with reference to the three-year cycle 2019-2021, € 1.73 with reference to the three-year cycle 2020-2022, € 3.7 with reference to the three-year cycle 2021-2023 and € 6.4 with reference to the three-year cycle 2022-2024.

The input data used to calculate the adjusted fair value were:

- the stock price at the grant date;
- the average share price in the three months preceding the performance period;
- the risk-free interest rate based on the zero-coupon yield curve in 36 months;
- the expected volatility of the price of Leonardo shares and of the shares of the other companies within the basket based on time series in the 36 months prior to the grant date;
- correlation coefficients between Leonardo and the other companies within the basket on the basis of logarithms of the daily performance of the stocks in the 36 months prior to the grant date;
- dividend distribution forecasts on a historical basis.

In 2022, no shares were granted under the long-term incentive plan (no. 133,560 shares in 2021).

PROPOSAL TO THE SHAREHOLDERS' MEETING

Dear Shareholders,

The 2022 financial statements, which we submit for your approval, close with a net profit of 1,700,507,630.03 .

In light of the foregoing, we submit the following proposed resolution for your approval:

“The Ordinary Shareholders’ Meeting of “LEONARDO - Società per azioni:

- considering the Report of the Board of Directors;
- considering the Report of the Board of Statutory Auditors;
- having examined the financial statements at 31 December 2022;
- having acknowledged the report of EY S.p.A.

resolves

- to approve the Directors’ Report on operations and the financial statements at 31 December 2022;
- to approve the proposal posed by the Board of Directors of allocating the profit € 1,700,507,630.03 for the 2022 financial year as follows:
 - as to € 85,025,381.50, equal to 5% of the profit, to legal reserve;
 - as to € 0.14, on account of dividend, by paying it, including any withholding prescribed by law, as from 24 May 2023, with "detachment date" of coupon no. 13 falling on 22 May 2023 and "record date" (i.e. date on which the dividend is payable, pursuant to Art.83-terdecies of Legislative Decree no. 58 of 24 February 1998 and Art. 2.6.6, paragraph 2, of the Regulations for the Markets organised and managed by Borsa Italiana S.p.A.) falling on 23 May 2023; the above provisions refer to each ordinary share that will be outstanding at the detachment date of the coupon, excluding treasury shares in portfolio at that date, without prejudice to the regime of those that will be actually awarded, under the current incentive plans, during the current financial year;
 - with regard to the remaining amount, to retained earnings.”

For the Board of Directors

The Chairman

(Luciano Carta)

ATTACHMENT: DISCLOSURE EX-LEGE 124/2017

In accordance with the provisions of Article 1, paragraphs 125-126, of Law 124 of 4 August 2017, information is provided below on grants received from public administrations and granted to Leonardo S.p.a.

Grants received

Worth noting are the provisions of Law no. 124/2017 imposing disclosure obligations on those entities carrying out the activity referred to in article 2195 of the Italian Civil Code in relation to sums which are not of a general nature and do not consist of fees, remuneration or compensation received from public administrations or similar entities.

Excluded from such scope are any grant consisting of a consideration for Company's services and any grant deriving from bilateral financial relationships, which are peculiar to the Company's business, as well as any general measure that falls within the broader general structure of the reference system defined by the State (among others, Law 237/1993, Law 297/1999, Development Contracts and Regional Operational Programme, Law 808/1985, Regional Laws and National Operational Programmes), the effects of which are described in the notes to the Separate Financial Statements, based on the accounting standards adopted in the preparation of said accounts that can be used by all sector businesses, as well as grants received for continuing professional development from interprofessional funds.

The Company has not received grants falling within the framework of those referred to in article 1, para. 125, of Law 124/2017.

It should also be noted that the transparency of State aid for which there is a publication obligation is protected by their publication in the National Register of State Aids referred to in Article no. 52 of Law 234 of 24 December 2012.

Grants disbursed

As a publicly traded company, Leonardo S.p.a. is not subject to the obligations under article 1, para. 126 pursuant to art. 2-bis, para. 2, letter b) of Legislative Decree 33/2013.

There are no grants disbursed by Leonardo S.p.a. in the form of donations or disbursements that do not consist of a consideration for services received, not even in the form of a return in terms of image.

Appendices

Separate Financial Statements at 31 December 2022

Appendix no.1 (€ mil) - EQUITY INVESTMENTS

1/3

% Equity investments in subsidiaries	31 December 2021	Movements of the year				31 December 2022
	Carrying amount	Acquis./Subscriptions/payments of capital	Disposal	Reversals /Impairment	Other changes	Carrying amount
68 ALEA SRL	3	-	-	-	-	3
100 ANSALDOBREDA SpA	17	-	-	-	-	17
100 KOPTER GROUP AG	172	86	-	-	-	258
60 LARIMART SpA	14	-	-	-	-	14
100 LEONARDO FOR AVIATION SERVICES (SPC)	1	-	-	-	-	1
100 LEONARDO GLOBAL SOLUTIONS SpA	850	-	-	-	-	850
100 LEONARDO INTERNATIONAL SpA	149	1,462	-	-	-	1,611
100 LEONARDO PARTECIPAZIONI SpA	-	29	-	-	-	29
100 LEONARDO UK Ltd	2,804	-	-	-	-	2,804
53 LEONARDO US HOLDING, Llc	1,944	237	(1,462)	1,290	(309)	1,700
100 SELEX ES INTERNATIONAL LTD	54	-	-	-	-	54
67 TELESPIAZIO SpA (*)	190	-	-	-	-	190
67 UTM SYSTEMS & SERVICES SRL	4	-	-	-	-	4
100 VITROCISSET S.P.A.	43	-	-	-	(43)	-
100 W.S.K. PZL-SWIDNIK S.A.	143	-	-	-	-	143
Other with unit amount lower than €mil. 10		1	-	-	-	1
TOTAL EQUITY INVESTMENTS IN SUBSIDIARIES	6,388	1,815	(1,462)	1,290	(352)	7,679
of which Cost	8,355	1,815	(1,462)		(352)	8,356
Write-back/Write-down	(1,967)			1,290		(677)

(*): joint control

Appendix no.1 (€ mil) - EQUITY INVESTMENTS

2/3

% Equity investments in associates	31 December 2021	Movements of the year				31 December 2022
	Carrying amount	Acquis./Subscriptions/payments of capital	Disposal	Reversals /Impairment	Other changes	Carrying amount
30 AGUSTAWESTLAND AVIATION SERVICES LLC	4	-	-	-	-	4
50 AMSH BV (*)	481	-	-	-	-	481
30 AVIO SpA	85	-	-	-	-	85
50 AVIONS DE TRANSPORT REG. - ATR GIE	192	-	-	40	-	232
31 ELETTRONICA SpA	7	-	-	-	-	7
21 EUROFIGHTER JAGDFLUGZEUG GmbH	9	-	-	-	-	9
24 EUROFIGHTER SIMULATION SYSTEMS GmbH	2	-	-	-	-	2
30 G.E.M. ELETTRONICA S.R.L.	5	-	-	-	-	5
25 HENSOLDT AG	-	618	-	-	-	618
29 INDUSTRIA ITALIANA AUTOBUS SpA	8	-	-	(8)	-	-
40 JIANGXI CHANGHE AGUSTA HELICOPTERS CO	2	-	-	-	-	2
50 LEONARDO CAE ADVANCED JET TRAINING S.R.L	15	10	-	-	-	25
39 LEONARDO HELICOPTERES ALGERIE	21	-	-	-	-	21
49 ORIZZONTE SISTEMI NAVALI SpA	16	-	-	-	-	16
25 POLO STRATEGICO NAZIONALE SPA	-	3	-	-	-	3
50 ROTORSIM S.R.L.	28	-	-	-	-	28
33 THALES ALENIA SPACE SAS (*)	401	-	-	-	-	401
Other with unit amount lower than €mil. 10	3	-	-	-	-	3
TOTAL EQUITY INVESTMENTS IN ASSOCIATES	1,279	631	-	32	-	1,942
of which Cost	1,937	631	-	-	-	2,568
Write-back/Write-down	(658)	-	-	32	-	(626)

(*): joint control

Appendix no.1 (€ mil) - EQUITY INVESTMENTS

3/3

% Other companies	31 December 2021	Movements of the year				31 December 2022
	Carrying amount	Acquis./Subscriptions/payments of capital	Disposal	Reversals /Impairment	Other changes	Carrying amount
15 PANAVIA AIRCRAFT GMBH	3	-	-	-	-	3
17 SKYDWELLER AERO INC.	10	-	-	-	-	10
Other with unit amount lower than €mil. 10	4	-	-	-	-	4
TOTAL EQUITY INVESTMENTS IN OTHER COMPANIES	17	-	-	-	-	17
of which Cost	18	3	-	-	1	22
Write-back/Write-down	(1)	-	-	-	(1)	(2)
TOTAL EQUITY INVESTMENTS	7,684	2,446	(1,462)	1,322	(352)	9,638
of which Cost	10,310	2,449	(1,462)	-	(351)	10,946
Write-back/Write-down	(2,626)	-	-	1,322	(1)	(1,305)

Appendix no.2 (€mil.) - LIST OF EQUITY INVESTMENTS

1/4

Equity investments in subsidiaries											
Name	Office	Reporting date	Share capital (total)	Currency	Equity	Total Assets	Total Liabilities	Profit (loss)	Ownership	Net equity in financial statements	Carrying amount
ALEA SRL	Polcenigo (PN)	31/12/2022	129,383		5	5	-	-	68	3	4
ANSALDOBREDA SpA	Napoli (IT)	31/12/2022	10,000,000		81	135	54	51	100	81	17
KOPTER GROUP AG	Wetzikon (CH)	31/12/2022	32,000,000	CHF	217	444	226	(22)	100	217	258
LARIMART SpA	Roma (IT)	31/12/2022	2,500,000		32	57	25	5	60	19	14
LEONARDO FOR AVIATION SERVICES (SPC)	Kuwait	31/12/2021	300,000	KWD	363	5,147	4,784	63	100	363	1
LEONARDO GLOBAL SOLUTIONS SpA	Roma (IT)	31/12/2022	51,000,000		891	1,193	302	15	100	891	850
LEONARDO INTERNATIONAL SpA	Roma (IT)	31/12/2022	1,000,000		1,884	1,956	72	-	100	1,884	1,611
LEONARDO PARTECIPAZIONI SpA	Roma (IT)	31/12/2022	1,000,000		29	153	124	-	100	29	29
LEONARDO UK Ltd	Basildon (UK)	31/12/2022	314,500,100	GBP	2,666	4,669	2,003	203	100	2,666	2,804
LEONARDO US HOLDING Llc	Wilmington (USA)	31/12/2022	10	USD	3,335	3,382	47	1,065	53	1,768	1,700
SELEX ES INTERNATIONAL Ltd	Basildon (UK)	31/12/2022	100	GBP	50	50	-	1	100	50	54
TELESPAZIO SpA (*)	Roma (IT)	31/12/2022	50,000,000		266	622	355	35	67	178	190
UTM SYSTEMS & SERVICES Srl	Roma (IT)	31/12/2022	6,620,000		4	5	1	(1)	67	3	4
W.S.K. PZL-SWIDNIK SA	Swidnik (PL)	31/12/2022	307,642,000	PLN	163	501	338	27	100	163	143
TOTAL EQUITY INVESTMENTS IN SUBSIDIARIES											7,679

(*): joint control

Appendix no.2 (€mil.) - LIST OF EQUITY INVESTMENTS

2/4

Equity investments in associates											
Name	Office	Reporting date	Share capital (total)	Currency	Equity	Total Assets	Total Liabilities	Profit (loss)	Ownership	Net equity in financial statements	Carrying amount
ADVANCED MALE AIRCRAFT LLC	Al Ain (EAU)	n.d.	200,000	AED	n.d.	n.d.	n.d.	n.d.	49	-	-
AGUSTAWESTLAND AVIATION SERVICES LLC	Abu Dhabi City (EAU)	31/12/2022	58,010,000	AED	24	43	18	2	30	7	4
AMSH BV (*)	Rotterdam (NL)	31/12/2021	36,296,316		1,219	1,219	-	172	50	610	481
AVIO SpA	Roma (IT)	31/12/2021	90,964,212		291	1,277	986	5	30	87	85
AVIONS DE TRANSPORT REGIONAL - GIE ATR	Blagnac Cedex (FR)	31/12/2021	n.d.	USD	(81)	1,044	1,125	(81)	50	(41)	232
ELETTRONICA SpA	Roma (IT)	31/12/2022	9,000,000		128	n.d.	n.d.	32	31	40	7
EUROFIGHTER JAGDFLUGZEUG GMBH	Hallbergmoos (DE)	31/12/2021	639,114		32	1,333	1,301	9	21	7	9
EUROFIGHTER SIMULATION SYSTEMS GMBH	Hallbergmoos (DE)	31/12/2021	260,000		6	12	6	2	24	1	2
EUROMIDS SAS	Parigi (FR)	31/12/2021	40,500		4	43	39	-	25	1	1
G.E.M. ELETTRONICA SRL	Ascoli Piceno (IT)	31/12/2021	4,500,000		14	43	29	1	30	4	5
HENSOLDT AG	Taufkirchen (DE)	31/12/2021	105,000,000		1,857	2,758	901	32	25	464	618
IAMCO-INT. AEROSPACE MANAG. COMPANY SCRL	Venezia (IT)	31/12/2021	208,000		2	10	8	1	25	1	-
INDUSTRIA ITALIANA AUTOBUS SpA	Roma (IT)	31/12/2021	21,050,000		40	203	163	(27)	29	12	-
IVECO OTO MELARA SCRL	Roma (IT)	31/12/2021	40,000		-	300	300	-	50	-	-
JIANGXI CHANGHE AGUSTA HELICOPTERS CO	Jingdezhen (CN)	31/12/2022	48,403,000	CNY	6	12	6	-	40	2	2
JOINT STOCK COMPANY HELIVERT	Mosca (RU)	31/12/2022	325,010,000	RUB	(9)	30	40	1	50	(5)	-
LEONARDO CAE ADVANCED JET TRAINING SRL	Decimomannu (IT)	31/12/2021	29,040,000		27	28	1	(2)	50	14	25
LEONARDO HELICOPTERES ALGERIE SpA	Ain Arnat (DZA)	31/12/2022	7,420,165	DZD	50	50	-	-	39	20	21
LIBYAN ITALIAN ADVANCED TECH. Co.	Tripoli (LY)	31/12/2011	8,000,000	LYD	1	5	4	(1)	25	-	-
MACCHI HUREL DUBOIS SAS	Versailles (FR)	31/12/2021	100,000		1	17	16	-	50	1	-
NH INDUSTRIES SAS	Aix en Provence (FR)	31/12/2022	306,000		9	8,380	8,371	1	32	3	2
ORIZZONTE SISTEMI NAVALI SpA	Genova (IT)	31/12/2021	20,000,000		36	2,238	2,202	-	49	18	16
POLO STRATEGICO NAZIONALE SpA	Roma (IT)	31/12/2022	3,000,000		7	62	55	5	25	2	3
ROTORSIM Srl	Sesto Calende (IT)	31/12/2022	9,800,000		75	90	15	5	50	38	28
THALES ALENIA SPACE SAS (*)	Cannes (FR)	31/12/2021	918,037,500		1,206	1,590	384	85	33	398	401
TOTAL EQUITY INVESTMENTS IN ASSOCIATES											1,942

(*): joint control

Appendix no.2 (€mil.) - LIST OF EQUITY INVESTMENTS

3/4

Consortiums											
Name	Office	Reporting date	Share capital (total)	Currency	Equity	Total Assets	Total Liabilities	Profit (loss)	Ownership	Net equity in financial statements	Carrying amount
CONAI CONSORZIO NAZIONALE IMBALLAGGI	Roma (IT)	31/12/2021	15,073,170		25	95	70	6	-	-	-
CONSORZIO BI-REX	Bologna (IT)	31/12/2021	235,000		1	7	6	-	45	-	-
CONS. CREO	L'Aquila (IT)	31/12/2021	774,685		-	3	3	-	99	-	1
CONS. ERION WEEE	Milano (IT)	31/12/2021	3,787,621		63	91	28	32	-	-	-
CONSORZIO IANUA	Genova (IT)	31/12/2021	49,716		-	-	-	-	17	-	-
CONS. IMPRENDITORI GIUGLIANO ASI	Giugliano (IT)	31/12/2021	50,000		-	1	1	-	15	-	-
CONSORZIO KIDS	Roma (IT)	31/12/2021	100,000		-	-	-	-	90	-	-
CONS. PER L'ENERGIA VARESE	Varese (IT)	31/12/2021	80,242		-	-	-	-	1	-	-
CONS. SISTEMA SOLDATO SICURO -SISS	Roma (IT)	31/12/2022	40,000		-	-	-	-	65	-	-
CONSORZIO TESSERA	Venezia (IT)	31/12/2021	40,000		-	-	-	-	90	-	-
E-SPAT - E-NET SERVIZI DI PRESIDIO E ASSISTENZA TECNICA	Roma (IT)	31/12/2021	10,000		-	2	2	-	92	-	-
EUROTORP G.E.I.E	Vallauris (FR)	31/12/2016	n.d.		-	-	-	1	50	-	-
LEONARDO TECHNICAL TRAINING	Napoli (IT)	31/12/2021	211,123		-	3	3	-	61	-	-
TICOM - CONS. PER LE TECNOLOGIE DELL'INFORMAZIONE E COMUNICAZIONE	Campi Bisenzio (IT)	31/12/2021	10,000		-	-	-	-	100	-	-
TOTAL EQUITY INVESTMENTS IN CONSORTIUMS											1

Appendix no.2 (€mil.) - LIST OF EQUITY INVESTMENTS

4/4

Other companies											
Name	Office	Reporting date	Share capital (total)	Currency	Equity	Total Assets	Total Liabilities	Profit (loss)	Ownership	Net equity in financial statements	Carrying amount
A4ESSOR SAS	Gennevilliers (FR)	31/12/2021	123,100		1	65	64	-	19	-	-
AGGREG. PUBL-PRIV. SULLA LOGISTICA MARE-TERRA SCARL	Napoli (IT)	31/12/2021	81,000		-	1	1	-	8	-	-
CIRA CENTRO ITALIANO RICERCHE AEROSPAZIALI SCPA	Capua (IT)	31/12/2021	985,224		113	151	38	2	12	14	-
CENTRO PER GLI STUDI DI TECNICA NAVALE CETENA SpA	Genova (IT)	31/12/2021	1,000,000		9	34	25	1	3	-	-
COMPAGNIA AEREA ITALIANA SpA	Roma (IT)	31/12/2021	3,526,846		9	34	25	-	-	-	-
COMPETENCE INDUSTRY MANUFACTURING 4.0	Torino (IT)	31/12/2021	3,460,000		4	10	6	-	4	-	-
DISTRETTO AEROSPAZIALE DELLA SARDEGNA SCARL	Cagliari (IT)	31/12/2021	97,112		-	-	-	-	6	-	-
DISTRETTO LIGURE DELLE TECNOLOGIE MARINE SCARL	La Spezia (IT)	31/12/2021	1,140,000		1	14	13	-	10	-	-
DISTRETTO TECNOLOGICO AEROSPAZIALE DELLA CAMPANIA SCARL	Capua (IT)	31/12/2021	827,500		1	5	4	-	4	-	-
DISTRETTO TECNOLOGICO AEROSPAZIALE SCARL	Brindisi (IT)	31/12/2021	150,000		2	13	11	-	19	-	-
E.O.S. S.C.R.L.	Bruxelles (BE)	31/12/2021	72,000		-	1	1	-	2	-	-
EUROPEAN SATELLITE NAVIGATION INDUSTRIES GMBH (in Liq.)	Ottobrunn (DE)	12/11/2019	264,000		-	3	3	-	19	-	-
I.M.A.S.T. SCRL	Napoli (IT)	31/12/2021	689,000		2	6	4	-	7	-	-
ISTITUTO DELLA ENCICL. ITALIANA TRECCANI SpA	Roma (IT)	31/12/2021	62,124,105		82	97	15	-	3	2	3
LOGISTICA DIGITALE SRL	Cernusco sul Naviglio (IT)	31/12/2021	120,000		1	11	10	(2)	10	-	-
PANAVIA AIRCRAFT GMBH	Hallbergmoos (DE)	31/12/2021	10,225,838		45	189	144	3	15	7	3
SECBAT SARL	Saint - Cloud (FR)	31/12/2021	32,000		1	15	14	-	14	-	-
SIIT SCPA	Genova (IT)	31/12/2021	600,000		1	2	1	-	12	-	-
SKYDWELLER AERO INC	Delaware (USA)	31/12/2022	474,004	USD	41	65	24	2	17	-	10
TEC DATABENC SCARL	Napoli (IT)	31/12/2021	30,000		-	-	-	-	3	-	-
VITROCISSET JADWALEAN LTD	Ryadh (KSA)	n.d.	2,000,000	RIAL SAUDITA	-	-	-	-	45	-	-
TOTAL EQUITY INVESTMENTS IN OTHER COMPANIES											16
TOTAL EQUITY INVESTMENTS											9,638

Appendix no.3 (€ mil.)- NON-CURRENT RECEIVABLES

	31 December 2021			Movements of the year			31 December 2022		
	Residual nominal amount	Impairment	Carrying amount	Disbursements	Reclass.	Reimbursements	Residual nominal amount	Impairment	Carrying amount
Receivables	21	-	21	28	-	(4)	45	-	45
- Receivables from subsidiaries	443	-	443	29	(212)	(172)	88	-	88
Total receivables	464	-	464	57	(212)	(176)	133	-	133

Appendix no. 4 (€ mil.) - ASSETS BROKEN DOWN BY MATURITY

	31 December 2021			31 December 2022		
	Amounts due			Amounts due		
	from 2nd to 5th subsequent year	beyond 5th year	Total	from 2nd to 5th subsequent year	beyond 5th year	Total
Receivables	18	3	21	42	3	45
Non-current loans and receivables from relates parties	398	45	443	62	26	88
Other non current assets	20	-	20	33	-	33
Total receivables and non-current assets	436	48	484	137	29	166

Appendix no.5 (€ mil.) - FOREIGN CURRENCY ASSETS

	31 December 2021			31 December 2022		
	In foreign currency	in Euro	Total	In foreign currency	in Euro	Total
Receivables	-	21	21	-	45	45
Non-current loans and receivables from relates parties	327	116	443	5	83	88
Other non current assets	-	20	20	-	33	33
Total receivables and other non-current assets	327	157	484	5	161	166
Deferred tax assets	-	787	787	-	841	841
Total non-current assets	327	944	1,271	5	1,002	1,007
Loans and receivables	-	14	14	-	49	49
Loans and receivables form related parties	-	63	63	200	77	277
	-	77	77	200	126	326
Trade receivables	372	1,487	1,859	413	1,575	1,988
Trade receivables from related parties	294	840	1,134	268	865	1,133
	666	2,327	2,993	681	2,440	3,121
Other assets	87	261	348	30	431	461
Other receivables from related parties	1	26	27	1	26	27
	88	287	375	31	457	488
Income tax receivables	6	58	64	7	27	34
Cash and cash equivalents	121	1,754	1,875	113	927	1,040
Total current assets	881	4,503	5,384	1,032	3,977	5,009

Separate Financial Statements at 31 December 2022

Appendix no.6 (€ mil.) - ASSETS BY GEOGRAPHICAL AREA

	31 December 2021					31 December 2022				
	Italy	Rest of Europe	North America	Rest of the world	Total	Italy	Rest of Europe	North America	Rest of the world	Total
Receivables	20	-	-	1	21	16	29	-	-	45
Non-current loans and receivables from related parties	116	190	137	-	443	83	-	5	-	88
Other non current assets	20	-	-	-	20	33	-	-	-	33
Total receivables and other non-current assets	156	190	137	1	484	132	29	5	-	166
Deferred tax assets	787	-	-	-	787	841	-	-	-	841
Total non-current assets	943	190	137	1	1,271	973	29	5	-	1,007
Loans and receivables	14	-	-	-	14	13	36	-	-	49
Loans and receivables from related parties	27	36	-	-	63	38	238	1	-	277
	41	36	-	-	77	51	274	1	-	326
Trade receivables	435	353	120	951	1,859	456	422	160	950	1,988
Trade receivables from related parties	219	626	191	98	1,134	355	601	130	47	1,133
	654	979	311	1,049	2,993	811	1,023	290	997	3,121
Other assets	292	26	6	24	348	425	6	-	30	461
Other receivables from related parties	26	-	1	-	27	3	23	1	-	27
	318	26	7	24	375	428	29	1	30	488
Income tax receivables	55	-	-	9	64	27	-	-	7	34
Cash and cash equivalents	1,838	2	3	32	1,875	1,013	1	-	26	1,040
Total current assets	2,906	1,043	321	1,114	5,384	2,330	1,327	292	1,060	5,009

Separate Financial Statements at 31 December 2022

Appendix no.7 (€ mil.) - AVAILABLE AND DISTRIBUTABLE RESERVES

Nature/description	Amount	Possible use	Distributable portion	Reserve subject to deferred taxation under Article 110 of Legislative Decree 104/2020
Share capital (*)	2,499			
Capital reserves:				
Treasury share reserve		B		
Revenue reserves				
Legal reserve	327	B		318
Extraordinary reserve	392	A,B,C	392	136
Reserve for actuarial gains (losses) in equity	(60)	B		
Cash flow hedge reserve	(58)	B		
Stock grant Reserve	45	B		
Reserve for merger and demerger surplus	706	A,B,C	706	
Retained earnings and other reserve	2,107	A,B,C	1,960	141
Total	5,958		3,058	595
Net profit/(loss) for the period	1,701	A,B,C	1,616	
Constraint ex art. 2426 paragraph 1 no. 5 Civil Code			(2,085)	
Total equity	7,659		2,589	

(*) less treasury shares for € mil. 26 and costs for capital increase for € mil. 19

(**) The tied-up amount of €mil. 141 as per tax requirement (Article 110 of Legislative Decree 104/2020) is allocated to the reserve for "Capital gains from transactions under common control"

Keys:

A: for capital increase

B: for loss coverage

C: for distribution to shareholders

Appendix no.8 (€ mil.) - LIABILITIES BROKEN DOWN BY MATURITY

	31 December 2021			31 December 2022		
	Amounts due			Amounts due		
	from 2nd to 5th subsequent year	beyond 5th year	Total	from 2nd to 5th subsequent year	beyond 5th year	Total
Other non-current liabilities	323	486	809	297	436	733
Loans and borrowings (non current)	2,362	959	3,321	2,486	308	2,794
Non-current loans and borrowings to related parties	367	105	472	473	158	631
Total non-current liabilities	3,051	1,550	4,602	3,256	902	4,158

Separate Financial Statements at 31 December 2022

Appendix no.9 (€ mil.) - FOREIGN CURRENCY LIABILITIES

	31 December 2021			31 December 2022		
	In foreign currency	in Euro	Total	In foreign currency	in Euro	Total
Loans and borrowings (non current)	1	3,320	3,321	2	2,792	2,794
Non-current loans and borrowings to related parties	53	419	472	58	573	631
	54	3,739	3,793	60	3,365	3,425
Deferred tax assets	-	80	80	-	87	87
Other non-current liabilities	-	666	666	20	556	576
Other non-current liabilities to related parties	144	-	144	157	-	157
Total non-current liabilities	198	4,485	4,683	237	4,008	4,245
Loans and Borrowings	4	718	722	3	100	103
Related-parties loans and borrowings	1,120	992	2,112	1,158	1,178	2,336
	1,124	1,710	2,834	1,161	1,278	2,439
Trade payables	385	1,595	1,980	266	1,542	1,808
Trade payables to related parties	214	546	760	172	495	667
	599	2,141	2,740	438	2,037	2,475
Other liabilities	24	1,085	1,109	24	1,308	1,332
Other payables to related parties	-	36	36	-	81	81
	24	1,121	1,145	24	1,389	1,413
Income tax payables	1	28	29	-	64	64
Total current liabilities	1,748	5,000	6,748	1,623	4,768	6,391

Separate Financial Statements at 31 December 2022

Appendix no. 10 (€ mil) - LIABILITIES BY GEOGRAPHICAL AREA

	31 December 2021					31 December 2022				
	Italy	Rest of Europe	North America	Rest of the world	Total	Italy	Rest of Europe	North America	Rest of the world	Total
Loans and borrowings (non current)	2,820	500	-	1	3,321	2,310	483	-	1	2,794
Non-current loans and borrowings to related parties	419	-	53	-	472	573	-	58	-	631
	3,239	500	53	1	3,793	2,883	483	58	1	3,425
Deferred tax assets	80	-	-	-	80	87	-	-	-	87
Other non-current liabilities	666	-	-	-	666	556	-	20	-	576
Other non-current liabilities to related parties	-	-	144	-	144	-	-	157	-	157
Total non-current liabilities	3,984	500	197	1	4,682	3,526	483	235	1	4,245
Loans and Borrowings	670	48	-	4	722	78	22	-	3	103
Related-parties loans and borrowings	483	1,629	-	-	2,112	460	1,860	-	16	2,336
	1,153	1,677	-	4	2,834	538	1,882	-	19	2,439
Trade payables	1,322	281	230	146	1,980	1,291	192	136	189	1,808
Trade payables to related parties	236	349	78	97	760	218	305	71	73	667
	1,558	630	308	243	2,740	1,509	497	207	262	2,475
Other liabilities	992	76	5	36	1,109	1,275	14	-	43	1,332
Other payables to related parties	36	-	-	-	36	81	-	-	-	81
	1,028	76	5	36	1,145	1,356	14	-	43	1,413
Income tax payables	26	1	-	2	29	63	-	-	1	64
Total current liabilities	3,765	2,384	313	285	6,748	3,466	2,393	207	325	6,391

For the Board of Directors
The Chairman
(Luciano Carta)

**STATEMENT ON THE SEPARATE FINANCIAL STATEMENTS PURSUANT TO ART. 154-BIS,
PARAGRAPH 5 OF LEGISLATIVE DECREE 58/98 AS AMENDED**

1. The undersigned Alessandro Profumo as the Chief Executive Officer and Alessandra Genco as the Officer in charge of Financial Reporting for Leonardo Spa, certify, in accordance with Article 154-bis, paragraphs 3 and 4 of Legislative Decree 58 of 24 February 1998:
 - the appropriateness of the financial statements with regard to the nature of the business and
 - the effective application of administrative and accounting procedures in preparing the separate financial statements at 31 December 2022.
2. In this respect it is noted that no significant matters arose.
3. It is also certified that:
 - 3.1 The separate financial statements:
 - were prepared in accordance with International Financial Reporting Standards endorsed by the European Community pursuant to EU Regulation 1606/2002 of the European Parliament and of the Council of 19 July 2002;
 - correspond to the entries in the books and accounting records;
 - provide a true and fair view of the financial position and results of operations of the issuer.
 - 3.2 The Report on Operations includes a reliable analysis of the performance and the operating result, as well as the position of the issuer, together with a description of the main risks and uncertainties it is exposed to.

This statement also is made pursuant to and for the purposes of Article 154-bis, paragraph 2, of Legislative Decree 58 of 24 February 1998.

Rome, 9 March 2023

Chief Executive Officer
(Alessandro Profumo)

Officer in charge of financial reporting
(Alessandra Genco)

INDEPENDENT AUDITOR'S REPORT ON THE SEPARATE FINANCIAL STATEMENTS AS AT
31 DECEMBER 2022



Leonardo S.p.A.

Financial statements as at December 31, 2022

**Independent auditor's report pursuant to article 14 of
Legislative Decree n. 39, dated 27 January 2010, and article
10 of EU Regulation n. 537/2014**

Independent auditor's report pursuant to article 14 of Legislative Decree n. 39, dated January 27, 2010 and article 10 of EU Regulation n. 537/2014 (Translation from the original Italian text)

To the Shareholders of
Leonardo S.p.A.

Report on the Audit of the Financial Statements

Opinion

We have audited the financial statements of Leonardo S.p.A. (the Company), which comprise the statement of financial position as at December 31, 2022, the separate income statement, the statement of comprehensive income, the statement of cash flows and the statement of changes in equity for the year then ended, and notes to the financial statements, including a summary of significant accounting policies.

In our opinion, the financial statements give a true and fair view of the financial position of the Company as at December 31, 2022, and of its financial performance and its cash flows for the year then ended in accordance with International Financial Reporting Standards as adopted by the European Union and with the regulations issued for implementing art. 9 of Legislative Decree n. 38/2005.

Basis for Opinion

We conducted our audit in accordance with International Standards on Auditing (ISA Italia). Our responsibilities under those standards are further described in the *Auditor's Responsibilities for the Audit of the Financial Statements* section of our report. We are independent of the Company in accordance with the regulations and standards on ethics and independence applicable to audits of financial statements under Italian Laws. We believe that the audit evidence we have obtained is sufficient and appropriate to provide a basis for our opinion.

Key Audit Matters

Key audit matters are those matters that, in our professional judgment, were of most significance in our audit of the financial statements of the current period. These matters were addressed in the context of our audit of the financial statements as a whole, and in forming our opinion thereon, and we do not provide a separate opinion on these matters.

We identified the following key audit matters:

Key Audit Matter	Audit response
<p>Recognition of revenues and losses from long-term contracts with customers</p> <p>Revenues from long-term contracts with customers are recognized “over-time” using an input method for measuring progress towards complete satisfaction of performance obligations based on the percentage of completion obtained from the ratio of incurred costs on the total expected costs for the contract over the life of the project (cost to cost method).</p> <p>The estimation of the total expected project costs is, by its nature, complex and characterized by significant uncertainties as it may be impacted by many factors, including the ability to fulfill the obligations assumed towards customers, which may also result in penalties and additional expenses for significant amounts.</p> <p>Therefore, the estimate involves a high degree of judgment by Directors that may significantly affect the contract revenues recognition and any loss at completion in cases of negative margin expectation. Accordingly, we identified this area as a key audit matter.</p> <p>The disclosures related to the criteria applied for the recognition and measurement of revenues and margins on long-term contracts with customers are included in notes “3. Accounting principles”, “14. Contract assets and liabilities”, “22. Provisions for risk and charges and contingent liabilities” and “27. Revenues”.</p>	<p>Our audit procedures in response to the key audit matter included, among others:</p> <ul style="list-style-type: none"> • the understanding of the criteria applied for the recognition of revenues from long-term contracts with customers; • the assessment of the process and key controls over the recognition of revenues from long-term contracts with customers; • for a sample of contracts we performed: <ul style="list-style-type: none"> (i) testing of relevant contractual terms and conditions in order to verify whether those were adequately considered in management estimates; (ii) testing of the reasonableness of key assumptions underlying the estimation of the life-of-project costs based on inquiries, analysis of any communications with customers and comparative analysis; (iii) comparative analysis between actual figures and estimates made in previous periods in order to assess the accuracy of management’s forecasting; (iv) testing of incurred costs and their allocation to proper on-going contracts. <p>Lastly, we have reviewed the disclosures provided in the notes to the financial statements regarding this key audit matter.</p>
<p>Test of the recoverability of goodwill and equity investments</p> <p>Goodwill as at December 31,2022 amounts to Euro 708 million; Equity investments amount to Euro 9.638 million after recognizing a reversal of an impairment loss in Leonardo US Holding LLC investment of Euro 1.290 million.</p> <p>Directors tested for impairment the Cash</p>	<p>Our audit procedures in response to the key audit matter included, among others:</p> <ul style="list-style-type: none"> • the assessment of the procedure applied in the performance of the impairment test as approved by the Directors; • testing of the criteria applied for identifying the CGUs and allocating

Generating Units (CGUs) to which goodwill and equity investments have been allocated in order to identify any impairment loss in respect of their recoverable amount.

The recoverable amount of each CGU is determined using the value in use method and it is based on complex assumptions that inherently involve a degree of judgment by Directors, with reference to the expected cash flows over the period considered in the Business Plan 2023-2027, to the estimate of the terminal value and the determination of the long-term growth and discount rates.

Because of the judgement involved and the complexity of the assumptions underlying the estimation of the recoverable amount of goodwill and equity investments, we identified this area as a key audit matter.

Disclosures on the assumptions and the estimations adopted when performing the impairment test are included in the notes “3. Accounting Principles”, “8. Intangible Assets” and “11. Equity investments”.

- relevant assets and liabilities to them;
- the assessment of the presence of any impairment indicator on the recoverability of equity investments and reversals of impairment losses;
- the analysis of the expected cash flows of each CGU and testing of their consistency with the expected cash flows resulting from the Business Plan 2023-2027;
- the assessment of the reasonableness of the estimates made by Directors, also by comparing actual figures and estimates made in previous periods;
- the assessment of the long-term growth and discount rates;
- the assessment of the sensitivity analysis performed by Directors on key assumptions underlying the impairment test.

In performing our procedures we involved our experts in valuation techniques.

Lastly, we have reviewed the disclosures provided in the notes to the financial statements regarding this key audit matter.

Recognition and subsequent measurement of non-recurring costs and development costs

Non-recurring costs and developments costs capitalized as intangible assets as at December 31, 2022 amount to an aggregate of Euro 2.085 million.

The initial recognition of these assets and the subsequent assessment of their recoverability are based on complex assumptions that inherently involve a degree of judgment by Directors as influenced by many factors including the time horizon of the product business plans and management’s ability to forecast the commercial success of the underlying technologies.

Because of the judgement involved and the complexity of the underlying assumptions, we identified this area as a key audit matter.

Disclosures on the assumptions and the

Our audit procedures in response to the key audit matter included, among others:

- understanding of the processes applied in recognizing for non-recurring costs and development costs and the process related to the assessment of their recoverability;
- for a sample of development programs we performed:
 - (i) substantive procedures aimed at verifying internal and external costs recognized during the period;
 - (ii) assessment of the reasonableness of key assumptions underlying the product business plans;
 - (iii) testing of the discount rates;
 - (iv) assessment of the sensitivity analysis performed by Directors on the key assumptions underlying the impairment test.

estimations adopted in the recognition and subsequent measurement of non-recurring costs and development costs are included in the notes "3. Accounting principles" and "8. Intangible Assets".

In performing our procedures we involved our experts in valuation techniques.

Lastly, we have reviewed the disclosures provided in the notes to the financial statements regarding this key audit matter.

Responsibilities of Directors and Those Charged with Governance for the Financial Statements

The Directors are responsible for the preparation of the financial statements that give a true and fair view in accordance with International Financial Reporting Standards as adopted by the European Union and with the regulations issued for implementing art. 9 of Legislative Decree n. 38/2005, and, within the terms provided by the law, for such internal control as they determine is necessary to enable the preparation of financial statements that are free from material misstatement, whether due to fraud or error.

The Directors are responsible for assessing the Company's ability to continue as a going concern and, when preparing the financial statements, for the appropriateness of the going concern assumption, and for appropriate disclosure thereof. The Directors prepare the financial statements on a going concern basis unless they either intend to liquidate the Company or to cease operations or have no realistic alternative but to do so.

The statutory audit committee (Collegio Sindacale) is responsible, within the terms provided by the law, for overseeing the Company's financial reporting process.

Auditor's Responsibilities for the Audit of the Financial Statements

Our objectives are to obtain reasonable assurance about whether the financial statements as a whole are free from material misstatement, whether due to fraud or error, and to issue an auditor's report that includes our opinion. Reasonable assurance is a high level of assurance, but is not a guarantee that an audit conducted in accordance with International Standards on Auditing (ISA Italia) will always detect a material misstatement when it exists. Misstatements can arise from fraud or error and are considered material if, individually or in aggregate, they could reasonably be expected to influence the economic decisions of users taken on the basis of these financial statements.

As part of an audit in accordance with International Standards on Auditing (ISA Italia), we have exercised professional judgment and maintained professional skepticism throughout the audit. In addition:

- we have identified and assessed the risks of material misstatement of the financial statements, whether due to fraud or error, designed and performed audit procedures responsive to those risks, and obtained audit evidence that is sufficient and appropriate to provide a basis for our opinion. The risk of not detecting a material misstatement resulting from fraud is higher than for one resulting from error, as fraud may involve collusion, forgery, intentional omissions, misrepresentations, or the override of internal control;
- we have obtained an understanding of internal control relevant to the audit in order to design audit procedures that are appropriate in the circumstances, but not for the purpose of expressing an opinion on the effectiveness of the Company's internal control;
- we have evaluated the appropriateness of accounting policies used and the reasonableness of accounting estimates and related disclosures made by the Directors;

- we have concluded on the appropriateness of Directors' use of the going concern basis of accounting and, based on the audit evidence obtained, whether a material uncertainty exists related to events or conditions that may cast significant doubt on the Company's ability to continue as a going concern. If we conclude that a material uncertainty exists, we are required to draw attention in our auditor's report to the related disclosures in the financial statements or, if such disclosures are inadequate, to consider this matter in forming our opinion. Our conclusions are based on the audit evidence obtained up to the date of our auditor's report. However, future events or conditions may cause the Company to cease to continue as a going concern;
- we have evaluated the overall presentation, structure and content of the financial statements, including the disclosures, and whether the financial statements represent the underlying transactions and events in a manner that achieves fair presentation.

We have communicated with those charged with governance, identified at an appropriate level as required by ISA Italia, regarding, among other matters, the planned scope and timing of the audit and significant audit findings, including any significant deficiencies in internal control that we identify during our audit.

We have provided those charged with governance with a statement that we have complied with the ethical and independence requirements applicable in Italy, and we have communicated them all matters that may reasonably be thought to bear on our independence, and where applicable, the actions taken to eliminate relevant risks or the safeguard measures applied.

From the matters communicated with those charged with governance, we have determined those matters that were of most significance in the audit of the financial statements of the current period and are therefore the key audit matters. We have described these matters in our auditor's report.

Additional information pursuant to article 10 of EU Regulation n. 537/14

The Shareholders of Leonardo S.p.A., in the general meeting held on May 20, 2020, engaged us to perform the audits of the financial statements and consolidated financial statements for each of the years ending December 31, 2021 to December 31, 2029.

We declare that we have not provided prohibited non-audit services, referred to article 5, par. 1, of EU Regulation n. 537/2014, and that we have remained independent of the Company in conducting the audit.

We confirm that the opinion on the financial statements included in this report is consistent with the content of the additional report to the audit committee (Collegio Sindacale) in their capacity as audit committee, prepared pursuant to article 11 of the EU Regulation n. 537/2014.

Report on compliance with other legal and regulatory requirements

Opinion on the compliance with Delegated Regulation (EU) 2019/815

The Directors of Leonardo S.p.A. are responsible for applying the provisions of the European Commission Delegated Regulation (EU) 2019/815 for the regulatory technical standards on the specification of a single electronic reporting format (ESEF - European Single Electronic Format) (the "Delegated Regulation") to the financial statements, to be included in the annual financial report.

We have performed the procedures under the audit standard SA Italia n. 700B, in order to express an opinion on the compliance of the financial statements as at December 31, 2022 with the provisions of the Delegated Regulation.

In our opinion, the financial statements as at December 31, 2022 have been prepared in the XHTML format in compliance with the provisions of the Delegated Regulation.

Opinion pursuant to article 14, paragraph 2, subparagraph e), of Legislative Decree n. 39 dated January 27, 2010 and of article 123-bis, paragraph 4, of Legislative Decree n. 58, dated February 24, 1998

The Directors of Leonardo S.p.A. are responsible for the preparation of the Report on Operations and of the Report on Corporate Governance and Ownership Structure of Leonardo S.p.A. as at December 31, 2022, including their consistency with the related financial statements and their compliance with the applicable laws and regulations.

We have performed the procedures required under audit standard SA Italia n. 720B, in order to express an opinion on the consistency of the Report on Operations and of specific information included in the Report on Corporate Governance and Ownership Structure as provided for by article 123-bis, paragraph 4, of Legislative Decree n. 58, dated February 24, 1998, with the financial statements of Leonardo S.p.A. as at December 31, 2022 and on their compliance with the applicable laws and regulations, and in order to assess whether they contain material misstatements.

In our opinion, the Report on Operations and the above mentioned specific information included in the Report on Corporate Governance and Ownership Structure are consistent with the financial statements of Leonardo S.p.A. as at December 31, 2022 and comply with the applicable laws and regulations.

With reference to the statement required by art. 14, paragraph 2, subparagraph e), of Legislative Decree n. 39, dated January 27, 2010, based on our knowledge and understanding of the entity and its environment obtained through our audit, we have no matters to report.

Rome, March 16, 2023

EY S.p.A.
Signed by: Riccardo Rossi, Auditor

The accompanying financial statements of Leonardo S.p.A. constitute a non-official version which is not compliant with the provisions of the Commission Delegated Regulation (EU) 2019/815. This independent auditor's report has been translated into the English language solely for the convenience of international readers. Accordingly, only the original text in Italian language is authoritative.

REPORT OF THE BOARD OF STATUTORY AUDITORS TO THE SHAREHOLDERS' MEETING

**REPORT OF THE BOARD OF STATUTORY AUDITORS
TO THE SHAREHOLDERS' MEETING OF LEONARDO S.P.A.
CALLED TO APPROVE THE 2022 FINANCIAL STATEMENTS
(PURSUANT TO ART. 153 OF LEGISLATIVE DECREE NO. 58/1998)**

To the Shareholders' Meeting of the company Leonardo S.p.a.

Dear Shareholders,

the Board of Statutory Auditors of the company Leonardo S.p.a. (hereinafter also "the Company") hereby submits its report pursuant to Article 153 of Legislative Decree No. 58/1998 (T.U.F. - *Testo Unico della Finanza*, Consolidated Law on Financial Intermediation) to report on the activity performed.

The Board of Statutory Auditors serving at present was appointed by the Shareholders' Meeting on 19 May 2021 and will terminate its mandate with the Shareholders' Meeting to approve the Financial Statements as at 31 December 2023.

The Board of Statutory Auditors consists of the following members: Mr Luca Rossi, Chairman, Ms Anna Rita de Mauro, Ms Sara Fornasiero, Mr Leonardo Quagliata and Mr Amedeo Sacrestano, Regular Auditors.

The Shareholders' Meeting held on 20 May 2020 appointed the independent auditing firm EY S.p.A. (hereinafter also the "Auditing Firm"), to carry out the statutory audit of accounts starting from 2021 and for the period from 2021 to 2029.

During the year ended on 31 December 2022 the Board of Statutory Auditors, also in its capacity as Internal Control and Auditing Committee, carried out the checks and other supervisory activities in compliance with the relevant laws and regulations in force, as well as the Corporate Governance Code, the Rules of Conduct of the Board of Statutory Auditors of listed companies issued by the National Council of Chartered Accountants and Accounting Experts and the Communications issued by CONSOB regarding corporate checks and the activities of the Board of Statutory Auditors.

During the year, by the Decree of the President of the Council of Ministers of 1 June 2022, Leonardo S.p.a. was subject to the audit of the Court of Auditors pursuant to Art. 12 of Law No. 259 of 21 March 1958. We point out that, by virtue of the provisions of Art. 12 of Law No. 259/1958, the Delegated Judge for the audit of the financial transactions attends the meetings of the Board of Directors and of the Board of Statutory Auditors of Leonardo S.p.a.

This report has been prepared in accordance with the instructions provided by CONSOB with Communication DEM/1025564 of 6 April 2001 as amended and supplemented.

* * *

The Board of Statutory Auditors has adopted its own Rules of Procedure which govern the role, organization and the methods of functioning of the body, in line with the main organizational aspects of Leonardo's corporate governance model, in the light of the principles and rules laid down by the Corporate Governance Code and by the Rules of conduct of the boards of statutory auditors of listed companies.

During the year the Board of Statutory Auditors – in the meeting held on 28 February 2023 – provided for the self-assessment of the independence of its members, whose outcome confirmed the existence of the independence requirements for all its members. It is hereby acknowledged that no Statutory Auditor has had any interests, on his/her own behalf or on behalf of third parties, in any transaction of the Company during the financial year and that the members of the Board of Statutory Auditors have complied with the cumulation of offices required by Art. 144-*terdecies* of the Issuers' Regulation.

As required by the Corporate Governance Code, the Board of Statutory Auditors, within the scope of the tasks assigned to it by law, verified the correct application of the assessment criteria and procedures adopted by the Board of Directors to assess the independence of its members.

As in previous years, the Board carried out a self-assessment process relating to the 2022 financial year, thus making use of the support of the external consultant (Eric Salmon & Partners S.r.l.) for the third year running. This self-assessment process was aimed at gathering the opinions of the members of the Board of Statutory Auditors regarding both the work and the composition of the Board itself, in line with the provisions of the Rules of Conduct of the Board of Statutory Auditors of listed companies issued by the National Council of Chartered Accountants and Accounting Experts. The results, the assessments carried out and the conclusive instructions of the Board of Statutory Auditors were discussed collectively and subsequently collected in the document called "Analysis of the results and comments of the Statutory Auditors", on the basis of which an executive summary was prepared, sent to the Board of Directors and whose content was incorporated in the Report on Corporate Governance and Shareholder Structure.

* * *

The Board of Statutory Auditors regularly met during the year, minuting the control activities carried out. As part of the activities and tasks assigned to the Board of Statutory Auditors while implementing the relevant regulations, the Board of Statutory Auditors:

a) held twenty-seven meetings in 2022 and seven meetings from the beginning of 2023 to the date of this report and carried out audits and gathered information from the heads of the different corporate functions, periodically meeting the top positions for an exchange of information on the performance of the corporate transactions, thus acquiring the knowledge necessary to monitor, pursuant to Art. 149 of T.U.F., the compliance with the law and the memorandum of association, the compliance with the principles of correct management and the adequacy of the organizational structure, the internal control system, the administrative-accounting system, also pursuant to Art. 2086 of the Italian Civil Code and of Legislative Decree No. 14 of 12 January 2019 (Business Crisis and Insolvency Code), as well as the implementation of the corporate governance rules from the codes of conduct and the adequacy of the instructions given to the subsidiaries, without any remark; relations with the Company's personnel were inspired by mutual collaboration in compliance with the subjective roles and areas of competence and each body or function of the Company has fulfilled the reporting obligations provided for by the applicable regulation;

b) attended the Shareholders' Meeting held on 31 May 2022 in its ordinary session, to which the Shareholders were able to intervene exclusively through the designated representative, pursuant to Art. 106 of Legislative Decree No. 18/2020, subsequently converted into Law No. 27/2020, whose efficacy was extended by Law Decree No. 228 of 30 December 2021, converted with amendments by Law No. 15 of 25 February 2022, until 31 July 2022;

c) attended the twelve meetings held by the Board of Directors during 2022 and the three meetings held from the beginning of 2023 to the date of this report, during which it was informed of the work done and of the financial transactions which are materially important in terms of the Company's assets and financial position carried out by the Company and its subsidiaries, thus obtaining adequate and timely information on their performance;

d) attended the fourteen meetings of the Control and Risks Committee, the seven meetings of the Remuneration Committee, the eight meetings of the Nomination and Governance Committee, the seven meetings of the Sustainability and Innovation Committee held in 2022 and the five meetings of the Control and Risks Committee, the two meetings of the Remuneration Committee, the two meetings of the Nomination and Governance Committee, the three meetings of the Sustainability and Innovation Committee held from the beginning of 2023 to the date of this report, thus acknowledging that the above-mentioned Committees have worked in compliance with the provisions of the Corporate Governance Code and their own Rules of Procedure.

An effective flow of information is in place between the Board of Statutory Auditors, the Board of Directors, the internal Committees and the Company's offices.

The collaboration and discussions with the Control and Risks Committee, also through the organization of joint meetings on topics of common interest, have been fruitful and effective and have, among other things, allowed to complete the analysis process of the Board of Statutory Auditors on risk control and management, thus acquiring further information with respect to that obtained through the constant contacts and meetings with the Chief Audit Executive ("CAE") and the Chief Risk Officer of the Company, as well as with the other persons involved in any capacity in the internal control and risk management system including the Group General Counsel.

The Board of Statutory Auditors, in particular, acknowledges that during the meetings of the Control and Risks Committee, checks were carried out, as established by the Corporate Governance Code and the Committee's Rules of Procedure, regularly presented to the Board of Statutory Auditors also as Internal Control and Auditing Committee, in particular monitoring the adequacy and effectiveness of the Internal Control and Risks Management System, with respect to the Company's characteristics and the risk factor accepted and of the Work Plan prepared by the CAE and referred to the audits of Leonardo planned for 2022 and carried out by the Group Internal Audit O.U. ("GIA") in the relevant period (April 2022 – March 2023). Furthermore, the Board of Statutory Auditors acknowledged that the Control and Risks Committee expressed its favourable opinion on 8 March 2023 on the annual assessment of the adequacy of the Internal Control and Risks Management System. Furthermore, the Board of Statutory Auditors acknowledged that the Board of Directors, on 9 March 2023, assessed, also in light of Art. 2086 of the Italian Civil Code, the adequacy of the organizational, administrative and accounting structure of the Company and strategic subsidiaries, also for the purpose of timely detection of the company's crisis and loss of business continuity, after having heard the CAE and obtained the opinion of the Control and Risks Committee with specific reference to the Internal Control and Risks Management System;

e) as part of the periodic meetings with the CAE, it acknowledged the results of the control activities carried out in 2022 and concluded in the first months of 2023, in line with the audit plan and the special audits carried out from time to time, following reports received from the Company or requested by management. From the recurring audit activities, the opportunity sometimes emerged to implement improvement actions on the processes examined that, after being shared with the corporate management, were reflected in Action Plans whose implementation was monitored by the GIA O.U. on a quarterly basis and whose results were transmitted to the Top management. As for Special Audit activities required to the GIA O.U. by management or the Whistleblowing Committee, the Board acknowledged that the results of some audits, in a few cases, led to the Leonardo management taking management initiatives in order also to strengthen and implement corporate procedures. The Board also acknowledged the results of the "Quality Assurance and Improvement Plan" (QAIP) of the GIA O.U. prepared

in order to monitor and improve the effectiveness, efficiency and quality of its activities; the results revealed, for all the audits sampled, a General Compliance with international standards and best practices that is the "highest compliance degree" required by the Institute of Internal Auditors. Furthermore, the Board was informed that the GIA O.U. intends to develop, also for 2023, internal audit activities on the quality of its work, through a new Quality Assurance & Improvement Plan. The results of the 2022 Plan and the activities envisaged by the new 2023 QAIP were analyzed by the Control and Risks Committee in the meeting of 25 January 2023 and explained to the Board of Directors on 26 January 2023;

f) received information about the activities carried out by the GIA O.U. in order to evaluate the operations of the Internal Control over Financial Reporting (hereinafter ICFR) system at Leonardo S.p.a. and the companies falling under the scope of Law 262/2005. In addition to the Test 262 activities for 2022, the Board was informed by the GIA O.U. about the specific monitoring (the so-called "Detection Audit"), as an anti-fraud component of the ICFR Model. Following the performance of these activities, the GIA O.U. informed the Board of Statutory Auditors that no critical issues emerged such as to affect the reliability of the Internal Control System with regard to Accounting and Financial Information;

g) received information about the Control Model on the Leonardo Non-Financial Reporting, designed also to allow the issue a "reasonable assurance" opinion by the independent auditing firm in relation to a set of selected of indicators within the consolidated non-financial statement;

h) periodically met with the Officer in charge of financial reporting;

i) periodically met the Surveillance Body pursuant to Legislative Decree No. 231/2001;

j) received regular reports prepared by the Whistleblowing Committee, based on the "Whistleblowing Management Guidelines" by virtue of which the statutory auditors are informed by the Surveillance Body at the same time as the members of the Whistleblowing Committee about the reports received by the Company. Within such context, the Board was informed of both the decisions taken from time to time by the Surveillance Body and of the results of the audits carried out, commissioned to the GIA O.U. or to other relevant functions by the Whistleblowing Committee;

k) also participated, in the person of the Chairman, in the meetings of the Coordinating and Consultative Body for the prevention of corruption, chaired by the Chairman of the Board of Directors and composed of the Chairman of the Control and Risks Committee, the Chairman of the Surveillance Body and the Chairman of the Board of Statutory Auditors; it was also informed of the activity carried out by the same Body within the framework of the reports that it periodically provides to the Board;

- l)* was informed of the activities carried out by the Anti-corruption organizational unit, acknowledging the annual audit, by the Certification Body, of the ISO 37001:2016 ("Anti-bribery Management System") certification;
- m)* was periodically updated regarding the main disputes of the Company and the Group, thus monitoring their progress during the financial year;
- n)* during 2022 and from the beginning of 2023 to the date of this report, received from the independent auditing firm information on the audit strategy, the areas of attention, the checks performed and the related outcomes, as well as the essential issues encountered in carrying out the activity pursuant to the provisions of Art. 19 of Legislative Decree No. 39/2010 and Art. 11 of Regulation (EU) No. 537/2014;
- o)* verified the full compliance with of the obligations regarding regulated, privileged or required information by the Supervisory Authorities;
- p)* received every six months from the Company, through the Legal, Corporate Affairs, Compliance, Criminal Law and Anti-corruption organizational unit, information on Transactions with Related Parties initiated or concluded during the period, including those exempt transactions under Consob Regulation No. 17221/2010 as amended and supplemented and the Leonardo S.p.A. procedure, as well as the information on the distribution of the powers to represent the Company;
- q)* verified the timeliness of the information flows between the Parent Company and the other Group companies and the adequacy of the instructions given to the subsidiaries, pursuant to Art. 114, paragraph 2, of T.U.F.;
- r)* received adequate information, with reference to the provisions of Articles 15 et seq. of the Market Regulation, relating to the subsidiaries established and regulated by the laws of non-EU countries, by the CAE on 7 March 2023, brought to the attention also of the Control and Risks Committee, showing, for the companies that are significant according to the criteria set by the Issuers' Regulation, a control environment substantially adequate to the requirements referred to in the above-mentioned Art. 15. Therefore, the preparation of a specific adjustment plan is not required;
- s)* verified that the Report on Corporate Governance and Shareholder Structure contains all the information required by Art. 123-bis of T.U.F. as well as other information provided in compliance with the regulation governing issuers listed on regulated markets;
- t)* was informed of changes in the organizational structure, thus supervising the existence, updating and effective dissemination of the corporate directives and procedures and the general adequacy of the organizational structure;
- u)* supervised the adequacy of the internal control system and the administrative and accounting system and the reliability of the latter as a means of accurately reporting business operations;

v) met with the Boards of Statutory Auditors of the main subsidiaries in order to acquire information in particular regarding the operation of the company business, the reliability of the internal control system and the company organization, the relevant dispute - as required by Art. 151 of T.U.F. - and compliance with internal procedures issued by the Parent Company. In particular, the checks were aimed at acquiring information and assessments regarding the management and control systems of the subsidiaries: on these profiles the Boards of Statutory Auditors of the Group companies did not represent critical issues worthy of mention. All the Boards of Statutory Auditors involved also expressed a positive opinion regarding the adequacy of the organizational, administrative and accounting system of the respective companies; no breach of procedures qualifying as material or significant emerged, nor any gaps or inadequacies in the internal control systems; for foreign companies controlled directly by Leonardo S.p.a. the supervisory activity of the Board developed with the collaboration of the Group Internal Audit organizational unit. Specifically, in relation to the 2022 ordinary Audit Plan, the Board was periodically informed, together with the Control and Risks Committee, about the results of the audits carried out at the said Leonardo Group foreign companies and about the related results expressed in the audit reports;

w) actively participated in all the meetings organized by the Company as part of the "Induction" program proposed to the Corporate Bodies, in compliance with the Corporate Governance Code, in order to increase the skills and knowledge of the business sectors in which the Company operates and to investigate news introduced by legislation and regulation that have a direct impact on the supervisory role of the Board of Statutory Auditors;

x) received, on a quarterly basis, an update by the Chief Executive Officer regarding the exercise of the delegated powers granted by the Board of Directors and the implementation of the Board's resolutions.

The Board of Statutory Auditors, also in compliance with the recommendations of the CONSOB Resolution DEM/1025564 of 6 April 2001, reports that it has not found any critical issues regarding the main transactions of greater financial and economic importance, carried out during the reporting period, including through subsidiaries, which are shown in the draft financial statements to which reference should be made.

With reference to significant transactions having an impact on the overall operating model of the Company, the Board of Statutory Auditors monitored, in close relation with the independent directors (and in particular with the Control and Risks Committee), a set of organizational changes that the Company has put in place during the year for the implementation and monitoring of the initiatives envisaged in the Industrial Plan.

The Board of Statutory Auditors did not detect any atypical and/or unusual transactions that, due to their significance or relevance, the nature of the counterparties, the object of the transaction, the methods for determining the transfer price and the timing of the event, could

give rise to doubts regarding the correctness/completeness of the information in the financial statements, conflict of interests, safeguarding of corporate assets, protection of minority shareholders.

* * *

Furthermore, the Board, in the course of the activities carried out:

- a) find no omissions or reprehensible facts;
- b) acknowledged that no reports were made by Shareholders pursuant to Art. 2408 of the Italian Civil Code;
- c) acknowledged that no complaints were received;
- d) acknowledged that no appeals were notified to the Company related to reports to a court pursuant to Art. 2409, first paragraph, of the Italian Civil Code, nor was the Board required to make reports pursuant to Art. 2409, paragraph 7, of the Italian Civil Code;
- e) was not required to take action due to omissions by the Board of Directors pursuant to Art. 2406 of the Italian Civil Code;
- f) made no reports to the Board of Directors pursuant to and for the purposes of Art. 25-
octies of Legislative Decree No. 14/2019;
- g) expressed its opinion in all the cases provided for by the law and by the corporate governance code and, in particular, with regard to the correct application of the criteria for assessing the independence of directors and the remuneration of the CEO and CAE;
- h) verified the methods of actual implementation of the corporate governance rules, as well as the conclusion of the process of adaptation to the Corporate Governance Code;
- i) also supervised the corporate documents and information to the market, in particular:
 - noted that the Report on Operations to the financial statements for the financial year 2022 contains adequate information on transactions with related parties and has verified, pursuant to Art. 4, sixth paragraph, of the Regulation approved by CONSOB with resolution 17221 of 12 March 2010 as amended, the compliance of the "Procedure for Related Parties Transactions", implemented by the Company, with the principles listed in the same Regulation, as well as full compliance with this procedure for individual transactions with related parties entered into during the financial year;
 - ascertained that the 2022 Integrated Annual Report had been drafted on the single electronic reporting format provided for by the European Commission Delegated Regulation No. 2019/815 of 17 December 2018;
 - supervised communications to the market, thus monitoring the adequacy of the related procedures;

f) acknowledges that, in compliance with the recommendations of the joint Banca d'Italia-CONSOB-ISVAP document No. 4 of 3 March 2010, the Impairment Test procedure governed by IAS 36 received the favorable opinion of the Control and Risks Committee on 28 February 2023 and was approved by the Board of Directors on 1 March 2023; in this regard, the Board monitored the substantive and formal legitimacy of the impairment process;

g) verified that the Company has fulfilled the obligations provided for by Legislative Decree No. 254/2016 and that, in particular, has prepared the Integrated Annual Report as a single document that includes the consolidated non-financial statement in accordance with the provisions of Articles 3 and 4 of the same decree; it also verified that the above-mentioned statement was accompanied by the report of the Independent Auditing firm EY S.p.A. pursuant to Art. 3, paragraph 10, of Legislative Decree No. 254/2016 that certified that the Directors had prepared the non-financial statement, as part of the Report on Operations of the Integrated Annual Report; by virtue of a specific assignment, the Auditing Firm also issued on 16 March 2023 a report, without qualifications, in the form of "Negative Assurance", on the compliance of the information relating to the non-financial statement, in all material aspects, with articles 3 and 4 of Legislative Decree 254/2016 and with the GRI standards, as well as a "reasonable assurance" on a set of selected indicators within the consolidated non-financial statement.

* * *

The responsibility for expressing an opinion on the financial statements pursuant to Article 14 of Legislative Decree No. 39 of 27 January 2010 lies with the auditing firm EY S.p.A., entrusted with the statutory audit of the accounts.

Since the Board of Statutory Auditors is not entrusted with the analytical control on the merits of the content of the financial statements, the Board of Statutory Auditors supervised the Directors' compliance with the procedural rules relating to the preparation, approval and publication of the draft financial statements, assessing their overall compliance with the law with regard to their formation and structure, and supervised the process of preparing and presenting the financial statement disclosures to the Shareholders' Meeting.

The Auditing Firm released the reports pursuant to Art. 14 of Legislative Decree No. 39 of 27 January 2010 and of articles 10 and 11 of EU Regulation No. 537/2014; the aforementioned reports show that there are no qualifications or emphasis of matters, nor statements issued pursuant to subparas. e) and f) of Art. 14, second paragraph of Legislative Decree No. 39/2010.

More specifically, the Board examined the Independent Auditors' Reports on the Consolidated Financial Statements of the Leonardo Group and on the Separate Financial Statements of the Company for the year ended 31 December 2022 issued, pursuant to Art. 14

of Legislative Decree No. 39/2010 and Art. 10 of the EU Reg. No. 537/2014, on 16 March 2023 and with which the auditor certified that:

- the consolidated financial statements of the Group as at 31 December 2022 and the separate financial statements of the Company provide a true and fair view of the financial position as at 31 December 2022, the result of operations and the cash flows for the financial year then ended in compliance with the International Financial Reporting Standards adopted by the European Union as well as the provisions issued in implementation of Art. 9 of Legislative Decree No. 38/2005 and are prepared in compliance with the European Commission Delegated Regulation (EU) 2019/815 of 17 December 2018;
- the Report on Operations and some specific information contained in the Report on Corporate Governance and Shareholder Structure indicated in Art. 123-bis, paragraph 4, of Legislative Decree No. 58/1998 are consistent with the financial statements of the Company and with the consolidated financial statements of the Group and drafted in compliance with the law;
- the opinion on the separate financial statements and consolidated financial statements expressed in the aforementioned Reports is in line with what is shown in the Additional Report prepared pursuant to Art. 11 of EU Regulation No. 537/2014.

The Board also examined the contents of the Additional Report pursuant to Art. 11 of EU Regulation No. 537/2014, which is sent to the Board of Directors, whose examination shows no aspects that need to be highlighted in this report.

The Board, pursuant to Art. 19 of Legislative Decree No. 39/2010 and Art. 150, paragraph 3 of T.U.F., periodically met the Auditing Firm for a constant exchange of information useful to perform their respective tasks. During the meetings and from the exchange of information, no facts or situations emerged worthy of mention in this Report.

The Board monitored the observance of the Company's procedure and policy for the assignment of tasks to the Group Auditing Firm, which envisages specific information and authorization flows and procedures for the assignment of such appointments aimed at allowing the Board of Statutory Auditors to carry out its supervision activities properly. From the set of information flows put in place in compliance with the provisions of the procedure and the policy for the assignment of appointments to the Group Auditing Firm, which the Board considers adequate, no critical issues or anomalies emerged that could affect the opinions on the separate financial statements and the consolidated financial statements of the Company.

Pursuant to Art. 149-*duodecies* of the Issuers Regulation, a summary table is attached to the notes to the financial statements and shows the fees paid to the Auditing Firm and to the entities belonging to its network for auditing, assurance and other services provided to Leonardo S.p.a. and its subsidiaries, in relation to which the Board:

- verified that no assignments were granted that were not permitted under Art.5, paragraph 1, of EU Regulation No. 537/2014;
- carried out a monitoring process in order to verify that the Auditing Firm, in relation to the "non-audit services" provided to Leonardo S.p.a. and its subsidiaries complied with the limits set by Art. 4, paragraph 2, of EU Regulation No. 537/2014;
- declares that the fees for the aforementioned assignments for the financial year amount to a total of € 665,000 and relate (i) for € 156,000 to the limited assurance engagement (negative assurance) on the consolidated non-financial statement (ii) for € 424,000 to the reasonable assurance engagement on a selection of performance indicators (KPIs) included in the consolidated non-financial statement and (iii) for € 85,000 to other assurance services.

Taking into account the declarations of independence issued by EY S.p.A., as well as the tasks assigned to it and to the companies belonging to its network by Leonardo S.p.a. and by its subsidiaries, the Board believes that there are no critical aspects to report on the independence of the Auditing Firm.

During the supervisory activity performed by the Board of Statutory Auditors in accordance with the methods described above, on the basis of the information and data acquired, no facts emerged from which to infer that the law and the memorandum of association were not complied with or that justified any reports to the Supervisory Authority or the mention in this report.

* * *

With regard to the result for the 2022 financial year, which recorded a net profit of € 1,700.5 million, the Board of Directors set out in detail the formation of the result and the events that generated it in the Report on Operations and in the Explanatory Notes.

On the basis of the supervisory activities carried out up to today, taking into account the above and within its sphere of competence, the Board of Statutory Auditors, pursuant to Article 153, paragraph 2, of the T.U.F. finds no grounds for objecting to the proposal to approve the financial statements for the year ended 31 December 2022, nor the proposal for the allocation of the relevant FY result as requested by the Board of Directors.

16 March 2023

ON BEHALF OF THE BOARD OF STATUTORY AUDITORS

The Chairman

Luca Rossi

INFORMATION PURSUANT TO ARTICLE 149 DUODECIIES OF THE ISSUER REGULATION

The following statement reports the fees for the year 2022 for auditing and assurance services and for tax and other services provided by the same auditing firm and entities belonging to the auditing firm's network.

	Entity providing the services	To	Fees for the 2022 year (€ thousands)
Auditing services	EY SpA	Parent Company	2.663
	EY SpA	Subsidiaries	635
	EY Network	Subsidiaries	7.171
Assurance services	EY SpA	Parent Company	651
	EY SpA	Subsidiaries	14
	EY Network	Subsidiaries	-
Other services	EY SpA	Parent Company	-
	EY Network	Parent Company	-
	EY Network	Subsidiaries	-
Total			11.134

ANNEX TO THE REPORT ON OPERATIONS - NOTES TO THE NFS

METHODOLOGY NOTE OF THE NFS

The Consolidated Non-Financial Statement (NFS) in accordance with Legislative Decree 254/2016 is an integral part of the Integrated Annual Report 2022 and is prepared annually in accordance with the most up-to-date version of the GRI Sustainability Reporting Standards of the Global Reporting Initiative (GRI). The Integrated Report has been prepared taking into consideration the Integrated Reporting Framework, the standards of the Sustainability Accounting Standards Board (SASB) for the Aerospace & Defense⁹³ sector, the Sustainable Development Goals (SDGs), the Ten Principles of the United Nations Global Compact, the recommendations of the Task Force on Climate-related Financial Disclosure (TCFD) and the "core" metrics contained in the White Paper "Measuring Stakeholder Capitalism - Towards Common Metrics and Consistent Reporting of Sustainable Value Creation" by the World Economic Forum (WEF)⁹⁴.

The NFS covers the 2022 fiscal year (1 January 2022 – 31 December 2022), includes all fully consolidated companies (see "Reporting Scope" section for more information) and was approved by the Leonardo S.p.A. Board of Directors at its meeting on March 9, 2023. The Sustainability and Innovation Committee and Control and Risks Committee reviewed the overall approach of the NFS, as well as the completeness and transparency of the disclosure, issuing a prior opinion for approval by the Board of Directors.

In compliance with D. lgs. 254/2016, the Consolidated Non-Financial Statements 2022, with the exception of the disclosures related to the indicators summarized in the paragraph "Table of Contents SASB" and "Table of Contents TCFD (Task Force on Climate-related Financial Disclosure)", was subject to limited review, in accordance with the provisions of the "International Standard on Assurance Engagements ISAE 3000 (Revised) - Assurance Engagements Other than Audits or Reviews of Historical Financial Information" (hereinafter "ISAE 3000 Revised"), issued by the International Auditing and Assurance Standards Board (IAASB), by EY S. p.A.

In addition, with reference to FY2022 and for the second consecutive year, a selection of indicators (below shown) has been subjected to comprehensive examination (reasonable assurance) in accordance with the provisions of the "International Standard on Assurance Engagements ISAE 3000 (Revised) - Assurance Engagements Other than Audits or Reviews of Historical Financial Information" (hereinafter "ISAE 3000 Revised"), issued by the International Auditing and Assurance Standards Board (IAASB), by EY S.p.A. The indicators subjected to full examination are listed below:

- GRI 302-1: Energy consumption within the organization;
- GRI 302-3: Energy intensity - (calculated on consolidated revenues);
- GRI 305-1: Direct (Scope 1) GHG emissions;
- GRI 305-2: Energy indirect (Scope 2) GHG emissions;
- GRI 305-4: GHG emissions intensity - (calculated on consolidated revenues);
- GRI 303-3: Water withdrawal;
- GRI 306-3: Waste generated;
- GRI 405-1: Diversity of governance bodies and employees;

⁹³ The Integrated Reporting Framework and the standards issued by the Sustainability Accounting Standards Board (SASB) were merged within the IFRS Foundation with the work completed, in August 2022, on the consolidation of the Value Reporting Foundation (VRF), which, in turn, had been created in June 2021 through the merger of the International Integrated Reporting Council (IIRC) and the Sustainability Accounting Standards Board (SASB). The International Sustainability Standards Board (ISSB), created within the IFRS Foundation to develop sustainability-related disclosure standards, promotes the use of both of them.

⁹⁴ For more details, reference should be made to the section on the [Correlation Table of the Non-Financial Statement](#).

- GRI 401-1: New employee hires and employee turnover (including details of women hired with STEM degrees);
- GRI 404-1: Average hours of training per year per employee;
- GRI 403-9: Work-related injuries.

The audit was carried out according to the procedures set out in the “Independent Auditors’ Report on the NFS as of December 31st, 2022”, included in this document. For additional information about the scope of the audit work and the procedures performed by the independent auditors, reference should be made to the Independent Auditors’ Report included in the document. The information summarised in the GRI Content Index is included in the scope of the limited assurance engagement.

Quantitative indicators reported in the pages referred to in the Content Index that are not related to any GRI Standards general or topic-specific disclosure, are not subject to the limited assurance performed by EY S.p.A.

The document is published on the Company’s website at www.leonardo.com.

SUSTAINABILITY GOVERNANCE

The Board of Directors, supported by the Sustainability and Innovation Committee and the Control and Risks Committee, is responsible for setting out the key guidelines on sustainability and establishing whether sustainability objectives have been pursued in line with the Business Plan.

Furthermore, all the Board Committees provide their support to the Board - each one within the sphere of its respective competence - in considering the topics that are material for Leonardo for the purposes of generating long-term value. The Sustainability and Innovation Committee is composed of four non-executive and independent Directors and, in agreement - for the areas of competence - with the Control and Risks Committee, it also monitors Leonardo's positioning in the main Sustainability/ESG indices, promotes the methods of interaction with stakeholders (stakeholder engagement), examines the general approach of the NFS, supports the Company in setting out and assessing technological capabilities and in establishing academic and research networks. The Sustainability Organisational Unit (OU), under the responsibility of the Chief Technology and Innovation Officer (CTIO), is responsible for guidance, management, monitoring and strategic dialogue on Group sustainability issues. Reporting and relations with financial stakeholders on ESG issues are instead managed, under the responsibility of the Chief Financial Officer (CFO), by the ESG & Integrated Reporting OU, within Administration and Budget, and by the Investor Relations & Credit Rating Agencies OU, respectively, with the aim of providing a full and integrated view of the Company.

The Sustainability Coordinators – within the various divisions, Corporate functions and Group companies - are the internal connection point and are involved in the process of setting out, implementing and monitoring the Sustainability Plan, ensuring consistency between strategic objectives, Sustainability Plan and non-financial indicators.

In order to strengthen the governance system, the remuneration policy also includes the achievement of objectives linked to specific ESG (Environmental, Social, Governance) indicators⁹⁵.

In February 2022, Leonardo formalised its new company rules on Sustainability, publishing the Group Policy, which sets out the sustainability model adopted by the Group, including in terms of responsibilities, and the Operating Procedure that outlines the underlying processes⁹⁶. At the same time, a new “Environmental

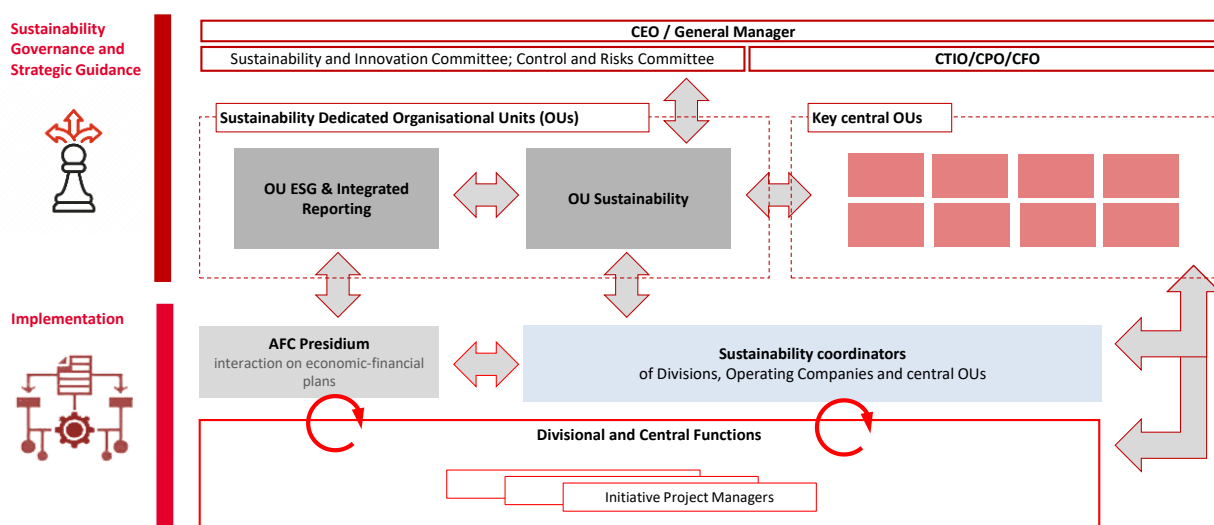
⁹⁵ For more details, reference should also be made to the [Corporate Governance Report 2023](#) and the [Remuneration Report 2022](#).

⁹⁶ The sustainability model was the subject of a review (overview) on the part of the internal audit unit in 2022.

Strategy & Projects” O.U. was established within the Sustainability O.U. to support Leonardo's important ambition on environmental sustainability issues.

In addition, work continued on the integration of sustainability issues into the company's core processes during the year; among them, the integration of the Be Tomorrow Strategic Plan with sustainability elements was strengthened while taking account of ESG risks and related mitigation actions to be put in place. In 2022, the investment procedure was also in such a way as to enhance how investments contribute to the achievement of the United Nations Sustainable Development Goals (SDGs), in line with the Group's goals.

Sustainability operating model



MATERIALITY ANALYSIS

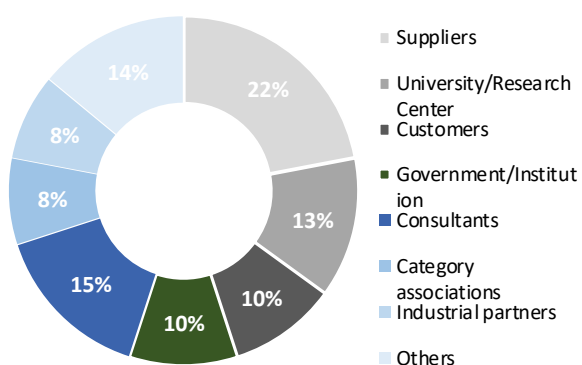
The materiality analysis allows the identification and evaluation of the impacts that are relevant for the Group and its stakeholders. The result is a list of material topics that supports and steers the preparation of the Integrated Annual report, the identification of key targets and the definition of the Sustainability Plan. As required by the operating sustainability model, Leonardo proceeds with updating, on an annual basis, the materiality analysis for an appropriate integration of the stakeholder perspective into company processes. The last update is the outcome of an analysis, which was started in 2022 and completed in 2023 with the approval on the part of the top management and the presentation to the Sustainability and Innovation Committee of the Board of Directors, on economic and financial, environmental, social and corporate governance issues. In 2022 Leonardo found itself operating in a rapidly changing scenario. In light of this and of the changes in regulations and reporting standards, with the support of a group of experts, Leonardo decided to strengthen its materiality analysis by introducing a preliminary direct discussion with stakeholders into the process while ensuring alignment with the requirements of the GRI Standards and following the SASB's guidelines. Specifically, two focus groups were organised with key stakeholders, representing the Group's entire value chain, which helped map, identify and set out impact topics.

The 21 topics identified were subsequently the subject of an online survey – targeted at an expanded sample of external stakeholders (266) and Group management staff (50 people) - in which they were asked to rate the Company's impact. In the stakeholder and management consultation, the dual materiality perspective was also scrutinised, asking them to assess both the Group's impact on economy, environment and people

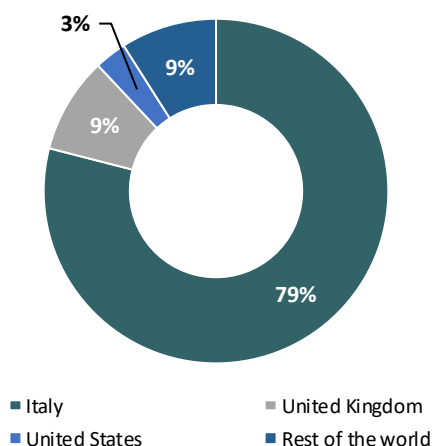
(defined in impact topics) and what the topics have on Leonardo's value creation. A complementary examination of the impact topics was also conducted through data intelligence tools, big data analytics and semantic analysis, leveraging large databases of peers' documents, regulations and press articles.

The sum of these steps led to the prioritisation of impact topics, and then, following the guidance of GRI standards, a materiality threshold was applied to the topics⁹⁷, leading to the identification of a list of 18 material topics. In addition to supporting and guiding the Group's reporting, they form an integral part of the goal-setting process and the Sustainability Plan. With a view to dynamic materiality, impact topics found to be non-material because they are below the threshold (i.e., Digital Sobriety, Development of Territories and Communities, Geopolitical Context, and Natural Resource Management and Ecosystem Conservation), will be monitored throughout the year as their impact might evolve in today's changing environment. In particular, Leonardo's Management has decided to add to the list of material topics also the Natural Resource Management and Ecosystem Conservation in consideration of the impacts associated with it as well as the importance of this aspect in the Group's strategy, also evidenced by the strengthening of the related objective.

Stakeholder by category



Stakeholders by country



⁹⁷ The materiality threshold is statistically defined as the mean of the distribution of scores minus the standard deviation.

REPORTING SCOPE

The 2022 environmental reporting scope⁹⁸ covered 105 sites around the world. The scope has been based on the materiality of the environmental impact from operating sites, the number of employees of Leonardo SpA's and its subsidiaries consolidated on a line-by-line basis. In order to ensure consistency with the consolidation criteria of the Consolidated Financial Statements, the Group's environmental data do not include those of the joint ventures.

The personnel reporting scope corresponds to 100% of companies consolidated on a line-by-line basis in the 2022 Consolidated Financial Statements. Any possible limitations are set out from time to time in this document.

Sites covered by the environmental reporting scope

	2020	2021	2022
Italy	52	55	54
United Kingdom	8	7	7
United States	31	32	32
Poland	1	1	1
Rest of the World	12	12	11
Total sites	103	106	105

⁹⁸ Environmental data, as reported through the Group's web-based system (and in particular those relating to energy consumption), were obtained through: direct measurements (e.g., meters and consumption measurement systems); calculations (e.g., bills; purchase orders/invoices); estimates based on the number of employees and/or activities carried out. In particular, with regard to emissions into the atmosphere, where sites have monitoring systems (e.g., industrial sites), these are calculated from laboratory analyses carried out during the year. If these analyses are not carried out (e.g., at office sites and/or in cases where the production processes conducted are not characterised by emissions into the atmosphere), the Group's reporting system automatically calculates the NO_x and SO₂ emissions produced, based on the annual consumption of methane and diesel fuel for the production of energy/heat and emission coefficients available in literature.

Methodology note of the Non-Financial Statement

Country	Sites included in the environmental reporting scope
Italy	Abbadia San Salvatore, Anagni, Aprilia, Benevento, Brescia, Brindisi, Cameri, Campi Bisenzio, Carsoli, Cascina Costa di Samarate, Caselle Nord, Caselle Sud, Catania, Chieti, Cisterna di Latina, Foggia, Frosinone, Fusaro Bacoli, Genoa – Cyber Security, Genoa – Electronics, Giugliano, Grottaglie, La Spezia, L'Aquila, Livorno, Montevarchi, Nerviano, Nola, Palermo, Pisa – Electronics, Pisa – Helicopters, Pomezia, Pomigliano, Pozzuoli, Rome Larimart, Rome Via Tiburtina, 1020, Rome Piazza Monte Grappa, Rome Faustianiana, Rome Via Flaminia, Rome Via Laurentina, Rome Via Pastrengo, Rome Via Sardegna, Rome Via Tiburtina KM 12,400, Ronchi dei Legionari, S. Maurizio Canavese, Sesto Calende, Taranto, Turin, Venegono Campo Volo, Venegono Superiore, Venice – Helicopters, Venice – Aeronautics, Vergiate, Villaputzu
United Kingdom	Basildon Sigma House, Bristol Building 430, Edinburgh, Lincoln, Luton, Southampton, Yeovil
United States	Arlington, Austin, Broussard, Burnsville, Cypress, Dallas 1057 Sherman Street, Dallas 1300 Sherman Street, Dallas Expressway, Danbury, Dayton, Dulles, Fitchburg, Fort Walton Beach, Germantown, Hauppauge, High Ridge, Huntsville, Johnstown Airport, Largo, Lemont Furnace, Madison, Melbourne Babcock, Menomonee Falls, Milton, Milwaukee, Overland Park, Philadelphia, San Diego, Sidman, St. Louis, Tampa, West Plains
Belgium	Grâce Hollogne
Canada	Bedford, Ottawa
Germany	Neuss, Backnang
Poland	Swidnik
Romania	Ploiesti
Spain	Loriguilla
Switzerland	Mollis, Uznach, Wetzikon
Turkey	Ankara

INDICATORS – DETAILS**GRI INDICATORS****ENVIRONMENTAL INDICATORS**

Energy				GRI 302-1/3
Energy consumption within the organisation (GRI 302-1)	Unit	2020	2021	2022
Non-renewable energy consumed	TJ	2,815	2,982	2,836
Natural gas	TJ	2,621	2,699	2,575
Diesel oil for energy and/or heat generation	TJ	3	2	5
Fuel oil	TJ	-	-	-
Other (LPG, fuels used for product tests)	TJ	191	281	257
Energy purchased for electricity and district heating	TJ	2,545	2,493	2,473
Electrical energy from conventional sources	TJ	436	460	469
Electrical energy from renewable sources	TJ	1,916	1,805	1,790
District heating	TJ	193	228	214
Self-generated energy	TJ	134	138	126
Energy sold	TJ	-	-	-
Total	TJ	5,493	5,614	5,435
Energy intensity (GRI 302-3)	Unit	2020	2021	2022
Energy consumption/Revenues	MJ/€	0.41	0.40	0.37

Water and water discharge				GRI 302-1/3
Water withdrawal by source and category (GRI 303-3)	Unit	2020	2021	2022
Water supply systems	megaliters	2,197	2,349	2,142
of which freshwater	megaliters	2,123	2,126	1,976
of which other water	megaliters	74	223	166
Wells	megaliters	2,901	3,175	2,849
of which freshwater	megaliters	2,792	3,053	2,299
of which other water	megaliters	109	122	550
Other sources	megaliters	190	364	338
of which freshwater	megaliters	188	354	338
of which other water	megaliters	2	10	0
Total	megaliters	5,287	5,888	5,329

Water withdrawal from water-stressed areas by source and category (GRI 303-3)	Unit	2020	2021	2022
Water supply systems	megaliters	590	519	425
of which freshwater	megaliters	584	511	423
of which other water	megaliters	6	8	2
Wells	megaliters	162	146	124
of which freshwater	megaliters	60	35	59
of which other water	megaliters	102	111	65
Other sources	megaliters	5	14	8
of which freshwater	megaliters	5	5	8
of which other water	megaliters	0	9	0
Total	megaliters	757	679	556

Water discharge by type of destination (GRI 303-4)	Unit	2020	2021	2022
Sewers	megaliters	3,707	3,993	3,112
Surface water	megaliters	240.8	257	860
Seawater	megaliters	14.3	14	24
Other use	megaliters	26	15	12
Total	megaliters	3,989	4,279	4,007

Water discharge to water-stressed areas by type of destination and category (GRI 303-4)	Unit	2021	2022	2022
Freshwater	megaliters	3,554	3,989	3,528
of which in areas with water stress	megaliters	491	462	383
Other water	megaliters	434	291	480
of which in areas with water stress	megaliters	34	21	62
Total	megaliters	3,989	4,279	4,007

Waste	GRI 306-3			
Waste produced by type and disposal	Unit	2020	2021	2022
Non-hazardous	t	26,337	21,642	20,472
Recovered	t	16,379	13,333	13,631
Disposed	t	9,958	8,309	6,841
Hazardous	t	8,136	8,242	9,528
Recovered	t	1,688	1,988	1,707
Disposed	t	6,448	6,254	7,821
Total waste produced (hazardous and non-hazardous)	t	34,474	29,884	30,001

NOTE:

- Environmental data may be subject to estimates, should final data not be available.

Emissions		GRI 305-1/2/3/4/7			
CO2e emissions (GRI 305-1/2/3)		Unit	2020	2021	2022
Direct emissions (Scope 1)	t	359,711	262,984	213,107	
Indirect emissions (Scope 2 market-based)	t	63,003	62,029	63,924	
Indirect emissions (Scope 2 location-based)	t	248,958	215,907	213,040	
Other indirect emissions (Scope 3)	t	207,425	220,472	243,425	
Total Scopes 1, 2 market-based, 3	t	630,139	545,485	520,457	
Total Scopes 1, 2 location-based, 3	t	816,094	699,363	669,573	
CO2e emission intensity (GRI 305-4)		Unit	2020	2021	2022
Total emissions (Scope 1 + Scope 2 market-based)/Revenues	g/€	31.52	22.99	18.83	
Total emissions (Scope 1 + Scope 2 location-based)/Revenues	g/€	45.39	33.88	28.96	
Other emissions (GRI 305-7)		Unit	2020	2021	2022
NOx	t	178	162	143	
SO2	t	1	1	2	
VOC	t	109	99	166	
VIC	t	2	3	3	
Heavy metal	t	0,6	0,5	0.4	
Particulate	t	17	13	19	

EMPLOYEE INDICATORS

Information on employees and other workers				GRI 2-7, 2-8
Employees by employment contract, employment type and gender	Unit	2020	2021	2022
Total employees	N.	49,882	50,413	51,392
Men	N.	40,764	41,073	41,639
Women	N.	9,118	9,340	9,753
Permanent employment contracts	N.	49,178	49,669	50,570
Men	N.	40,211	40,495	41,022
Women	N.	8,967	9,174	9,548
Fixed-term contracts	N.	704	744	822
Men	N.	553	578	617
Women	N.	151	166	205
Full-time contracts (permanent)	N.	47,952	48,587	49,498
Men	N.	39,956	40,280	40,778
Women	N.	7,996	8,307	8,720
Part-time contracts (permanent)	N.	1,226	1,082	1,072
Men	N.	255	215	244
Women	N.	971	867	828
Employees by professional category and gender	Unit	2020	2021	2022
Managers	N.	1,152	1,174	1,227
Men	N.	1,010	1,018	1,051
Women	N.	142	156	176
Middle managers	N.	6,113	6,243	6,512
Men	N.	5,009	5,063	5,244
Women	N.	1,104	1,180	1,268
White collars	N.	28,806	29,413	30,302
Men	N.	22,222	22,648	23,228
Women	N.	6,584	6,765	7,074
Blue collars	N.	13,765	13,538	13,304
Men	N.	12,477	12,299	12,069
Women	N.	1,288	1,239	1,235
Pilots	N.	46	45	47
Men	N.	46	45	47
Women	N.	-	-	-
Employees by Country and gender	Unit	2020	2021	2022
Italy	N.	31,052	31,661	32,327
Men	N.	26,018	26,402	26,847
Women	N.	5,034	5,259	5,480
United States	N.	7,299	7,274	7,143
Men	N.	5,406	5,413	5,307
Women	N.	1,893	1,861	1,836
United Kingdom	N.	7,387	7,375	7,540
Men	N.	6,060	6,015	6,057
Women	N.	1,327	1,360	1,483
Poland	N.	2,586	2,548	2,578
Men	N.	2,109	2,073	2,076
Women	N.	477	475	502
Other countries	N.	1,558	1,555	1,804
Men	N.	1,171	1,170	1,352
Women	N.	387	385	452

Employees by employment contract and Country	Unit	2020	2021	2022
Permanent employment contracts	N.	49,178	49,669	50,570
Italy	N.	30,966	31,464	32,193
United States	N.	7,248	7,228	7,082
United Kingdom	N.	6,982	7,011	7,164
Poland	N.	2,469	2,502	2,458
Other countries	N.	1,513	1,464	1,673
Temporary employment contracts	N.	704	744	822
Italy	N.	86	197	134
United States	N.	51	46	61
United Kingdom	N.	405	364	376
Poland	N.	117	46	120
Other countries	N.	45	91	131
Workers other than employees	Unit	2020	2021	2022
Supervised workers	N.	1,853	1,790	1,919

NOTE:

- With regards to the total Leonardo's workforce: 50,286 full-time employees and 1,106 part-time employees.

Employment				GRI 401-1/3
New employee hires and employee turnover (GRI 401-1)	Unit	2020	2021	2022
Total hires and gender breakdown	N.	3,222	3,753	4,984
Percentage of hires on total employees	%	6	7	10
Men	N.	2,477	2,862	3,781
	%	77	76	76
Women	N.	745	891	1,203
	%	23	24	24
Number and percentage of hires by age group				
< 30 years	N.	1,319	1,585	2,189
	%	41	42	44
30-50 years	N.	1,339	1,616	2,208
	%	42	43	44
> 50 years	N.	564	552	587
	%	18	15	12
Number and percentage of hires by Country				
Italy	N.	919	1,456	2,121
	%	29	39	43
United States	N.	1,244	1,298	1,158
	%	39	35	23
United Kingdom	N.	736	689	1,278
	%	23	18	26
Poland	N.	74	64	144
	%	2	2	3
Other countries	N.	249	246	283
	%	8	7	6
Number of hires with STEM degree	N.	n.a.	1,527	2,217
Men	N.	n.a.	1,231	1,728
Women	N.	n.a.	296	489
Total employees leaving and gender breakdown	N.	3,094	3,303	4,176
Percentage of employees leaving on total employees	%	6	7	8
Men	N.	2,430	2,599	3,323
	%	79	79	80
Women	N.	664	704	853
	%	21	21	20
Number and percentage of employees leaving by age group				
< 30 years	N.	544	601	814
	%	18	18	19
30-50 years	N.	745	1,081	1,429
	%	24	33	34
> 50 years	N.	1,805	1,621	1,933
	%	58	49	46
Number and percentage of employees leaving by Country				
Italy	N.	1,073	911	1,409
	%	35	28	34
United States	N.	918	1,311	1,428
	%	30	40	34
United Kingdom	N.	661	732	911
	%	21	22	22
Poland	N.	186	102	114
	%	6	3	3
Other countries	N.	256	247	314
	%	8	7	8
Return to work and retention rates after parental leave (GRI 401-3)	Unit	2020	2021	2022
Employees entitled to parental leave	N.	49,882	50,413	51,392
Men	N.	40,764	41,073	41,639

Employment				GRI 401-1/3
Women	N.	9,118	9,340	9,753
Rate of return to work by gender	%	96	95	94
Men	%	97	97	95
Women	%	94	92	89
Retention rate by gender	%	98	95	93
Men	%	100	96	95
Women	%	95	93	88
Employees who took parental leave during the reporting period, by gender	N.	1,790	1,504	1,757
Men	N.	1,135	1,039	1,235
Women	N.	655	465	522
Employees who returned to work at the end of the parental leave during the reporting period, by gender	N.	1,661	1,542	1,518
Men	N.	1,107	1,079	1,141
Women	N.	554	463	377
Employees who returned to work at the end of the parental leave and continued to work 12 months after their return, by gender	N.	1,696	1,579	1,240
Men	N.	1,065	1,027	948
Women	N.	631	552	292

Occupational health and safety				GRI 403-9
Injuries of employees	Unit	2020	2021	2022
Number of injuries	N.	213	246	200
Injury Rate (IR) by gender and Country	i	2.60	2.91	2.35
Men	i	2.76	3.13	2.57
Women	i	1.90	1.93	1.40
Italy	i	2.78	3.53	2.98
Men	i	3.00	3.72	3.21
Women	i	1.57	2.55	1.80
United States	i	3.68	2.73	2.06
Men	i	3.72	3.28	2.17
Women	i	3.57	1.13	1.74
United Kingdom	i	0.83	1.15	0.31
Men	i	0.92	1.13	0.39
Women	i	0.42	1.24	0.00
Poland	i	1.02	1.63	1.60
Men	i	0.93	1.70	1.67
Women	i	1.41	1.30	1.26
Number of injuries with high consequences	N.	-	-	1
Injury Rate with high consequences	i	-	-	0
Injuries of workers not employees				
Injuries of workers not employees	Unit	2020	2021	2022
Number of injuries	N.	9	11	10
Total Injury Rate	i	2.58	3.30	4.35
Number of injuries with high consequences	N.	-	-	-
Injury Rate with high consequences	i	-	-	-
Work-related fatalities				
Work-related fatalities	Unit	2020	2021	2022
Work-related fatalities	N.	-	-	-
Fatality Rate of employees	i	-	-	-
Number of fatalities of workers not employees	N.	-	-	-
Number of fatalities of workers not employees	i	-	-	-

Methodology note of the Non-Financial Statement

NOTES:

- The injury is defined in this way if it has been communicated to the agencies/authorities/regulators and if it has caused the inability to work to one or more days.

- The Injury Rate (IR) is calculated using the following formula: $(\text{Total injuries}/\text{Total worked hours}) * 1,000,000$. Workers not-employees refer to the category of supervised workers.

Training				GRI 404-1
Average hours of training per employee	Unit	2020	2021	2022
Training hours	hours	16.2	31.8	20.6
Training hours by gender				
Men	hours	16.1	32.6	20.7
Women	hours	16.8	28.3	20.3
Training hours by employee category				
Managers	hours	20.0	29.0	16.1
Middle managers	hours	20.0	28.8	20.4
White collars	hours	17.2	27.4	20.5
Blue collars	hours	11.9	43.0	21.5

Diversity and equal opportunities				GRI 405-1
Diversity of governance bodies and employees	Unit	2020	2021	2022
Composition of governance bodies				
Men	%	58	58	58
Women	%	42	42	42
< 30 years	%	-	-	-
30-50 years	%	25	25	25
> 50 years	%	75	75	75
Breakdown of employees by category and gender				
Men				
Managers	%	88	87	86
Middle managers	%	82	81	81
White collars	%	77	77	77
Blue collars	%	91	91	91
Pilots	%	100	100	100
Women				
Managers	%	12	13	14
Middle managers	%	18	19	19
White collars	%	23	23	23
Blue collars	%	9	9	9
Pilots	%	-	-	-
Breakdown of employees by category and age group				
< 30 years				
Managers	%	-	-	-
Middle managers	%	-	-	-
White collars	%	11	11	13
Blue collars	%	15	14	13
Pilots	%	-	-	-
30-50 years				
Managers	%	35	34	36
Middle managers	%	42	42	43
White collars	%	54	54	53
Blue collars	%	55	53	57
Pilots	%	35	33	32
> 50 years				
Managers	%	65	66	64
Middle managers	%	58	58	56
White collars	%	35	35	34
Blue collars	%	31	31	30
Pilots	%	65	67	68

Equal remuneration for women and men				GRI 405-2
Ratio of basic salary of women to men by employee category	Unit	2020	2021	2022
Italy				
Managers	%	97	96	91
Middle managers	%	96	96	97
White collars	%	95	97	97
Blue collars	%	98	97	97
United States				
Managers	%	89	92	95
Middle managers	%	88	89	88
White collars	%	74	75	74
Blue collars	%	85	86	82
United Kingdom				
Managers	%	103	100	107
Middle managers	%	92	94	96
White collars	%	84	82	86
Blue collars	%	82	76	79
Poland				
Managers	%	73	70	69
Middle managers	%	87	98	98
White collars	%	88	88	88
Blue collars	%	92	91	90
Ratio of remuneration of women to men by employee category				
Ratio of remuneration of women to men by employee category	Unit	2020	2021	2022
Italy				
Managers	%	97	94	84
Middle managers	%	92	92	91
White collars	%	90	92	91
Blue collars	%	89	92	88
United States				
Managers	%	97	94	94
Middle managers	%	86	88	88
White collars	%	72	73	71
Blue collars	%	82	84	82
United Kingdom				
Managers	%	94	96	98
Middle managers	%	93	94	96
White collars	%	81	83	85
Blue collars	%	67	68	66
Poland				
Managers	%	97	69	60
Middle managers	%	85	99	98
White collars	%	78	79	80
Blue collars	%	87	88	85

ECONOMIC INDICATORS

Direct economic value generated and distributed			GRI 201-1
€ millions	2020	2021	2022
Direct economic value generated	14,644	15,364	16,365
Economic value distributed	13,178	13,810	14,179
Operating costs	9,128	9,523	9,568
Value distributed to employees	3,427	3,762	4,010
Value distributed to providers of capital	494	335	410
Value distributed to Public Administration	44	185	107
Value distributed to shareholders	81	0	81
Value distributed to community	4	5	3
Economic value retained	1,466	1,554	2,186

Notes:

- Starting from 2022, in order to ensure a further adherence with GRI Standard 201-1, a different representation compared to previous reports is provided.

- Generated economic value includes: value of the production, income from equity investments and other financial incomes. Value distributed to shareholders refers to dividends paid during the reporting year.

GRI 207-1 Approach to tax**GRI 207-2 Tax governance, control and risk management****GRI 207-3 Stakeholder engagement and management of concerns related to tax**

Consistently with the principles of the BEPS (Base Erosion and Project Sharing) project⁹⁹, Leonardo ensures its business complies with purely industrial and commercial approach and goals. The choice of jurisdictions where Group entities are is justified only by business reasons and not by fiscal advantages. In this regard, correct fulfilment of tax obligations is ensured by the Company's internal procedures that identify roles and responsibilities, both in the operational and in the control areas enabling access to the necessary information flows. Leonardo has adopted a tax strategy which in Italy was approved in 2017 and in Great Britain is approved on an annual basis. Leonardo has also joined the Cooperative Compliance Scheme and has established a Tax Control Framework, i.e., a system for detecting, measuring, managing and controlling tax risk, included in the context of the company and internal control system. The approach to tax is inspired by the following values:

- > properly managing the "tax burden" related to its business while protecting the interests of all stakeholders, including the government and local communities in which Leonardo operates;
- > managing all results in compliance with national tax laws as regards both form and substance, in conformity with principles, while conducting, on an ongoing basis, an analysis of updates on national and international laws consistently with the activities carried out;
- > promoting performance in compliance with the law, transparency, simplicity, with trust and collaboration, truthfulness and professional correctness;
- > establishing good relations with the tax authorities with utmost transparency and collaboration in order to solve complex tax issues, while promptly providing accurate and correct information, in response to questions and information requested;
- > establishing decision-making processes regarding investments in low-tax regime countries, based on economic reasons and not for tax avoidance and/or planning purposes;
- > establishing an adequate information flow spread across all company levels, including top management, in order to enable the BoD to take action as the body in charge of internal control;

⁹⁹ The BEPS project, promoted by the OECD, is part of the actions to counter aggressive tax planning policies and to avoid the shifting of the tax base from high-tax countries to others with low or no tax burden by multinational companies, aiming to establish single and transparent rules shared at international level.

- > investing in the development of the professional skills of employees involved in tax activities.

Tax returns and payments are subject to audits on the part of independent auditors.

The Chief Executive Officer and the Officer in charge of financial reporting participate in tax-related decisions, in terms of both strategy and operations. They are responsible for monitoring tax risk management, the performance of the tax department, and the resources allocated in order to reduce tax risk while the BoD designs the related strategy.

For companies that meet the requirements prescribed by the relevant domestic regulations, Leonardo complies with the provisions governing transfer pricing documentation, in accordance with the instructions of the Chapter V of OECD Transfer Pricing Guidelines. Finally, Leonardo always acts by adopting a transparent and collaborative approach with all institutions and trade associations in order to support the development of effective tax systems in the various Countries in which it operates.

GRI 207-4 Country-by-Country Reporting

The table below is consistent with the information provided to the Revenue Agency (Revenue Agency Director's Order file 275956 of 28 November 2017) within the framework of the "Country-by-Country Reporting" (CBCR). This information has been prepared by taking account of the OECD guidelines relating to this requirement. Therefore, although the figures shown are derived from the same database, they do not follow the rules of representation and preparation of the data included in the Group's consolidated financial statements. In particular, the main changes refer to the following requirements of the OECD guidelines, as reported in the abovementioned Order:

- > perimeter of companies: inclusion of all companies;
- > allocation by Country: allocation of items relating to permanent establishments in the Countries in which they operate, instead of the registered offices of the companies to which they belong, used to prepare consolidated financial statements;
- > definitions: levels of aggregation of specific data that are not immediately comparable with the values reported in the consolidated financial statements.

Tax - Country-by-Country Reporting (Year 2020)						GRI 207-4
Tax jurisdiction	Notes	USA	UK	Poland	Italy	Other countries
Revenues from third parties	1	2,903	2,109	56	8,951	389
Revenues from related parties	2	221	225	157	853	96
Total revenues	3	3,124	2,334	213	9,804	485
Profit/(Loss) before income taxes*	4	93	213	27	1	(89)
Income taxes paid (based on cash accounting)	5	6	(57)	(8)	43	(83)
Income taxes accrued in the year		9	37	5	27	12
Workforce	6	7,300	7,387	2,586	31,131	1,782
Property, plant and equipment other than cash and cash equivalents	7	241	181	36	1,653	66

*Note: the value referred to Other countries was revised with the aim of ensuring consistency with the data submitted to the national reference agency.

Tax - Country-by-Country Reporting (Year 2021)						GRI 207-4
Tax jurisdiction	Notes	USA	UK	Poland	Italy	Other countries
Revenues from third parties	1	3,165	2,203	53	9,550	378
Revenues from related parties	2	188	206	176	847	99
Total revenues	3	3,353	2,409	229	10,397	477
Profit/(Loss) before income taxes	4	163	263	30	166	12
Income taxes paid (based on cash accounting)	5	4	(17)	(4)	(28)	(8)
Income taxes accrued in the year		12	43	6	24	12
Workforce	6	7,253	7,338	2,548	31,521	1,753
Property, plant and equipment other than cash and cash equivalents	7	339	193	36	1,660	68

NOTES:

1. Revenues from third parties: include all revenues (as defined below), net of those from companies subject to CBCR.
2. Revenues from related parties: include all revenues (as defined below) from companies subject to CBCR.
3. Revenues: include all revenues and financial income, net of dividends.
4. Profit/(Loss) before income taxes: includes the result before tax and the result from discontinued operations.
5. Income taxes paid: positive value indicates receipts, while negative value indicates payments. This includes payments for current tax and for tax disputes.
6. Workforce: number of employees entered in the register on the last day of the period (31 December).
7. Property, plant and equipment other than cash and cash equivalents: include tangible assets and investment property.

OTHER INDICATORS

1. Trade union relations

Industrial Relations (% on total employees)	Unit	2022
Employees covered by collective bargaining	%	72
Employees who are members of trade unions	%	32

In Italy, 100% of employees are covered by collective bargaining agreements. In 2022, the hours of strike on the total hours worked was 0.03%.

2. Employee training

Average hours of training per employee	Unit	2022
Total average training hours	n.	20.6
Mandatory training	n.	11.0
Non mandatory training	n.	9.6
Average hours of training per employee by age group	Unit	2022
< 30 years	n.	29.9
30-50 years	n.	21.9
> 50 years	n.	16.0
N. employees who received training	Unit	2022
N. employees who received training in the reporting period	n.	47,378

3. Employee health and safety

Health and safety indicators	Unit	2022
Occupational Disease Rate (ODR)	i	0.02
Lost Days Rate (LDR)	i	13.60
Absenteeism Rate (AR)	i	4.93

Details on indicator calculation: ODR is calculated using the following formula: (Total cases of occupational diseases/Total worked hours)*200,000. LDR is calculated using the following formula: (Total days of lost work/Total worked hours)*200,000. AR is calculated using the following formula: (Total days of absence/Total working days)*100.

4. Employee performance appraisal

Performance appraisal		
Total employees assessed	Unit	2022
Employees with performance appraisal	N.	29,977
	%.	58
Employees assessed on the total workforce - by gender	Unit	2022
Men	%	56
Women	%	67
Employees assessed on the total workforce - by category	Unit	2022
Managers	%	88
Middle managers	%	86
White collars	%	68
Blue collars	%	21
Employees assessed on the total employees assessed - by gender	Unit	2022
Men	%	78
Women	%	22
Employees assessed on the total employees assessed - by category	Unit	2022
Managers	%	4
Middle managers	%	19
White collars	%	68
Blue collars	%	9

5. Diversity – Ethnic minorities

Ethnic minority US employees	Unit	2022
Employees from minorities by gender	N.	1,722
Men	N.	1,182
Women	N.	540
Ethnic minority employees by category	N.	1,722
Managers	N.	9
Men	N.	7
Women	N.	2
Middle managers	N.	213
Men	N.	159
Women	N.	54
White collars	N.	690
Men	N.	467
Women	N.	223
Blue collars	N.	808
Men	N.	547
Women	N.	261
Pilots	N.	2
Men	N.	2
Women	N.	-
Ethnic minority employees by type	N.	1,722
Asian	N.	481
<i>of which managers and middle managers</i>	N.	55
Black or African American	N.	386
<i>of which managers and middle managers</i>	N.	39
American Indian (Alaska Native)	N.	114
<i>of which managers and middle managers</i>	N.	22
Hispanic or Latino	N.	585
<i>of which managers and middle managers</i>	N.	81
Native Hawaiian	N.	3
<i>of which managers and middle managers</i>	N.	1
Other Pacific Islander	N.	9
<i>of which managers and middle managers</i>	N.	1
Mixed / Multiple ethnic	N.	144
<i>of which managers and middle managers</i>	N.	23
Other	N.	-
<i>of which managers and middle managers</i>	N.	-

Ethnic minority UK employees	Unit	2022
Employees from minorities by gender	N.	220
Men	N.	163
Women	N.	57
Ethnic minority employees by category	N.	220
Managers	N.	1
Men	N.	-
Women	N.	1
Middle managers	N.	25
Men	N.	20
Women	N.	5
White collars	N.	188
Men	N.	138
Women	N.	50
Blue collars	N.	6
Men	N.	5
Women	N.	1
Pilots	N.	-
Men	N.	-
Women	N.	-
Ethnic minority employees by type	N.	220
Asian / Asian British	N.	116
<i>of which managers and middle managers</i>	N.	15
Black African / Black British / Caribbean	N.	42
<i>of which managers and middle managers</i>	N.	2
Mixed / Multiple ethnic (White and Black Caribbean, White and Black African, White and Asian, Any other Mixed or multiple ethnic background)	N.	42
<i>of which managers and middle managers</i>	N.	6
Other	N.	20
<i>of which managers and middle managers</i>	N.	3

6. Diversity – Disability

Employees with disability	Unit	2022
Total employees with disability	N.	1,560
Employees belonging to minorities groups by professional category		
Managers	N.	10
Middle managers	N.	151
White collars	N.	985
Blue collars	N.	414

7. Gender diversity

Gender pay gap	First quartile	Second quartile	Third quartile	Last quartile	Total
Men	82%	78%	78%	87%	81%
Women	18%	22%	22%	13%	19%
2022 remuneration ratio	93%	99%	101%	93%	98%

First quartile: employees with higher remuneration

Second quartile: employees with medium-high remuneration

Third quartile: employees with low-medium remuneration

Fourth quartile: employees with lower remuneration

Remuneration ratio is calculated on 95.3% of employees using the following formula: women average remuneration/men average remuneration. The total median value of the remuneration ratio is 104%. 10% of employees with the highest remuneration is composed of 15% women and 84% men.

Top management composition	Unit	2022
Men	%	85
Women	%	15

For the “top management” category, the percentage is calculated by considering first-level (reporting directly to the Chief Executive Officer) and second level management positions.

The executive team (CEO included) consists of 26 men (87%) and 4 women (13%).

8. Certifications

Health and safety management systems	Unit	2022
Employees at ISO 45001-certified sites on total employees	%	80
Environmental management systems		
Employees at ISO14001-certified sites on total employees	%	75
Quality management systems		
Employees at ISO 9001-certified sites on total employees	%	86
Employees at AS/EN 9100-certified sites on total employees	%	74

ISO 45001-certified sites are 61, ISO 14001-certified sites are 63, ISO 50001-certified sites are 8, ISO 9001-certified sites are 86, AS/EN 9100-certified sites are 63.

9. Data privacy

In terms of personal data privacy, in line with the applicable privacy regulations¹⁰⁰, Leonardo adopts adequate technical and organisational measures to respect fundamental rights and freedoms and mitigate the risks associated with any possible violation. For this purpose, it has implemented processes, procedures and technologies to ensure the broadest protection of the data of employees, collaborators, guests, customers, suppliers and any natural person whose personal data are processed by Leonardo. The organisational structures and technologies used allow for the accurate and prompt detection of security threats and breaches. Processes, procedures and technologies are subject to periodical audits to ensure full compliance with the highest standards of protection. Leonardo has designated a Group Data Protection Officer who oversees, monitors, and provides specialist advice to Leonardo when acting as both a data controller and a data processor, acts as a contact person for the supervisory authority and for data subjects in relation to any and all matters concerning the processing of their personal data and the exercise of their rights, with regard to the protection of personal data. By means of training, numerous reporting channels and support tools, in the event of situations or episodes that put people's data at risk, all employees and collaborators are trained and enabled to immediately give notices to the competent departments in order to adopt remedial and risk mitigation measures in accordance with law, according to the methods and schedules set out in the procedures for handling data breaches and managing security incidents in general. If requests are submitted to exercise rights regarding the protection of personal data, Leonardo has set up specific organisational processes and information flows that make it possible to provide information regarding data processing in a transparent and easily accessible form and to follow up such requests promptly and effectively. Furthermore, Leonardo only uses suppliers that present sufficient guarantees to meet the requirements of the applicable privacy legislation and implements risk assessment and mitigation processes in any case of transfer of personal data outside the European Economic Area, in full compliance with current legislation.

¹⁰⁰ The protection of personal data is a fundamental right of the individual under the Charter of Fundamental Rights of the European Union (Article 8). In Europe, the protection of natural persons with regard to the processing of personal data is regulated, in particular, by Regulation (EU) 2016/679 of the European Parliament and of the Council of 27 April 2016.

10. Supply chain management

Leonardo manages the sustainability of its supply chain by integrating environmental, social and governance parameters in any and all phases of collaboration with suppliers: from the application to become a supplier, to the pre-qualification and qualification phases to enter the register, from the selection criteria to the contract Terms and Conditions, up to the verification audits and development plans of suppliers.

Potential suppliers of Leonardo must first pass a pre-qualification phase to establish whether they meet economic-financial, ethical-legal, social and environmental requirements. This is the preliminary assessment of the risk associated with establishing an industrial relationship with a potential supplier and consists of audits carried out both through an exchange of documents and through infoproviders. If there are risk factors, relating for example to ownership structures and final beneficiaries, an additional reputational analysis is carried out, with the support of specialist databases. The rate of dependence of turnover on the Leonardo Group is also measured during pre-qualification. Failure to meet even one of these requirements prevents the company from accessing Leonardo's Register of Suppliers.

This is followed by the qualification phase, during which the technical and operational capabilities linked to specific supplies are assessed, as are the minimum requirements demanded by Leonardo regarding environmental management, health and safety protection, cyber security and intellectual property protection, which are also regulated by specific contractual clauses at any time¹⁰¹. After having made the requirements relating to cyber security and intellectual property more homogeneous in 2021, in 2022 the process was extended to all divisions with massive application to all suppliers subject to qualification. Moreover, Leonardo examines any possible certification uploaded to the Purchasing Portal by potential suppliers.

According to the product sector, an additional qualification, the Product Qualification, may be necessary to ascertain compliance with technical/technological requirements and the production process applied in the manufacture of the purchased component that will form part of a product configuration. Successful completion of the qualification phase is necessary for the award of a tender and the assignment of a purchase order, and therefore to become actual suppliers of Leonardo. Furthermore, for some product areas, supplier selection takes also account of the availability of specific additional ESG requirements, for example ISO 14001, ISO 45001 and other quality and cyber security certifications.

The ongoing satisfaction of the requirements is monitored through periodic control activities throughout the term of the contractual relationship, both through recurring audits (every two years for pre-qualification requirements and every three years for qualification requirements) and through audit plans, going as far as temporary or definitive exclusion from the Register in cases of serious or repeated failures. As for supplier audits on HSE issues, every year Leonardo sets out an audit plan and selects the suppliers that will have to be audited in the subsequent year, giving priority to those operating within Leonardo sites whose activities carried out and/or products supplied may have an impact on compliance with environmental or occupational health and safety regulations. Suppliers may also be selected to be audited for whom risk factors have emerged in relation to environmental, and occupational health and safety issues, either through reports or during the requalification phase, or even suppliers selected on a random basis. The audit consists of checks carried out by Leonardo personnel or by a third-party entity and is also an opportunity to inform the supplier of any possible opportunity for improvement. In any case of non-conformity, Leonardo always asks the

¹⁰¹ By including clauses in their contracts, suppliers are required to ensure that their subcontractors also comply with the same requirements.

supplier to take a corrective action, reported by the supplier in an Action Plan, complete with the related date of implementation, which is verified by Leonardo in the subsequent audit.

Supplier relations are managed through a dedicated Portal (Procurement Portal) to ensure transparency and traceability of information, and the storage of all supporting documentation.

Work progress on Sustainability Objectives	Unit	2021	2022	Target year
Implementation of development programmes of the supply chain and medium/long-term partnerships, focusing on SMEs, to improve business sustainability	no. of suppliers	>150	165	2023
To manage more 75% of the value ordered by Leonardo Divisions through digital collaboration platforms*	%	70	82	2022
Raising awareness/training on SDGs and support tools for reporting to more than 80% of key suppliers (over 500 suppliers)	no. of suppliers	66	336	2023
100% of LEAP partners with targets and plans set out on green energy, reduction of CO2, emissions, waste recycling, water consumption	%	15	40	2023

*Recurring suppliers included. Leonardo DRS excluded from the perimeter.

11. Ozone-depleting substances

Emissions of ozone-depleting substances	Unit	2022
SF6 emissions	t CO2e	38,443
HFC emissions	t CO2e	9,353
Total SF6 and HFC emissions	t CO2e	47,796
Quantity of ozone-depleting substances emitted in atmosphere	t CFC-11e	0.00220

CONTENT INDEXES

GRI CONTENT INDEX

The GRI table is reported below, which is in line with requirement 7 of GRI 1: Foundation 2021 included in the GRI Universal Standards 2021. References reported refer to the 2022 Report on Operations or to the other documents where expressly stated: the 2023 Corporate Governance Report (FY 2022), the Code of Ethics and the Anti-Corruption Code.

Statement of use	Leonardo has reported in accordance with the GRI Standards for the period 1 January 2022 – 31 December 2022.
GRI 1 used	GRI 1: Foundation 2021
Applicable GRI Standard(s)	GRI Sector Standard not available yet

GRI STANDARDS/ OTHER SOURCE	DISCLOSURE	LOCATION/OMISSION
General disclosures		
GRI 2: General Disclosures – version 2021	2-1 Organizational details	Leonardo SpA Leonardo S.p.A.'s registered office is in Piazza Monte Grappa, 4 - Rome (Italy) Group profile
	2-2 Entities included in the organization's sustainability reporting	Consolidation principles and area Methodology note of the NFS
	2-3 Reporting period, frequency and contact point	FY 2022 Annual Financial Report ir@leonardocompany.com The report is published on 9 March 2023
	2-4 Restatements of information	Any restatements or adjustments of information are indicated in the document from time to time

	2-5 External assurance	Methodology note of the NFS Independent Auditors' Report
	2-6 Activities, value chain and other business relationships	Profile Business sectors Business model Group results and financial position Sector results and outlook Supply chain value
	2-7 Employees	Table GRI 2-7 Inclusion and employment protection Profile
	2-8 Workers who are not employees	Table GRI 2-8
	2-9 Governance structure and composition	Corporate governance Corporate governance – Corporate governance model Table Corporate Governance Model
	2-10 Nomination and selection of the highest governance body	Corporate governance CORPORATE GOVERNANCE REPORT 2023 – Diversity criteria and policies
	2-11 Chair of the highest governance body	Corporate governance CORPORATE GOVERNANCE REPORT 2023 – Par. Corporate governance information and Par. 4.9. Directors' interests and transactions with related parties
	2-12 Role of the highest governance body in overseeing the management of impacts	Corporate Governance Sustainability targets and plan Sustainability governance CORPORATE GOVERNANCE REPORT 2023 – Board of Directors and Committees

	2-13 Delegation of responsibility for managing impacts	Corporate governance Sustainability targets and plan Sustainability governance
	2-14 Role of the highest governance body in sustainability reporting	Corporate governance Sustainability governance
	2-15 Conflicts of interests	Responsible business conduct Code of Ethics Par. 6 Conflict of interests Organisational, Management and Control Model under Legislative Decree 231 of 8 June 2001 (pages 14; 24; 29) CORPORATE GOVERNANCE REPORT 2023 Par. 4.3 Composition - Curricula of the Directors, Par 4.9 Directors' interests and Transactions with Related Parties
	2-16 Communication of critical concerns	Responsible business conduct
	2-17 Collective knowledge of the highest governance body	Sustainability Governance Corporate Governance Report 2023 --> par. Board Induction
	2-18 Evaluation of the performance of the highest governance body	Corporate Governance Corporate Governance Report 2023 --> par. Self-evaluation and succession of Directors
	2-19 Remuneration policies	Corporate Governance Report 2023 -> par. 8.2 The ESG indicators stated in the 2022 remuneration policy (MBO and LTIP sections) are reported below: MBO > Inclusion in the Dow Jones Sustainability Index: Inclusion in the 2022 index. > Rate of injury: 2.35 in 2022. LTIP > Intensity of CO ₂ emissions Scope 1 + Scope 2 (Location Based) / Revenues: 33.88 in 2021, 28.96 in 2022.

		<p>> % of women hired with STEM degree out of total new hires with STEM qualification: 20.9% in the two-year period 2022-2021, 19.4% in 2021.</p>
	2-20 Process to determine remuneration	<p>In accordance with applicable regulations, Leonardo's Shareholders' Meeting is called upon to resolve on the remuneration policy</p> <p>Corporate Governance Report 2023 -> par. Remuneration Committee</p> <p>Remuneration Report 2022 -> page 27</p>
	2-21 Annual total compensation ratio	<p>Corporate Governance – Remuneration policy</p> <p>The ratio of the percentage increase in CEO's total pay to the percentage increase in the median total pay of employees is 34.</p> <p>For the calculation, remuneration received by employees during the year was used, according to the cash principle accounting method.</p>
	2-22 Statement on sustainable development strategy	<p>Strategy and outlook</p> <p>Sustainability targets and plan</p>
	2-23 Policy commitments	<p>Responsible business conduct</p> <p>transito of Values available on the website.</p> <p>Code of Ethics -> par. 11 "External relations "</p> <p>Policy on human rights</p>

	2-24 Embedding policy commitment	Corporate Governance – Remuneration policy People – Respect for human rights
	2-25 Processes to remediate negative impacts	Business model Methodology note of the NFS – Materiality analysis Strategy and outlook – Materiality analysis Corporate Governance – Responsible business conduct
	2-26 Mechanisms for seeking advice and raising concerns	Dedicated channels made available by Leonardo to enable the transmission of reports, even anonymous, are those described in the Whistleblowing Management Guidelines ¹⁰² . They have been circulated within and outside the Group to ensure maximum publicity. Furthermore, Leonardo DRS implements an Ethics Helpline available 24/7 managed by a third-party company ¹⁰³ . Responsible business conduct

¹⁰² The Whistleblowing Management Guidelines are available on the website.

¹⁰³ The helpline website is <https://secure.ethicspoint.com/domain/media/en/gui/80079/index.html>.

	<p>2-27 Compliance with laws and regulations</p>	<p>With regard to environmental issues, during 2022 the number of violations of environmental laws reported by the control bodies amounted to 2 (6 in 2021, 11 in 2020, 6 in 2019 and 9 in 2018), none of which resulted in fines imposed during the year.</p> <p>During 2022, 8 environmental incidents occurred, of which: 1 caused by a vehicle belonging to a third party, passing through a road adjacent to a site owned by Leonardo, which, leaving the roadway and hitting the guardrail, resulted in the spillage of chemical product (diesel fuel) on a green area owned by Leonardo; 4 for refrigerant gas spill, promptly contained and managed and for which the equipment or part of it was replaced; 1 for chemical (antifreeze) spill; 2 for surfactant spillage into the sewage system.</p> <p>Within the context of remediation processes, there was no damage caused to the environment for which Leonardo has been definitively found to be liable, and no fines were imposed on Leonardo for environmental offences.</p> <p>In addition, 5 violations of health and safety regulations were reported by the control bodies, which resulted in 3 fines amounting to € 4,538.</p> <p>For a summary of criminal proceedings, reference should be made to Note 22 in the chapter on Notes to the Consolidated Financial Statements at 31 December 2022.</p>
	<p>2-28 Membership of associations</p>	<p>World:</p> <ul style="list-style-type: none"> > AIAC (Aerospace Industries Association of Canada) > CIS International - The Center for Internet Security > Heli Offshore > TCCA (Tetra and Critical Communications Association) <p>Europe:</p> <ul style="list-style-type: none"> > ASD (Aerospace and Defence Industries Association of Europe) > ECSO (European Cyber Security Organization) > ERT (European Roundtable for of Industrialists) > EOS (European Organization for Security) > ETSI (European Telecommunication Standards Institute) > EUROCAE (European Organisation for Civil Aviation Equipment) > Gaia X <p>Italy:</p> <ul style="list-style-type: none"> > AIAD (Italian Industry Federation for Aerospace, Defence and Security) – associated with CONFINDUSTRIA > ANITEC-ASSINFORM (Association of Information & Communication Technology companies) - associated with CONFINDUSTRIA > Air Tech Italy

		<ul style="list-style-type: none"> > Global Compact Network Italia (GCNI) Foundation > UNAVIA (Association for Standardisation, Training and Qualification in the Aerospace, Defence & Security sectors) > Italian National Unification Body (UNI) <p>United Kingdom:</p> <ul style="list-style-type: none"> > ADS (Aerospace Defence Security & Space) – the major trade association in the AD&S sector in the United Kingdom > techUK (Information Technology Telecommunications and Electronics Association) > make UK (formerly Federation of engineering employers) – represents the manufacturing sector in the United Kingdom > CBI (Confederation of British Industry) – the major entrepreneurs association of the United Kingdom, represents the enterprises at regional, national and International level > 5% Club – employer movement offering training opportunities > Team Defence Information – Non-profit collaborative organisation to modernise and transform Defence support in the United Kingdom > Social Value UK (national network that works with its members to promote change in how they report social value in order to improve well-being and reduce inequality and environmental degradation) <p>United States:</p> <ul style="list-style-type: none"> > NDIA (National Defense Industry Association) > SIA (Satellite Industry Association) > AIA (Aerospace Industry Association) <p>Poland:</p> <ul style="list-style-type: none"> > Association of Polish Aviation Industry > Aviation Valley - Association of Aerospace Industry Entrepreneurs Group > Association of Employers of Defense and Aerospace Industries > Association of Lublin Cluster of Advanced Aviation Technologies > Italian Chamber of Commerce and Industry in Poland. <p>In 2022, membership fees for trade associations, industry and business support organisations, technical interest bodies and think tanks totalled approximately €mil. 5.3 (approximately €mil. 5.8 in 2021, approximately €mil. 5.2 in 2020, approximately €mil. 5 in 2019 and approximately €mil. 5 in 2018). In particular, the most</p>
--	--	--

		significant contributions in 2022 concerned Confindustria (associated local bodies) for €mil. 2.5 and AIAD (Italian Industry Federation for Aerospace, Defence and Security) for €mil. 1.15.
	2-29 Approach to stakeholder engagement	Stakeholder engagement Responsible business conduct
	2-30 Collective bargaining agreements	Stakeholder engagement Inclusion and employment protection Human capital and skill enhancement Table – Other indicators Where there is no collective bargaining agreement, the general principles laid down in paragraph 3 of Leonardo’s Code of Ethics (Human Resources, Employment Policy and Privacy Protection) and paragraph 5 of Leonardo’s Charter of Values (Rights and Sustainability) still apply to employees.
Material Topics		
GRI 3: Material Topics 2021	3-1 Process to determine material topics	Methodology note of the NFS – Materiality analysis Strategy and outlook – Materiality analysis
	3-2 List of material topics	Methodology note of the NFS – Materiality analysis Strategy and outlook – Materiality analysis
Diversity and inclusion		
GRI 3: Material topics 2021	3-3 Management of material topics	Promotion, or lack of development, of an inclusive, meritocratic and equitable corporate environment and culture, where diversity, including gender diversity, is recognized as an enabling factor for value creation. Inclusion and employment protection Respect for human rights
GRI 201: Economic Performance–2016	201-3 Defined benefit plan obligations and other retirement plans	Group companies use various pension schemes, as described in Note 3.16 in the chapter on Notes to the Consolidated Financial Statements at 31 December 2022.
GRI 401: Employment –2016	401-3 Parental leave	Table GRI 401-3 In Italy, the rules governing permits and leaves to protect maternity and paternity are laid down in Legislative Decree 151/2001 and the remaining relevant legislation.
GRI 402: Labor/Management Relations 2016	402-1 Minimum notice periods regarding operational changes	In Italy and abroad, Leonardo applies the mechanisms allowed by the regulations and the agreements with the trade unions. In Italy, this issue is regulated by the National Collective Bargaining Agreement (CCNL), as well as by any relevant union agreements.

GRI 405: Diversity and equal opportunity 2016	405-2 Ratio of basic salary and remuneration of women to men	Table GRI 405-2 Other indicators – Gender diversity
Working conditions and occupational health and safety		
GRI 3: Material Topics 2021	3-3 Management of material topics	Impacts related to workers' health and safety and their labor standards. Guaranteeing and promoting fundamental rights, promoting social dialogue, labor relations, and workers' health and safety. Among issues to be considered are work-life balance, management of organisational change, and measures aimed at improving the business climate Health and safety
GRI 403: Occupational Health and Safety 2018	403-1 Occupational health and safety management system	Health and safety
	403-2 Hazard identification, risk assessment, and incident investigation	Health and safety Decarbonisation path
	403-3 Occupational health services	Health and safety
	403-4 Worker participation, consultation, and communication on occupational health and safety	Health and safety
	403-5 Worker training on occupational health and safety	Health and safety
	403-6 Promotion of worker health	Health and safety
	403-7 Prevention and mitigation of occupational health and safety impacts directly linked by business relationships	Health and safety
	403-9 Work-related injuries	Health and safety Table GRI 403-9
Skills management and talent attraction		
GRI 3: Material Topics 2021	3-3 Management of material topics	Creation of value (or lack thereof) for employees and target communities through careful selection, recruitment, management and retention of people and talent, valuing and retaining them, including through remuneration policies and continuous training. Attracting new talent by promoting the sector/industry strengths, innovative skills and values of the Group.

		Human capital and skill enhancement
GRI 401: Employment 2016	401-1 New employee hires and employee turnover	Inclusion and employment protection Human capital and skill enhancement In 2022, voluntary resignations accounted for 5.3% of total employees.
GRI 404: Training and Education 2016	404-1 Average hours of training per year per employee	Other indicators – Employee training Table GRI 404-1
Active support to the development of skills in the STEM area		
GRI 3: Material Topics 2021	3-3 Management of material topics	Promotion of partnerships and projects, in the medium and long term, aimed at encouraging courses of study in the area of science, technology, engineering and mathematics (STEM) in order to bring new skills to the Group while conveying to students the value of the Company's business.
GRI 404: Training and Education 2016	404-2 Programs for upgrading employee skills and transition assistance programs	Human capital and skill enhancement
Sustainable supply chain		
GRI 3: Material Topics 2021	3-3 Management of material topics	Impacts related to carbon footprint and non-compliance with human rights along the supply chain, monitored through policies, procedures and objectives to improve supplier performance and efficiency, and with the active involvement of suppliers in the Group's strategic path to sustainability with the aim of meeting the highest ethical, social and environmental standards. Increasing the competitiveness and sustainability performance of suppliers, including SMEs, even through supply chain development or training programs. Respect for human rights Sustainable supply chain Other indicators – Supply chain management
GRI 204: Procurement Practices 2016	204-1 Proportion of spending on local suppliers	Supply chain value
GRI 308: Supplier Environmental Assessment 2016	308-1 New suppliers that were screened using environmental criteria	Sustainable supply chain management
GRI 407: Freedom of Association and Collective Bargaining 2016	407-1 Operations and suppliers in which the right to freedom of association and collective bargaining may be at risk	Supply chain value Other indicators – Supply chain management
GRI 414: Supplier Social Assessment 2016	414-1 New suppliers that were screened using social criteria	Sustainable supply chain management Other indicators – Supply chain management

Responsible and ethical business conduct		
GRI 3: Material Topics 2021	3-3 Management of material topics	<p>Reputational and/or sanction-related impacts arising from unethical or illegal behaviour (e.g., anti-corruption non-compliance), and from the failure to respect human rights, guarded through a governance and control system in line with the company's values and best practices, and characterised by continuous and constructive communication with stakeholders aimed at strengthening the relationship of trust and collaboration.</p> <p>Responsible business conduct</p>
GRI 205: Anti-corruption 2016	205-2 Communication and training about anti-corruption policies and procedures	<p>Leonardo's anti-corruption policies are communicated to all members of governing bodies, employees and business partners, in all geographies in which the Group operates.</p> <p>In addition, anti-corruption training for new hires continued in 2022, with 91% of users taking the course.</p> <p>With the new internal regulation on Business Compliance of 2021 Leonardo extended the training requirement to distributors and resellers as well; eligibility for signing contracts is now conditional on passing the end-of-course test.</p> <p>Responsible business conduct</p> <p>Anti-Corruption Code pages 3-4</p>
	205-3 Confirmed incidents of corruption and actions taken	<p>Provision for risks and contingent liabilities</p> <p>In 2022 there were no convictions against Group Companies, nor dismissals due to confirmed cases of corruption.</p>
GRI 206: Anti-competitive behaviour 2016	206-1 Legal actions for anti-competitive behaviour, anti-trust, and monopoly practices	No legal actions were commenced in 2022 related to unfair competition, anti-trust and monopoly practices.
GRI 415: Public Policy 2016	415-1 Political contributions	<p>Code of Ethics page 14</p> <p>As provided for in Leonardo's Code of Ethics, the Company does not contribute company funds to political and trade union parties, movements, committees and organizations, or to their representatives and/or candidates; therefore, Leonardo did not pay any political contribution in 2022. The prohibition in the Code of Ethics on political contributions applies to all Group companies worldwide, including the United States. For more details, please see the Code of Ethics and Business conduct of Leonardo DRS.</p> <p>In the United States, where voluntary contributions to Political Action Committees (PACs) by employees are allowed, the</p>

		operation of the PAC is supervised and monitored for legal compliance to ensure they are not used as vehicles for corruption.
Sound corporate governance		
GRI 3: Material Topics 2021	3-3 Management of material topics	Integrity and effectiveness of the Board of Directors, including in relation to top management remuneration policies; corporate structure that takes into account environmental, social and governance factors; transparent management of shareholder and stakeholder relations based on reliable financial and non-financial information. Possible adverse impacts arising from poor integration of social, environmental, and governance factors into decision-making processes. Paragraph GRI 207-1/3
GRI 207: Tax 2019	207-1 Approach to tax	Paragraph GRI 207-1
	207-2 Tax governance, control, and risk management	Paragraph GRI 207-2
	207-3 Stakeholder engagement and management of concerns related to tax	Paragraph GRI 207-2
	207-4 Country-by-country reporting	Table GRI 207-4
GRI 405: Diversity and equal opportunity 2016	405-1 Diversity of governance bodies and employees	Inclusion and employment protection Corporate Governance Table GRI 405-1
Environmental impact of the use of materials		
GRI 3: Material Topics 2021	3-3 Management of material topics	Environmental impacts related to the use of materials in relation to the entire product life cycle. Research and development on innovative materials and actions to integrate the principle of circularity into the business model. Natural resources management in industrial processes Circular economy
GRI 301: Materials 2016	301-1 Materials used by weight or volume	In 2022, Leonardo purchased about 14.7 ktons of raw materials, among which: about 7.5 ktons of iron, ferroalloys and steel, about

		<p>5.4 ktons of aluminum, magnesium and other metals, 0.9 ktons of paper and cardboard, 0.9 ktons of other raw materials.</p> <p>The value does not include semi-finished products, the values for 2020 and 2021 are not published as collected partially and not comparable with the data for 2022.</p>
GRI 306: Effluents and waste 2020	306-1 Water discharge by quality and destination	<p>Leonardo undertakes to adopt measures for the reduction and prevention of pollution and waste, thus minimising the production of hazardous and non-hazardous waste and promoting recycling.</p> <p>In order to reduce the impact related to waste production, Leonardo has implemented and is developing circular economy programmes and activated collaborations with third-party partners.</p> <p>Natural resources management in industrial processes</p> <p>Circular economy</p>
	306-2 Waste by type and disposal method	Natural resources management in industrial processes
	306-3 Significant spills	Table GRI 306-3
Climate change, adaptation/mitigation		
GRI 3: Material Topics 2021	3-3 Management of material topics	<p>Climate-altering emissions related to the Group's activities and value chain. Development of solutions for climate change mitigation and adaptation by reducing emissions from products, services and activities (e.g., low-carbon technologies, digitalisation, energy efficiency, renewables, sustainable mobility).</p> <p>Natural resources management in industrial processes.</p> <p>Decarbonisation path</p>
GRI 302: Energy 2016	302-1 Energy consumption within the organization	<p>Natural resources management in industrial processes.</p> <p>Decarbonisation path</p> <p>Table GRI 302-1</p>
	302-3 Energy intensity	<p>ESG performance indicators</p> <p>Table GRI 302-3</p>
GRI 305: Emissions 2016	305-1 Direct (Scope 1) GHG emissions	<p>Natural resources management in industrial processes.</p> <p>Decarbonisation path</p> <p>Table GRI 305-1</p> <p>Source of the emission factor:</p> <ul style="list-style-type: none"> > GHG Protocol Global > UNFCCC - National Inventory Submissions 2021 > Table of national standard parameters (MITE) > AIMS Energy Article 2018

		> IPCC AR6 - Sixth assessment report
	305-2 Energy indirect (Scope 2) GHG emissions	<p>Natural resources management in industrial processes.</p> <p>Decarbonisation path</p> <p>Table GRI 305-2</p> <p>Source of the emission factor:</p> <ul style="list-style-type: none"> > Average Grid US, Source: EPA - United States Environmental Protection Agency - eGRID2020; > Average Grid Europe, Source: TERNA - ENERDATA data 2020; > Residual Mix United States and Canada, Source: 2022 Green-e Energy Residual Mix Emissions Rates; > Residual Mix Europe, Source: AIB - Association of Issuing Bodies - European Residual Mixes 2021.
	305-3 Other indirect (Scope 3) GHG emissions	<p>Natural resources management in industrial processes.</p> <p>Decarbonisation path</p> <p>Table GRI 305-3</p> <p>Scope 3 emissions include the following items: purchase of goods and services (raw materials); fuel and energy production activities not included in Scope 1 and 2; upstream transport and distribution; waste generated in operations; travel; leased assets; and production, transport and distribution of electricity.</p> <p>Source of the emission factor:</p> <ul style="list-style-type: none"> > GHG Protocol Global; > UNFCCC - National Inventory Submissions 2021; > Boustead Model; > UK Government GHG Conversion Factors for Company Reporting (DEFRA 2022).
	305-4 GHG emissions intensity	<p>ESG performance indicators</p> <p>Decarbonisation path</p> <p>Table GRI 305-4</p>
	305-5 Reduction of GHG emissions	<p>Natural resources management in industrial processes.</p> <p>Decarbonisation path</p> <p>Tables GRI 305-1,2,3,4</p>
Solutions' quality, security and performance		
GRI 3: Material Topics 2021	3-3 Management of material topics	<p>Quality, reliability, and safety of products and services for end users, while ensuring efficient and distinctive performance through managing processes and projects in accordance with the Group's high /quality standards and reputation.</p> <p>Quality and safety</p>

		<p>Cyber security and data protection</p> <p>Responsible business conduct</p> <p>Other indicators - Par. Data protection</p>
GRI 416: Customer Health and Safety 2016	416-1 Assessment of the health and safety impacts of product and service categories	Quality and safety
R&D, innovation and advanced technology		
GRI 3: Material Topics 2021	3-3 Management of material topics	<p>Investment in research and support for innovativeness in business models through continuous innovation of products and services, enhancement of intellectual property, and development of emerging and advanced technologies.</p> <p>Technological innovation</p>
GRI 201: Economic Performance 2016	201-1 Direct economic value generated and distributed	<p>Table of economic value generated, distributed and retained</p> <p>The following list includes the parent company and the main subsidiaries in the 4 domestic markets (fully consolidated) and their main countries of operations at 31 December 2022 (these companies are incorporated in the main country of operation). These companies have been selected based on materiality in terms of revenues, number of employees, fixed assets, and tax contribution.</p> <p>Leonardo SpA - Italy</p> <p>Leonardo UK – United Kingdom</p> <p>Leonardo DRS INC – United States of America</p> <p>PZL-Świdnik SA - Poland</p> <p>Leonardo Global Solutions SpA – Italy</p> <p>The aforesaid subsidiaries account for a total of:</p> <p>94% of revenues generated</p> <p>89% of fixed assets</p> <p>93% of employees</p>
GRI 203: Indirect Economic Impacts 2016	203-1 Infrastructure investments and services supported	<p>Supply chain value</p> <p>Value for territories and communities</p> <p>Table of generated, distributed and retained economic value</p>
Citizen security		
GRI 3: Material Topics 2021	3-3 Management of material topics	<p>Development of integrated solutions, both military and civil, for contributing to national and international threats mitigation and to country and citizen protection.</p> <p>Customer support, quality and safety</p> <p>Technological innovation</p>

Cyber security and data protection		
GRI 3: Material Topics 2021	3-3 Management of material topics	<p>Impacts on cyber security, business resilience, and privacy. Monitoring these issues through cyber security, data protection and sensitive information technologies.</p> <p>Cyber security and data protection</p> <p>Responsible business conduct</p> <p>Other indicators - Par. Data privacy</p>
GRI 418: Customer Privacy 2016	418-1 Substantiated complaints concerning breaches of customer privacy and losses of customer data	<p>Cyber security and data protection</p> <p>Responsible business conduct</p> <p>Other indicators - Par. Data privacy</p>
Customer relations		
GRI 3: Material Topics 2021	3-3 Management of material topics	<p>Customer satisfaction and trust related to proper management between Company and Customer, regarding expectations and collaboration on the product/service, following a listening-centered approach</p> <p>Customer support, quality and safety</p>
GRI 416: Customer Health and Safety 2016	416-1 Assessment of the health and safety impacts of product and service categories	Quality and safety
Natural resources management and conservation of ecosystems		
GRI 3: Material Topics 2021	3-3 Management of material topics	<p>Efficiency and minimisation of social/environmental damage in the management of water, hazardous/non-hazardous waste, harmful substances, limiting contamination and pollution and protecting biodiversity.</p> <p>Natural resources management in industrial processes</p> <p>Circular economy</p>
GRI 303: Water and effluents 2018	303-1 Interactions with water as a shared resource	Natural resources management in industrial processes
	303-2 Management of water discharge-related impacts	Natural resources management in industrial processes
	303-3 Water withdrawal	<p>Natural resources management in industrial processes</p> <p>Table GRI 303-3</p>

GRI 304: Biodiversity 2016	304-1 Operational sites owned, leased, managed in, or adjacent to, protected areas and areas of high biodiversity value outside protected areas	Natural resources management in industrial processes
GRI 305: Emissions 2016	305-7 Nitrogen oxides (NOx), sulphur oxides (SOx), and other significant air emissions	Tables GRI 305-7 Natural resources management in industrial processes Source of the emission factor: GHG Protocol Global
Digital Transformation		
GRI 3: Material Topics 2021	3-3 Management of material topics	Greater efficiency and competitiveness through integration, development and deployment of digital technologies and connectivity Human capital and skill enhancement Technological innovation Natural resources management in industrial processes Supply chain value Customer support, quality and safety Value for territories and communities
Business continuity		
GRI 3: Material Topics 2021	3-3 Management of material topics	Preparation of plans, actions, and systems structured and integrated with business processes that enable operational and production continuity, to minimise risks of various kinds or cope with disastrous, critical or unexpected events (e.g., machine failure, fire, power failure, disruptive external events, etc.). Business continuity
Development of Earth observation technologies		
GRI 3: Material Topics 2021	3-3 Management of material topics	Supporting climate change mitigation and adaptation, citizen security, and emergency management (e.g., natural events, health emergencies, border control, etc.) through the development of satellite and ground technologies. Leonardo's contribution for climate change adaptation

SASB CONTENT INDEX

DISCLOSURE		SECTION/NOTES
RT-AE-000.A	Production/trend by reportable segment	Profile Sector results and outlook
RT-AE-000.B	Number of employees	People
RT-AE-130a.1	(1) Total energy consumed (2) percentage grid electricity (3) percentage renewable	Natural resources management in industrial processes Decarbonisation path
RT-AE-150a.1	Amount of hazardous waste generated, percentage recycled	Natural resources management in industrial processes
RT-AE-150a.2	Number and aggregate quantity of reportable spills, quantity recovered	In 2022 the following events were reported: - 1 significant spill caused by the impact of a vehicle owned by a Third-Party company passing on a road adjacent to a site owned by Leonardo, which proceeded to give notice thereof to the Supervisory and Control Bodies as the blameless owner, pursuant to Article 245 of Legislative Decree 152/2006 and implemented an Emergency Securing (MISE) plan to remove the topmost layer of soil impacted by the diesel fuel contained in the tank of the vehicle (about 120 liters). Of the 5 excavation bottom soil samples taken by Leonardo, only 1 showed values exceeding the Contamination Threshold Concentrations. The Third-party company, responsible for the contamination, then sent a notice pursuant to Article 242 of Legislative Decree 152/2006. Leonardo notified the Supervisory and Control Bodies and the Third-party company responsible for the contamination of the results of the analysis conducted, declaring that it had fulfilled the legal obligations placed on the blameless owner. - 3 insignificant spills, all of which were promptly contained and managed and/or eliminated in accordance with current regulations.
RT-AE-230a.1	(1) Number of data breaches (2) percentage involving confidential information	Responsible business conduct.
RT-AE-230a.2	Description of approach to identifying and addressing data security risks in (1) company operations and (2) products	Cyber security and data protection Other indicators– par. Data Privacy Sustainable supply chain management.
RT-AE-250a.1	Number of recalls issued, total units recalled	Any measure issued to the in-service fleet, should there be a safety impact, is covered by the Authority with an Emergency Airworthiness Directive (see indicator RT-AE-250a.3).
RT-AE-250a.2	Number of counterfeit parts detected, percentage avoided	NA
RT-AE-250a.3	Number of Airworthiness Directives received, resulting in Emergency	In the applicable businesses, Leonardo has Airworthiness Review processes in place to investigate any events with potential impact on the safety of its products and takes

	Airworthiness Directive, total units affected	appropriate precautionary and/or corrective actions. In 2022, Leonardo agreed with the relevant aviation authority three Emergency Airworthiness Directives. Following the investigation and in compliance with the current regulations, Leonardo issued the relevant applicable Alert Service Bulletins (ASBs), providing instructions to manage the risk that had been reported. More information is available on the website of the European Union Aviation Safety Agency.
RT-AE-250a.4	Amount of fines and legal and regulatory transactions associated with product safety	No fine/settlement agreement associated with Emergency Airworthiness directives referred to in indicator RT-AE-250a.3.
RT-AE-410a.1	Revenue from alternative energy-related products	Some of the helicopters produced by Leonardo can operate with fuels having up to 50% of SAFs without operational limitations or performance degradation are the following: AW139, AW169, AW189, AW149, A109S, AW109SP, AW119MkII, A109A/All, A109C, A109K2, A109E, A119.
RT-AE-410a.2	Description of strategic approach to reduce fuel consumption and greenhouse gas (GHG) emissions of products	Decarbonisation path
RT-AE-440a.1	Description of risk management associated with the use of critical materials	Risk management
RT-AE-510a.1	Total amount of monetary losses resulting from legal proceedings associated with incidents of corruption, bribery and/or illicit international trade.	There are no convictions or compensation ordered as part of criminal proceedings for corruption.
RT-AE-510a.2	Revenues from countries classified in band "E" and "F" of Transparency International's Government Defence Anti-Corruption Index	20% of revenues in 2022 from countries classified in bands E and F of the Government Defence Anti-Corruption Index of Transparency International, of which 62% for EFA Kuwait and NH90 Qatar contracts under which Leonardo is the prime contractor.
RT-AE-510a.3	Description of processes to manage ethical risks in conducting business throughout the value chain	Responsible business conduct Risk management Supply chain value

TCFD (TASK FORCE ON CLIMATE-RELATED FINANCIAL DISCLOSURES) CONTENT INDEX

TCFD RECOMMENDATIONS		Section/Notes
Pillar	TCFD Recommended Disclosures	
GOVERNANCE	a) Describe the board’s oversight of climate related risks and opportunities.	Sustainability governance
	b) Describe management’s role in assessing and managing climate related risks and opportunities.	
STRATEGY	a) Describe the climate related risks and opportunities the company has identified over the short, medium, and long term.	Decarbonisation path
	b) Describe the impact of climate-related risks and opportunities on the company’s businesses, strategy, and financial planning.	
	c) Describe the resilience of the company’s strategy, taking into consideration different climate-related scenarios, including a 2°C or lower scenario	
RISK MANAGEMENT	a) Describe the company’s processes for identifying and assessing climate related risks.	Risk management Decarbonisation path
	b) Describe the company’s processes for managing climate related risks.	
	c) Describe how processes for identifying, assessing, and managing climate related risks are integrated into the company’s overall risk management.	
METRICS AND TARGETS	a) Disclose the metrics used by the company to assess climate-related risks and opportunities in line with its strategy and risk management process.	GRI indicators Natural resources management in industrial processes Decarbonisation path
	b) Disclose Scope 1, Scope 2, and, if appropriate, Scope 3 greenhouse gas (GHG) emissions, and the related risks.	
	c) Describe the targets used by the company to manage climate-related risks and opportunities and performance against targets.	

INFORMATION ON EU TAXONOMY FOR SUSTAINABLE ACTIVITIES

REGULATORY FRAMEWORK

In 2019, the European Union unveiled the European Green Deal plan with the goal of achieving climate neutrality by 2050. In order to attain this goal, the European Union promotes investments in sustainable assets and activities. In this perspective, EU Regulation 2020/852 brought in a classification system or "taxonomy" of sustainable activities (Taxonomy Regulation), based on the use of the statistical classification codes of economic activities in the European Community (NACE codes - *Nomenclature statistique des Activités économiques dans la Communauté Européenne*).

The Taxonomy Regulation sets out the criteria for establishing whether an economic activity can be considered environmentally sustainable based on its substantial contribution to six objectives:

- a) climate change mitigation;
- b) climate change adaptation;
- c) the sustainable use and protection of water and marine resources;
- d) the transition to a circular economy;
- e) pollution prevention and control;
- f) the protection and restoration of biodiversity and ecosystems.

In 2021, the taxonomy regulatory framework was supplemented by a series of Delegated Acts: the Delegated Regulation (EU) 2021/2139 of 4 June 2021 (Climate Delegated Act) and the Commission's EU Delegated Regulation 2021/2178 of 6 July 2021, which regulates a mandatory disclosure regime for companies (Disclosures Regulation).

The first Delegated Act to be published, the Climate Delegated Act, focused on activities that have a greater capacity to contribute to the first two objectives set out in the Taxonomy Regulation, climate change mitigation and climate change adaptation.

In the 2022 NFS, companies must publish the value of "eligibility" of their economic activities and of "alignment" with taxonomy, i.e. those "eligible" activities that simultaneously: contribute substantially to at least one of the environmental objectives, do not cause significant harm to any of the other objectives, comply with both minimum social and governance safeguard clauses and technical screening criteria.

It should be emphasised that the scope of the Taxonomy is expected to expand over time in terms of both the economic activities that are considered and the sustainability objectives that are analysed. In this regard, two documents published in 2022 by the Platform on Sustainable Finance should be highlighted¹⁰⁴:

1. the document "*Recommendations on technical screening criteria for the four remaining environmental objectives of the EU taxonomy*" published on 30 March 2022, which, on the one hand, lists environmentally sustainable activities on the four remaining environmental objectives and, on the other, analyses the possible contribution given by additional economic activities to the achievement of climate objectives;
2. the document "*Final Report on Minimum Safeguards*" published on 11 October 2022, which identifies the minimum social safeguards that must be met.

¹⁰⁴ This is a platform established by the European Commission for the purposes of providing advice on taxonomy.

Thus, not all sustainability goals and not all economic activities are regulated by the legislation that is currently in force.

TAXONOMY AND THE AEROSPACE, DEFENCE & SECURITY SECTOR

The Climate Delegated Act does not include among sustainable activities the primary reference NACE code for the Aerospace, Defence & Security sector, NACE code C30.3 "Manufacture of air and spacecraft and related machinery."

NACE code C30.3 is instead included within the aforementioned Platform on Sustainable Finance document of 30 March 2022. Leonardo will follow regulatory developments and will adjust its reporting and related disclosure requirements accordingly.

LEONARDO REPORTING

Within the 2022 Report on Operations, Leonardo describes environmental and energy sustainability performance, as well as its commitments to reducing impacts and promoting responsible management of natural resources in industrial processes.

The commitments are further strengthened by the application of metrics linked to greenhouse gas reduction both in the long-term variable remuneration policy of management and in the latest ESG-linked financing transactions, which account for 55% of total sources of financing available to the Group. The efforts put in place were also recognized by CDP, which confirmed Leonardo in the "leadership band" with a rating of A-.

In compliance with the current regulations on taxonomy, Leonardo publishes the required information for the year 2022 regarding the percentages of sales (Revenues), capital expenditures (Capex) and operating expenses (Opex) relating to sustainable taxonomy eligible and ineligible economic activities, as well as aligned and non-aligned activities among those set out in the Delegated Acts.

The guidelines provided in Annex I attached to the Disclosures Regulation have been considered for the definition of the denominators of turnover (Revenues), Capex and Opex.

For the numerators, the assessments of eligibility have been carried out by taking account of the descriptions of the economic activities included in Annex I (climate change mitigation) and Annex II (climate change adaptation) of the Climate Delegated Act. It should be noted that the numerators are affected by the lack of coverage of the primary business of Leonardo within the Climate Delegated Act.

It should be noted that, considering the regulatory developments and the possible inclusion of the NACE code C30.3 attributable to the operations in the AD&S sector among "eligible" activities, the percentages of taxonomy-eligible/ aligned activities could undergo significant changes in 2023.

TURNOVER FY 2022		Substantial contribution criteria								DNSH criteria					Minimum safeguards	Taxonomy aligned proportion on total, year N	Category (enabling activity) E	Category (transitional activity) T
Economic Activities	Code(s)	Absolute value (€mln)	% Proportion on total	Climate Change mitigation (%)	Climate Change adaptation (%)	Water & Marine resources (%)	Circular Economy (%)	Pollution (%)	Biodiversity & ecosystems (%)	Climate Change mitigation (y/n)	Climate Change adaptation (y/n)	Water & Marine resources (y/n)	Circular Economy (y/n)	Pollution (y/n)				
A TAXONOMY-ELIGIBLE ACTIVITIES																		
A.1 Environmentally sustainable activities (Taxonomy-aligned)																		
Total of environmentally sustainable activities (Taxonomy-aligned) A.1		0	0%															
A.2 Taxonomy-eligible but not environmentally sustainable activities (not Taxonomy-aligned activities)																		
Total of Taxonomy-eligible but not environmentally sustainable activities (not Taxonomy-aligned activities) (A.2)		0	0%															
Total (A.1+A.2)		0	0%															
B. TAXONOMY-NON-ELIGIBLE ACTIVITIES																		
Total of Taxonomy-non-eligible activities (B)		14,713	100%															
Total (A+B)		14,713																

CAPEX FY 2022				Substantial contribution criteria							DNSH criteria					Minimum safeguards	Taxonomy aligned proportion on total, year N	Category (enabling activity) E	Category (transitional activity) T
	Code(s)	Absolute value (€m)	% Proportion on total	Climate Change mitigation (%)	Climate Change adaptation (%)	Water & Marine resources (%)	Circular Economy (%)	Pollution (%)	Biodiversity & ecosystems (%)	Climate Change mitigation (y/n)	Climate Change adaptation (y/n)	Water & Marine resources (y/n)	Circular Economy (y/n)	Pollution (y/n)	Biodiversity & ecosystems (y/n)				
Economic Activities																			
A TAXONOMY-ELIGIBLE ACTIVITIES																			
A.1 Environmentally sustainable activities (Taxonomy-aligned)																			
Installation, maintenance and repair of energy efficiency equipment	7.3	5.6	1%	100%						n/a	Y	n/a	n/a	Y	n/a	Y		100%	E
Installation, maintenance and repair of charging stations for electric vehicles in buildings (and parking spaces attached to buildings)	7.4	0.1	0.01%	100%						n/a	Y	n/a	n/a	n/a	n/a	Y		100%	E
Installation, maintenance and repair of instruments and devices for measuring, regulation and controlling energy performance of buildings	7.5	0.1	0.02%	100%						n/a	Y	n/a	n/a	n/a	n/a	Y		100%	E
Total of environmentally sustainable activities (Taxonomy-aligned) A.1		5.8	1%															100%	
A.2 Taxonomy-eligible but not environmentally sustainable activities (not Taxonomy-aligned activities)																			
Total of Taxonomy-eligible but not environmentally sustainable activities (not Taxonomy-aligned activities) (A.2)		0	0%																
Total (A.1+A.2)		5.8	1%																
B. TAXONOMY-NON-ELIGIBLE ACTIVITIES																			
Total of Taxonomy-non-eligible activities (B)		875	99%																
Total (A+B)		881																	

OPEX FY 2022				Substantial contribution criteria							DNSH criteria					Minimum safeguards	Taxonomy aligned proportion on total, year N	Category (enabling activity) E	Category (transitional activity) T
Code(s)	Absolute value (€m)	% Proportion on total	Climate Change mitigation (%)	Climate Change adaptation (%)	Water & Marine resources (%)	Circular Economy (%)	Pollution (%)	Biodiversity & ecosystems (%)	Climate Change mitigation (y/n)	Climate Change adaptation (y/n)	Water & Marine resources (y/n)	Circular Economy (y/n)	Pollution (y/n)	Biodiversity & ecosystems (y/n)					
Economic Activities																			

A TAXONOMY-ELIGIBLE ACTIVITIES																			
A.1 Environmentally sustainable activities (Taxonomy-aligned)																			
Transport by motorbikes, passenger cars and light commercial vehicles	6.5	4.8	1.1%	100%							n/a	Y	n/a	Y	Y	n/a	Y	100%	
Data processing, hosting and related activities	8.1	2.5	0.6%	100%							n/a	Y	n/a	Y	n/a	n/a	Y	100%	
Total of environmentally sustainable activities (Taxonomy-aligned) A.1		7.3	1.7%															100%	
A.2 Taxonomy-eligible but not environmentally sustainable activities (not Taxonomy-aligned activities)																			
Transport by motorbikes, passenger cars and light commercial vehicles	6.5	6.7	1.6%																
Total of Taxonomy-eligible but not environmentally sustainable activities (not Taxonomy-aligned activities) (A.2)		6.7	1.6%																
Total (A.1+A.2)		14.0	3.3%																

B. TAXONOMY-NON-ELIGIBLE ACTIVITIES			
Total of Taxonomy-non-eligible activities (B)		418	96.7%
Total (A+B)		432	



Piazza Monte Grappa, 4
00195 Roma
T +39 06324731
F +39 063208621